



**FISCAL YEAR 2018/2019**

**Consolidated Annual Performance Evaluation Report (CAPER)**

City of Moreno Valley  
Financial & Management Services Dept.  
Financial Operations Division  
14177 Frederick St. PO Box 88005  
Moreno Valley, CA 92552-0805  
PH: 951.413.3450 Email: [grantsadmin@moval.org](mailto:grantsadmin@moval.org)

---

# TABLE OF CONTENTS

## Consolidated Annual Performance and Evaluation Report

CR-05 Goals and Outcomes .....	1
CR-10 Racial and Ethnic composition of families assisted .....	7
CR-15 Resources and Investments .....	8
CR-20 Affordable Housing .....	13
CR-25 Homeless and Other Special Needs .....	15
CR-30 Public Housing .....	18
CR-35 Other Actions .....	20
CR-40 Monitoring – Supplementary General Conditions.....	24
CR-45 CDBG.....	26
CR-50 HOME .....	27
CR-60 ESG Subrecipient Information .....	29
CR-65 Persons Assisted ESG.....	32
CR-70 Assistance Provided and Outcomes .....	35
CR-75 Expenditures .....	36

### ATTACHMENTS:

Attachment 1: ESG CAPER - SAGE Reports

Attachment 2: PR26- CDBG Financial Summary Report

Attachment 3: HUD Low/Mod Census Tracts Map

Attachment 4: CR-50 Affordable Rental Housing Monitoring

Attachment 5: CDBG Activity Summary Report (GPR)

Attachment 6: PR23- CDBG and HOME Summary of Accomplishments

Attachment 7: PR33- HOME Match Liability

Attachment 8: PR91- ESG Financial Summary 2016-2018

Attachment 9: Citizen Participation (Notice of Public Comment Period)

## CR-05 - Goals and Outcomes

### **Progress the jurisdiction has made in carrying out its strategic plan and its action plan. 91.520(a)**

This could be an overview that includes major initiatives and highlights that were proposed and executed throughout the program year.

During 2018/19, Moreno Valley was committed to maximizing existing resources and opportunities to achieve a better quality of life for its low-to-moderate income residents. At the end of the first year of the 2018-23 Consolidated Plan the City was successful in accomplishing the

following:

**Achieve Fair Housing for All:** 5-Yr Goals: Provide fair housing and landlord/tenant services to educate and assist 23,500 households on their rights and responsibilities. Annual Goals: Assist 4,700 households with Fair Housing Services. **Actual 18/19:** The City assisted 7,010 households with Fair Housing Services.

**Address Homelessness:** 5-YR Goal: To assist 800 homeless persons and persons threatened with homelessness. Annual Goal: 160 persons with homelessness prevention. **Actual 18/19:** The City provided homelessness prevention, rapid re-housing, homeless services and shelter assistance to 92 individuals; 26 with homeless outreach, 22 with homelessness prevention; 28 with shelter assistance, and 16 with rapid rehousing.

**Improve the condition of existing housing stock:** 5-YR Goals: Rehabilitate 16 rental units; rehabilitate 90 homeowner housing. Annual Goals: Rehabilitate 3 rental units; rehabilitate 18 homeowner housing. **Actual 18/19:** The City rehabilitated 40 housing units, including 22 single-family rehabilitation projects and 18 single-family units of energy efficiency project; provided proactive neighborhood clean-ups, and public safety activities.

**Improve the well-being of persons:** 5-YR Goal: Assist 290,000 persons, including the elderly and disabled, with public services. Annual Goal: Benefit 58,000 persons. **Actual 18/19:** In FY 2018, the City aided 225,674 individuals through public services and sheltered 59 persons overnight. Individuals were served through food banks, senior services, Employment Resource Center, and youth services. In addition, individuals were assisted through MoVal Policing program.

**Promote Economic Development Activities:** 5-YR Goals: To create or retain 100 low-to moderate income jobs and assist 390 businesses. Annual Goals: Create or retain 20 low-to moderate income jobs and assist 78 businesses. **Actual 18/19:** In FY 2018, 41 low-to- moderate jobs were created

or retained, 247 businesses assisted, 9 housing units received solar electric systems where 16 job trainees and 40 volunteers participated.

**Public Facilities and Infrastructures:** 5-YR Goals: To assist 55,000 persons through public facility/improvement projects aimed at improving ADA standards and City streets. Annual Goals: benefit 11,000 persons. **Actual 18/19:** Benefited 105,125 persons.

**Comparison of the proposed versus actual outcomes for each outcome measure submitted with the consolidated plan and explain, if applicable, why progress was not made toward meeting goals and objectives. 91.520(g)**

Categories, priority levels, funding sources and amounts, outcomes/objectives, goal outcome indicators, units of measure, targets, actual outcomes/outputs, and percentage completed for each of the grantee’s program year goals.

Goal	Category	Source / Amount	Indicator	Unit of Measure	Expected – Strategic Plan	Actual – Strategic Plan	Percent Complete	Expected – Program Year	Actual – Program Year	Percent Complete
Achieve Fair Housing for All	Non-Housing Community Development	CDBG: \$	Public service activities other than Low/Moderate Income Housing Benefit	Persons Assisted	23,500	7010	29.83%	4,700	7,010	149.15%
Address Homelessness	Homeless	ESG: \$	Tenant-based rental assistance / Rapid Rehousing	Households Assisted	800	0	0.00%			
Address Homelessness	Homeless	ESG: \$	Homelessness Prevention	Persons Assisted	800	22	2.75%	160	22	13.75%
Address Homelessness	Homeless	ESG: \$	Housing for Homeless added	Household Housing Unit	0	0		0	0	
Address Homelessness	Homeless	ESG: \$	Other	Other	1,600	0	0.00%			



Improve the condition of existing housing stock	Housing	CDBG: \$ / HOME: \$	Rental units rehabilitated	Household Housing Unit	16	0	0.00%	3	0	0.00%
Improve the condition of existing housing stock	Housing	CDBG: \$ / HOME: \$	Homeowner Housing Rehabilitated	Household Housing Unit	90	40	44.44%	18	40	222.22%
Improve the condition of existing housing stock	Housing	CDBG: \$ / HOME: \$	Housing Code Enforcement/Foreclosed Property Care	Household Housing Unit	0	0		0	0	
Improve the well-being of persons	Non-Housing Community Development	CDBG: \$	Public service activities other than Low/Moderate Income Housing Benefit	Persons Assisted	290,000	225,674	77.82%	58,000	225,674	389.09%
Improve the well-being of persons	Non-Housing Community Development	CDBG: \$	Public service activities for Low/Moderate Income Housing Benefit	Households Assisted	0	0				
Improve the well-being of persons	Non-Housing Community Development	CDBG: \$	Homeless Person Overnight Shelter	Persons Assisted	0	59		0	59	
Planning and Administration	Program Administration	CDBG: \$ / HOME: \$ / ESG: \$	Homeowner Housing Rehabilitated	Household Housing Unit	0	0		0	0	

Planning and Administration	Program Administration	CDBG: \$ / HOME: \$ / ESG: \$	Homelessness Prevention	Persons Assisted	0	0		0	0	
Planning and Administration	Program Administration	CDBG: \$ / HOME: \$ / ESG: \$	Businesses assisted	Businesses Assisted	0	0		0	0	
Planning and Administration	Program Administration	CDBG: \$ / HOME: \$ / ESG: \$	Other	Other	0	0				
Promote Economic Development Activities	Non-Housing Community Development and City Economic Development	CDBG: \$	Jobs created/retained	Jobs	100	41	41.00%	20	41	205.00%
Promote Economic Development Activities	Non-Housing Community Development and City Economic Development	CDBG: \$	Businesses assisted	Businesses Assisted	390	247	63.33%	78	247	316.67%

Public Facilities and Infrastructure	Non-Housing Community Development	CDBG: \$	Public Facility or Infrastructure Activities other than Low/Moderate Income Housing Benefit	Persons Assisted	55,000	105,125	191.14%	11,000	105,125	955.68%
--------------------------------------	-----------------------------------	----------	---	------------------	--------	---------	---------	--------	---------	---------

**Table 1 - Accomplishments – Program Year & Strategic Plan to Date**

**Assess how the jurisdiction’s use of funds, particularly CDBG, addresses the priorities and specific objectives identified in the plan, giving special attention to the highest priority activities identified.**

Achieve Fair Housing for All: The City assisted 7,010 households provided with fair housing/landlord tenant services and anti-discrimination services accomplishing 149% of the annual goal. The City continues to provide services to low and moderate income individuals to meet the 5-year goal of achieving Fair Housing for all.

Address Homelessness: The City provided homelessness prevention, rapid re-housing, homeless services and shelter assistance to 92 individuals; 26 with homeless outreach, 22 with homelessness prevention; 28 with shelter assistance, and 16 with rapid rehousing. In addition, the City has contracted with a provider to conduct street outreach services to homeless individuals who were given an opportunity to work part-time in the City’s neighborhood clean-up/beautification project. In 2018, there were 35 homeless participants in the homeless to work initiative. The City continues to work with its non-profit partners to equal or exceed its annual homeless sheltering and prevention goals.

Improve the condition of existing housing stock: The City’s goal is to complete 90 rehabilitation projects during the five-year period of the 2018-23 ConPlan, or 18 units per program year. During FY 2018, the City exceed the one-year goal by rehabilitating 40 housing units, including 22 single-family rehabilitation projects, and 18 single-family units of energy efficiency project. The City continues to work with its non-profit partners to equal or exceed housing rehabilitation accomplishments for low-income households in the City.

Improve the well-being of persons- The City’s annual goal is to assist 58,000 persons through public service assistance. For FY 2018, that goal was exceed by 289% as the City assisted 225,674 low and moderate income persons. Assistance included services for seniors, abused and neglected children, food pantry services, and the MoVal Policing Program for CDBG target areas. The City continues to work with its non-profit partners to

equal or exceed public service accomplishments for low and moderate income persons in the City.

Promote Economic Development Activities: For FY 2018 the City was successful in creating/retaining 41 full time jobs for low and moderate income individuals, 247 business were provided assistance, and over 1,000 new low and moderate income residents received assistance through the City of Moreno Valley's Employment Resource Center. The City continues to provide assistance to meet the Economic Development 5-year goal.

Public Facilities and Infrastructures: The City completed the first year of ADA improvement projects, traffic signal improvements, and pavement rehabilitation project, benefiting over 105,000 persons in the CDBG target areas. The actual goal for FY 2018 was 11,000, and the City exceeded that goal by 94,125.

## CR-10 - Racial and Ethnic composition of families assisted

Describe the families assisted (including the racial and ethnic status of families assisted).

91.520(a)

	CDBG	HOME	ESG
White	24,424	8	49
Black or African American	15,655	0	41
Asian	909	0	2
American Indian or American Native	611	0	1
Native Hawaiian or Other Pacific Islander	350	0	0
<b>Total</b>	<b>41,949</b>	<b>8</b>	<b>93</b>
Hispanic	30,313	7	37
Not Hispanic	31,318	1	60

Table 2 – Table of assistance to racial and ethnic populations by source of funds

### Narrative

Additional Race not listed in detail for CDBG on the above table are: American Indian/ Alaskan Native & White: 134; Asian & White 276; Black/ African American & White: 105; American Indian/Alaskan Native & Black/ African American: 39; and Other Multi-racial: 19,128. These additional counts total to 19,682. With the 41,949 listed on the table above, the overall total of CDBG assisted persons is 61,631.

## CR-15 - Resources and Investments 91.520(a)

### Identify the resources made available

Source of Funds	Source	Resources Made Available	Amount Expended During Program Year
CDBG	public - federal	2,100,293	1,784,792
HOME	public - federal	744,392	257,343
ESG	public - federal	174,726	79,159

**Table 3 - Resources Made Available**

### Narrative

In FY 2018, the Community Development Block Grant (CDBG) program provided \$1,784,792 for housing and community development activities that met the following three broad national objectives of benefit to low and moderate-income households; removal of slum or blight; or meeting urgent community needs. The HOME Investment Partnerships Program (HOME) provided \$257,343 for housing related activities such as affordable rental housing, home ownership through acquisition, construction, reconstruction, and/or rehabilitation of affordable housing. The City issued \$79,159 in Emergency Solutions Grant Program (ESG) 2018 funds to assist, protect, and improve living conditions for the homeless.

### Identify the geographic distribution and location of investments

Target Area	Planned Percentage of Allocation	Actual Percentage of Allocation	Narrative Description
CDBG TARGET AREA(S)	70	100	See Below
City-wide			

**Table 4 – Identify the geographic distribution and location of investments**

### Narrative

Moreno Valley continued to have CDBG Target Areas represented by census tracts within the City that contain at least 51% of residents who qualify as low and moderate income. In 2018 there were twenty-seven low and moderate census tracts or CDBG Target Areas located within three Moreno Valley Council Districts. These areas encompass neighborhoods mostly in the central and western portions of the City. In general, CDBG Target Areas typically include older sections of the City where much of the building stock and infrastructure is deteriorated or fails to meet current standards. Its structures are in need of various levels of rehabilitation with some structures in need of extensive reconstruction. The areas tend to lack adequate drainage systems, water lines, street lighting, and infrastructure. Historically, the City's goal has been to physically locate as many of the CDBG and HOME projects to within the established Target Areas as possible. During the fiscal year, the City's projects and activities undertaken by CDBG and HOME have benefitted the Target Areas in one or both of the following manners: either by being physically located within a qualified census tract(s) or providing a service to low-income persons residing within those tracts.

## Leveraging

**Explain how federal funds leveraged additional resources (private, state and local funds), including a description of how matching requirements were satisfied, as well as how any publicly owned land or property located within the jurisdiction that were used to address the needs identified in the plan.**

The City continually makes its best effort to leverage the Federal funding it receives through the use of other local and State funding in order to support its projects. The City was able to leverage its homeless and housing programs with programs offered with the County of Riverside such as: Riverside County Emergency Solutions Grant (ESG); the County's Housing Choice Voucher program (Section 8); Homebuyer Assistance Housing for Persons with AIDS (HOPWA); Shelter plus Care Program; Supportive Housing Program (SHP); and Mortgage Credit Certificate Program (MCCP). The City also received County transportation and capital improvement funding through the Department of Justice, and leverages those grant monies with CDBG in order to achieve 5-year Consolidated Planning goals listed under its Public Facilities and Infrastructures Goal. The State of California also offered leveraging opportunities via the Low-income Housing Tax Credit (LIHTC); State Multi-Family Housing Program (MHP); the Housing Finance Agency (CalHFA) Multi-Family Programs; (CalHFA) Home Mortgage Purchase Program; and the Homebuyer Assistance CalHome Program. Additionally, Moreno Valley was able to coordinate and/or partner with over 12 Non-Profit Organizations to help facilitate the various social services and housing activities included in Moreno Valley's Consolidated Plan.

In addition, the City staff look for every opportunity to leverage funds with additional funding, volunteer labor, and other community resources. With respect to public services and projects funded with CDBG funds, the City requires all subrecipients to identify other resources they will utilize during the program year to operate and implement CDBG supported activities. It is the City's intent to ensure adequate nonfederal and private funds are available, thus minimizing the dependence on federal funds and helping to ensure the viability and continuity of the proposed activity. To best leverage the City's available resources, the City will continue to look for opportunities to layer private and nonfederal resources with federal resources and to require that CDBG subrecipients demonstrate sufficient committed non CDBG funding so that projects and services will have the best results for the community and the low and very low income residents they are intended to serve.

<b>Fiscal Year Summary – HOME Match</b>	
1. Excess match from prior Federal fiscal year	0
2. Match contributed during current Federal fiscal year	52,908
3. Total match available for current Federal fiscal year (Line 1 plus Line 2)	52,908
4. Match liability for current Federal fiscal year	52,908
5. Excess match carried over to next Federal fiscal year (Line 3 minus Line 4)	0

**Table 5 – Fiscal Year Summary - HOME Match Report**

Match Contribution for the Federal Fiscal Year								
Project No. or Other ID	Date of Contribution	Cash (non-Federal sources)	Foregone Taxes, Fees, Charges	Appraised Land/Real Property	Required Infrastructure	Site Preparation, Construction Materials, Donated labor	Bond Financing	Total Match

Table 6 – Match Contribution for the Federal Fiscal Year

**HOME MBE/WBE report**

Program Income – Enter the program amounts for the reporting period				
Balance on hand at begin-ning of reporting period \$	Amount received during reporting period \$	Total amount expended during reporting period \$	Amount expended for TBRA \$	Balance on hand at end of reporting period \$
130,331	71,493	99,777	0	102,047

Table 7 – Program Income



<b>Minority Business Enterprises and Women Business Enterprises – Indicate the number and dollar value of contracts for HOME projects completed during the reporting period</b>						
	Total	Minority Business Enterprises				White Non-Hispanic
		Alaskan Native or American Indian	Asian or Pacific Islander	Black Non-Hispanic	Hispanic	
<b>Contracts</b>						
Dollar Amount	313,038	0	0	0	132,970	180,068
Number	36	0	0	0	14	22
<b>Sub-Contracts</b>						
Number	0	0	0	0	0	0
Dollar Amount	0	0	0	0	0	0
	Total	Women Business Enterprises	Male			
<b>Contracts</b>						
Dollar Amount	313,038	16,450	296,588			
Number	36	4	32			
<b>Sub-Contracts</b>						
Number	0	0	0			
Dollar Amount	0	0	0			

**Table 8 - Minority Business and Women Business Enterprises**

<b>Minority Owners of Rental Property – Indicate the number of HOME assisted rental property owners and the total amount of HOME funds in these rental properties assisted</b>						
	Total	Minority Property Owners				White Non-Hispanic
		Alaskan Native or American Indian	Asian or Pacific Islander	Black Non-Hispanic	Hispanic	
Number	0	0	0	0	0	0
Dollar Amount	0	0	0	0	0	0

**Table 9 – Minority Owners of Rental Property**

<b>Relocation and Real Property Acquisition</b> – Indicate the number of persons displaced, the cost of relocation payments, the number of parcels acquired, and the cost of acquisition						
Parcels Acquired		0		0		
Businesses Displaced		0		0		
Nonprofit Organizations Displaced		0		0		
Households Temporarily Relocated, not Displaced		0		0		
Households Displaced	Total	Minority Property Enterprises				White Non-Hispanic
		Alaskan Native or American Indian	Asian or Pacific Islander	Black Non-Hispanic	Hispanic	
Number	0	0	0	0	0	0
Cost	0	0	0	0	0	0

**Table 10 – Relocation and Real Property Acquisition**

## CR-20 - Affordable Housing 91.520(b)

Evaluation of the jurisdiction's progress in providing affordable housing, including the number and types of families served, the number of extremely low-income, low-income, moderate-income, and middle-income persons served.

	One-Year Goal	Actual
Number of Homeless households to be provided affordable housing units	0	0
Number of Non-Homeless households to be provided affordable housing units	0	0
Number of Special-Needs households to be provided affordable housing units	0	0
<b>Total</b>	<b>0</b>	<b>0</b>

Table 11 – Number of Households

	One-Year Goal	Actual
Number of households supported through Rental Assistance	0	0
Number of households supported through The Production of New Units	0	0
Number of households supported through Rehab of Existing Units	18	40
Number of households supported through Acquisition of Existing Units	0	0
<b>Total</b>	<b>18</b>	<b>40</b>

Table 12 – Number of Households Supported

**Discuss the difference between goals and outcomes and problems encountered in meeting these goals.**

The City provided CDBG and HOME funds to improve the existing housing stock so that it provides decent, safe, and sanitary housing. The FY 2018 goal was to rehabilitate 3 rental units and 18 homeowner housing. The City completed rehabilitation of 40 housing units, 22 single-family rehabilitation projects, and 18 single-family units of energy efficiency project; provided proactive neighborhood clean-ups, and public safety activities.

**Discuss how these outcomes will impact future annual action plans.**

For future action plans the City will continue to reevaluate community needs, worst case housing needs, and progress of existing projects. Results of the evaluation will be considered as the City defines its annual goals and determines the types of projects it takes on.

Include the number of extremely low-income, low-income, and moderate-income persons served by each activity where information on income by family size is required to determine the eligibility of the activity.

Number of Households Served	CDBG Actual	HOME Actual
Extremely Low-income	5	7
Low-income	4	1
Moderate-income	7	0
<b>Total</b>	<b>16</b>	<b>8</b>

Table 13 – Number of Households Served

### Narrative Information

During FY 2018, the City of Moreno Valley served the following households:

- Renter Households: 0 households with incomes ranging from extremely low to low. These households were served through rent-restricted housing units and meet the Section 215 definition of affordable housing.
- Owner Households: 24 households with incomes ranging from extremely low to moderate income. These owner households were served through rehabilitation of existing owner-occupied housing.

## **CR-25 - Homeless and Other Special Needs 91.220(d, e); 91.320(d, e); 91.520(c)**

**Evaluate the jurisdiction's progress in meeting its specific objectives for reducing and ending homelessness through:**

### **Reaching out to homeless persons (especially unsheltered persons) and assessing their individual needs**

Based on 2018 "Point-in-Time Count" (PIT) of homeless persons residing in the Riverside County conducted by the County's Continuum of Care (CoC), Moreno Valley has 38 unsheltered homeless persons residing within its city limits. In line with the HUD requirements, the City has developed a comprehensive Homeless Strategy that involved reaching out to homeless persons, assessing and addressing their individual emergency/ housing needs. To reach the individuals, the City extends CDBG and ESG funding to a variety of public service subgrantees who in turn provide the direct services including street outreach, case management, housing search assistance, emergency housing/motel vouchers, food, and counseling. These social service programs are often the primary source for referrals and assistance to homeless persons, and primary contact for unsheltered individuals. During 2018, the City provided funding to:

- United States Veterans Initiative (Emergency Shelter) and Catholic Charities of San Bernardino and Riverside Counties (Rapid Re-housing and Homeless Prevention)
- The Salvation Army (Street Outreach Program)

Riverside County has worked toward dealing with the chronic homeless population for a number of years through the Mental Health Homeless Intervention Team (HIT) program. The HIT Team actively sought out homeless, throughout Riverside County, living on the streets and in unsheltered locations. The teams focused on areas of high homeless concentration. Support workers are trained to recognize the symptoms of mental illness and substance abuse. They also possess the interpersonal skills necessary to solicit and provide information in a friendly, respectful, non-threatening manner. They are familiar with all community resources that serve the homeless population, both public and private. At a minimum, all homeless persons contacted on the streets are provided with information and referrals to programs relevant to their particular needs. Once the chronic homeless persons have been identified, and if mentally ill and willing to participate, they are enrolled into a series of programs by the Department of Mental Health.

### **Addressing the emergency shelter and transitional housing needs of homeless persons**

Addressing the housing needs of the homeless is the primary objective of ESG funding and one of the City's highest priorities for the use of CDBG public service dollars. ESG funding will be allocated to address the emergency shelter and housing needs of homeless persons located in Moreno Valley. The City's ESG program allocation was used to leverage the homeless prevention efforts originally initiated by CDBG. However, ESG will provide for a much needed injection of funding. The ESG program was used to assist,

protect, and improve living conditions for the homeless and provides for the following eligible activities:

- engage homeless individuals and families living on the street;
- improve the number and quality of emergency shelters for homeless individuals and families;
- help operate these shelters;
- provide essential services to shelter residents,
- rapidly re-house homeless individuals and families,
- and prevent families/individuals from becoming homeless

**Helping low-income individuals and families avoid becoming homeless, especially extremely low-income individuals and families and those who are: likely to become homeless after being discharged from publicly funded institutions and systems of care (such as health care facilities, mental health facilities, foster care and other youth facilities, and corrections programs and institutions); and, receiving assistance from public or private agencies that address housing, health, social services, employment, education, or youth needs**

The Riverside County CoC collaborates with various key organizations and agencies to establish county-wide protocols and procedures intended to prevent people from being discharged from public and private institutions (programs) into homelessness. Agencies included are DPSS, County Department of Behavioral Health, Hospital Association of Southern California (coordinator of Riverside county hospitals), Riverside County Sheriff's Dept., Riverside County Veterans' Services, administrators of the 2-1-1 telephone referral program, and Community Connect of Riverside County. Once the City makes ESG services available it will contact Community Connect and other partners to formally register its programs and ensure that the public are referred to the city ESG services if needed.

**Helping homeless persons (especially chronically homeless individuals and families, families with children, veterans and their families, and unaccompanied youth) make the transition to permanent housing and independent living, including shortening the period of time that individuals and families experience homelessness, facilitating access for homeless individuals and families to affordable housing units, and preventing individuals and families who were recently homeless from becoming homeless again**

The County of Riverside, along with Continuum of Care partners, including the City of Moreno Valley, continued to make available the "25 Cities" program which assists the homeless population, primarily veterans and the chronically homeless to attain housing through collaboration and communication with its CoC partners. The program features coordinated entry system, a software that stores and displays housing information including vacancies, client personal information, and tracks their individual needs. The City also focused on preventing homelessness and repeat episodes of homelessness through its partnership with its local nonprofit agencies to provide assistance or locate assistance for the family or individuals, such as:

- United States Veterans Initiative – Emergency Shelter Program
- Catholic Charities of San Bernardino and Riverside Counties – Homeless Prevention and Rapid Rehousing Services
- The Salvation Army – Street Outreach Services

## **CR-30 - Public Housing 91.220(h); 91.320(j)**

### **Actions taken to address the needs of public housing**

The Housing Authority of Riverside County sponsors and addresses the public housing needs of the cities within Riverside County. The City of Moreno Valley does not directly sponsor any public housing. Unfortunately, assistance provided under the County Section 8 program and the Housing Choice Voucher Program is limited. The Public Housing Program, now Rental Assistance Demonstration Program, provides decent, safe, and sanitary housing to low and moderate-income families, seniors, and persons with disabilities. These multi-family developments were constructed or purchased with funding provided by HUD. The property units are operated and maintained by the Housing Authority with funding subsidies from HUD. On October 1, 2016, the 469 units of public housing was converted to Project Based Vouchers via HUD's Rental Assistance Demonstration Program. Of the 469 units, 66 are located in the City of Moreno Valley (28 units on Dracaea St., 34 units on Gloria St., and 4 units on Sherman Ave). The Housing Authority converted all its public housing stock to long term project-based Section 8 contracts through Rental Assistance Demonstration (RAD) program. The conversion was completed during Fiscal Year 2016-2017 and as of October 1, 2016, the HACR no longer owns any public housing units.

The Section 8 (Voucher) program assists lower-income households with rental assistance to provide an opportunity to live in affordable, decent, safe, and sanitary housing. There are also 1,139 Moreno Valley residents who receive Housing Choice Vouchers or Section 8. All Voucher recipients are below 50% of the area median income and approximately 75% of recipients are below 30% of area median income. The waiting list for Section 8 was closed for some time but has reopened and is accepting new applications with specific eligibility criteria in place. Throughout Riverside County there are currently over 56,000 persons on the waiting list for public housing, and 52,000 persons on the waiting list for Section 8 tenant-based assistance. Based on the large numbers of families waiting for assistance, the City continued to support the HACR goal to: expand the supply of assisted housing by applying for additional rental vouchers via annual competitions for the U.S. Department of Housing and Urban Development (HUD) affordable housing funding available to Public Housing Authorities; improve the quality of assisted housing; leverage private or other public funds to create additional housing opportunities; and expand and promote self-sufficiency programs. The City actively pursued opportunities for local affordable housing projects as described within this report as well as non-housing public service programs in order to contribute to the overall affordable housing needs of the community and ease the financial burden of its struggling, low-income, residents. To further collaborate, the City of Moreno Valley continued to review the Riverside County Agency's Action Plan and monitor the affordable housing needs of the area. The City reviews proposed development sites, the comprehensive plan, and any proposed demolition or disposition of public housing developments.

### **Actions taken to encourage public housing residents to become more involved in management and participate in homeownership**

To promote fair housing choice, foster an inclusive and integrated community, and remove barriers to



opportunity, the City has prepared an Assessment of Fair Housing. As part of its assessment, the City studied data and issues that affect fair housing in Moreno Valley and identified related goals and priorities.

**Actions taken to provide assistance to troubled PHAs**

N/A -The County of Riverside Housing Authority is not a 'troubled PHA.'

## **CR-35 - Other Actions 91.220(j)-(k); 91.320(i)-(j)**

**Actions taken to remove or ameliorate the negative effects of public policies that serve as barriers to affordable housing such as land use controls, tax policies affecting land, zoning ordinances, building codes, fees and charges, growth limitations, and policies affecting the return on residential investment. 91.220 (j); 91.320 (i)**

The City's updated Housing Element for the 2014-2021 cycle reported the following actions to help remove barriers to affordable housing:

- Continuing the practice of providing incentives for the development of housing including deferral of development impact fees for affordable housing until issuance of Certificate of Occupancy, lower development impact fees for affordable housing, and permit streamlining.
- The City Council amended the Moreno Valley Industrial Area Specific Plan (SP208) to include Emergency Shelters as a permitted use. Zoning regulations contained in Title 9 of the City of Moreno Valley Municipal Code were also amended to include Single Room Occupancy Units (SRO) zones in the multiple family and specified commercial zones.
- The City Council approved the rezoning of 142 acres to Residential 30 (R30) with the goal of creating rental housing for low and very low income households.
- To accommodate the 2008-2014 regional housing need of 1,806 Very Low-Income Units and 1,239 Low-Income Units (total of affordable units= 3,045), the City rezoned 142 acres of vacant and underutilized sites to R30 with a minimum density of 24 units per acre. The sites are appropriately sized to accommodate higher density developments, and will allow owner-occupied and rental multifamily residential uses without a conditional use permit (CUP), which is not required in Moreno Valley for multiple family housing, or other discretionary action pursuant to Government Code Section 65583 .2 (h) and (i).

## **Actions taken to address obstacles to meeting underserved needs. 91.220(k); 91.320(j)**

During the program year, the City of Moreno Valley is performing an assessment of fair housing to analyze the local fair housing needs and set fair housing priorities and goals.

## **Actions taken to reduce lead-based paint hazards. 91.220(k); 91.320(j)**

Federal regulations prohibit the use of lead-based paint in residential structures rehabilitated with Federal funds. [www.epa.gov/getleadsafe](http://www.epa.gov/getleadsafe)

The Residential Lead Based Paint Hazard Reduction Act of 1992 (Title X) emphasizes prevention of childhood lead poisoning through housing-based approaches. To reduce lead-based paint hazards, the City of Moreno Valley incorporated a general condition to HUD funded Rehabilitation Program agreements that states:

“Lead-Based Paint - The AGENCY agrees that any construction or rehabilitation of residential structures with assistance provided under this Agreement shall be subject to HUD Lead-Based Paint Regulations at 24 CFR 570.608, and 24 CFR Part 35, Subpart B. Such regulations pertain to all CDBG assisted housing and require that all owners, prospective owners, and tenants of properties constructed prior to 1978 be properly notified that such properties may include lead-based paint. Such notification shall point out the hazards of lead-based paint and explain the symptoms, treatment and precautions that should be taken when dealing with lead-based paint poisoning and the advisability and availability of blood lead level screening for children under seven. The notice should also point out that if lead-based paint is found on the property, abatement measures may be undertaken. The regulations further require that, depending on the amount of Federal funds applied to a property, paint testing, risk assessment, treatment and/or abatement may be conducted.”

Additionally, all homeowners participating in the City of Moreno Valley HOME repair programs, through its current subrecipient -- Habitat for Humanity, receives a copy of the booklet, “Protect Your Family from Lead in Your Home” as part of the original application packet provided by the Subrecipient. Applicants complete and sign a form entitled “Disclosure of Information on Lead-Based Paint and/or Lead-Based Paint Hazards” to certify a copy of the booklet was received. It includes a section for the owner to state the year the unit was built (to be confirmed utilizing the Certificate of Title or Registration.) If the unit was constructed after January 1, 1978, it is considered “exempt”. Units built prior to January 1, 1978 require a lead inspection.

Furthermore, the City’s Housing Quality Standards and HOME Rehabilitation Standards for Lead Based Paint states that all houses constructed prior to 1978 sample four (4) floors, two (2) window sills and two (2) window troughs (all randomly selected) plus a blank sample must be submitted to an EPA accredited lead analytical laboratory and the dust samples must pass a dust wipe test for lead content as per the protocol in the HUD Guidelines. Lead safe work practices must be followed, and only certified abatement contractors may perform the work.

**Actions taken to reduce the number of poverty-level families. 91.220(k); 91.320(j)**

Over the course of 2018, the City can confirm utilizing the following programs to help reduce poverty among its population: City Housing Programs: The City continued to work to implement strategies aimed at producing and preserving affordable housing. Moreno Valley continued to partner with CHDOs to develop housing for very low-income persons. Public Service Providers: The City continued to provide grant funding to upward of 9 public service providers to assist low income individuals and households, special needs population, and the homeless population with critical services. These programs provided City residents opportunities to utilize programs at little or no cost, thereby reducing financial burden. City Multi-Agency Coordination Efforts: The City continued to collaborate and develop relationships with governmental and other social service agencies to assure the effective delivery of such services to low-income individuals and to reduce their financial burdens. By utilizing multiple programs and working with the County, private and non-profit agencies, the City endeavors to reduce the number of households with incomes below the poverty line. City Consolidated Planning: The City continued to evaluate and monitor

priority community development needs year-round, including those needs that may be currently underserved. The City also worked to identify, assess and overcome obstacles to meeting the underserved needs. Economic Development and Job Creation/Retention: A critical component of the anti-poverty strategy is to increase the local employment base. In FY 2018, the City made a diligent attempt to create jobs while providing educational and training opportunities for the local workforce through business attraction/retention efforts in the retail, office, and industrial industries; working in coordination with the three local Chambers of Commerce, the Moreno Valley School District, and other business leaders; and through administration of workshops and trainings at the Moreno Valley Employment Resource Center. In addition, County's Department of Public Social Services (DPSS) is considered the umbrella anti-poverty agency for the region. The goal is self-sufficiency accomplished by moving poor families out of poverty. DPSS interacts with residents on many levels, and assisting them through child care, education, employment, training, health and human services, homelessness and housing with available mainstream programs such as Public Housing, County Emergency Shelter Grant (ESG), Family-Self Sufficiency Program (FSS); and CalWORKs.

### **Actions taken to develop institutional structure. 91.220(k); 91.320(j)**

Throughout 2018, the City enjoyed a cooperative relationship with surrounding jurisdictions and agencies, as well as nonprofit organizations. Coordination with these agencies helped establish working relationships with other service providers, that better assisted the City's low to-moderate residents. Public Agencies - City staff worked this year to strengthen its dialogue with Riverside County agencies such as the Departments of Mental Health and Public Social Services, specifically to address regional homeless issues, through the Continuum of Care. The meetings provided an opportunity for networking and coordinating resources toward a common goal. Public Housing Authority - The Riverside County Housing Authority continues to administer public housing and the Housing Choice Voucher Program (Section 8) for Moreno Valley residents. Issues relating to public housing are included in the Consolidated Plan for Riverside County. Over 2018, the City reviewed the County Annual Action Plan for consistency with Moreno Valley's Consolidated Plan. The review found that both the City and County have identified the same target groups (elderly and low income families at 30% and 50% of AMI) in which to focus their housing strategies. Inter-Departmental Committees - City staff, Police, and volunteers participate in a Public Safety Committee to discuss community crime in different areas of the City including Target Areas. Non-Profit Organizations - During 2018-19 the City actively continued hosting quarterly Non-Profit Roundtable meetings with the goal of better establishing stronger relationships and form collaborations with area non-profits in hopes to better address community needs, such as homelessness, special needs, fair housing and food distribution services. HOME funds were made available to non-profit agencies for purposes of rehabilitating or construction affordable housing. The City worked with Riverside Housing Development Corporation (RHDC), Habitat for Humanity, and other housing developers to accomplish its housing goals.

**Actions taken to enhance coordination between public and private housing and social service agencies. 91.220(k); 91.320(j)**

As described in the Institutional Structure section, the City coordinated effectively with its consolidated planning partners. In 2018, the City continued an internal Customer Care Initiative aimed at improving professional working relationships with all of its customers. Program staff participated in training which emphasized the importance of courteous and respectful treatment of residents, other professionals, and peers.

The City also enhanced coordination by means of utilizing the latest technology and social medias to improve the distribution of information and also to maintain constant contact with community planning partners. Most notably, the City's Economic Development Administration staff took a strong lead in this area by promoting Moreno Valley as a "Best Place to do Business." Economic Development staff:

- Updated numerous Citywide marketing and demographic materials,
- Advertised Moreno Valley business opportunities encouraging consumers to "shop local"
- Promoted Hire MoVal which offers an award-winning set of incentives for businesses located in Moreno Valley that hire Moreno Valley residents
- Enhanced Economic Development's presence on website/social media, and
- Conducted quarterly Developer Workshops aimed at enhancing the Development Services process.
- Launched Small Business Wednesdays to foster and encourage the small businesses and entrepreneur's growth for capital infusion.

**Identify actions taken to overcome the effects of any impediments identified in the jurisdictions analysis of impediments to fair housing choice. 91.520(a)**

1. The City's has an Analysis of Impediments (AI) to Fair Housing Choice that was updated for the 5-year period of 2018 -2023.The AI provides a review of impediments or barriers that affect the rights of fair housing choice and contribute to barriers to affordable housing. The AI lists ten public and private sector impediments. As of FY end, all of the public sector impediments had been addressed either through the Action Plan, City Council or Planning Commission Action. Of the public sector impediments, all were noted as "ongoing" through FY 2018-19, including the creation of a hate crime resources manual.

## **CR-40 - Monitoring 91.220 and 91.230**

**Describe the standards and procedures used to monitor activities carried out in furtherance of the plan and used to ensure long-term compliance with requirements of the programs involved, including minority business outreach and the comprehensive planning requirements**

Monitoring serves as an effective tool that ensures expenditure of federal funds consistent with program/project goals. Moreno Valley developed a Monitoring Strategy for its CDBG and HOME programs that includes (a) desk monitoring, with risk assessment, (b) on-site monitoring, (c) monitoring calendar/schedule and (d) administrative processes to be followed by staff during and after the on-site monitoring. The following is a general description of the City's monitoring procedures:

1. CDBG Subrecipients- When an organization becomes a CDBG subrecipients, they must sign a contract in which the various scopes of work, timelines, and documentation requirements are outlined. On a monthly basis, each must submit detailed information regarding the number, ethnicity, and income level of individuals benefiting from CDBG funds. Quarterly summary reports are required of some agencies in which further information is provided on activities accomplished. The City conducts an on-site inspection of each agency at least once per year, preferably toward the end of the funding cycle.
2. Construction Projects- All construction projects comply with Federal Labor and Procurement Procedures as well as the various affirmative action, equal opportunity, and Section 3 requirements mandated by various federal and state laws. The City oversees and reviews contract preparation at each step from bid preparation, contract document preparation, pre-construction meetings, and ongoing project inspections. City protocol has been to complete an on-site final inspection; this requirement meets the 2013 HOME Rule requirement. All public notices that solicit bids for capital projects are submitted to minority newspapers such as El Chicano, the San Bernardino American and the Precinct Reporter in order to give minority-owned businesses the opportunity to bid on the CDBG capital projects.
3. Multi-Family Affordable Housing Programs (HOME) - Pre 2013 Rule, the City required property owners who received HOME funds to recertify their tenants' eligibility annually; this requirement will remain unchanged. Owners are required to report information and provide documentation related to the property, unit occupancy, tenant information and financial reporting. Forms and applicable documentation such as Federal income tax returns are to be completed by tenants of reserved (affordable) units and submitted with the report. If the unit was occupied by multiple tenants, then a copy of the application, rental agreement and the dates of residency must be provided. In addition, a copy of Determining Affordable Rents is provided to the owner for the reserved units. A City building inspector is to conduct an on-site property inspection to determine if the property is in compliance with code requirements and in good condition. The frequency of the on-site inspections will be revised to match the changes to Section 92.504 as will the follow-up inspections, and the sample sizes of units inspected. The monitors conducted property inspection and tenant file audits of approximately 20% of the rent-restricted units at each development to ensure regulatory compliance. In total, 300 of the 1,220 rent-restricted units were inspected during audit and inspection. A summary of the recently completed monitoring result is reported in section CR-50.

## **Citizen Participation Plan 91.105(d); 91.115(d)**

### **Describe the efforts to provide citizens with reasonable notice and an opportunity to comment on performance reports.**

As a prerequisite to submittal of the report to HUD, and in line with grant regulations and Moreno Valley's Citizen Participation Plan, the Consolidated Annual Performance and Evaluation Report (CAPER) is made available for public review and comment at various locations throughout the City from September 12, 2019 through September 26, 2019, including the Moreno Valley Library, the Community Senior Center, City Hall, and the Conference and Recreation Center. A public notice was issued in the local edition of The Press Enterprise two weeks prior to the beginning of the review period. A copy of the public notice is provided as attachment. No comments were received during the public comment and review period.

**CR-45 - CDBG 91.520(c)**

**Specify the nature of, and reasons for, any changes in the jurisdiction’s program objectives and indications of how the jurisdiction would change its programs as a result of its experiences.**

Substantial Amendment to the FY 2018/19 Annual Action Plan:

CDBG Public Facilities and Improvement: CDBG activities were adopted to be added to the Annual Action Plan for the following:

Pavement Rehabilitation for Two Project Areas: The Amendment of the Action Plan would provide the funding necessary for both the design and construction of two street segments. The two street segments are located in the CDBG low mod target areas.

The above amendment would allow for the City to better meet the commitment goals established for the HOME, ESG, and CDBG Program, to help the City meet the commitment and expenditure deadlines as imposed by the Department of Housing and Urban Development (HUD), and add to the resources available to the low-income residents of the City, and the homeless in our community.

**Does this Jurisdiction have any open Brownfields Economic Development Initiative (BEDI) grants?**

No

**[BEDI grantees] Describe accomplishments and program outcomes during the last year.**



## **CR-50 - HOME 91.520(d)**

### **Include the results of on-site inspections of affordable rental housing assisted under the program to determine compliance with housing codes and other applicable regulations**

Please list those projects that should have been inspected on-site this program year based upon the schedule in §92.504(d). Indicate which of these were inspected and a summary of issues that were detected during the inspection. For those that were not inspected, please indicate the reason and how you will remedy the situation.

Please list those projects that should have been inspected on-site this program year based upon the schedule in §92.504(d). Indicate which of these were inspected and a summary of issues that were detected during the inspection. For those that were not inspected, please indicate the reason and how you will remedy the situation. The City of Moreno Valley (City), the Moreno Valley Housing Authority (Housing Authority), and the former Community Redevelopment Agency of the City of Moreno Valley (Agency) have previously funded the rehabilitation and new construction of approximately 1,220 rent-restricted affordable units within 26 developments located throughout the City. The affordability covenants that govern the restricted units require annual re-certifications and monitoring to ensure compliance with regulatory requirements, income limits, rent limits, and property standards during the applicable affordability period. For fiscal year 2018/2019, a consulting firm was retained by the City to conduct Affordable Housing Program compliance monitoring services; as well as, to improve the efficacy of the existing Affordable Multi-Family Rental Program (“AMFRP”) and to ensure compliance with State, Federal and Local regulatory requirements. Please see the attached supplemental page related to the on-site compliance inspections of affordable rental housing assisted under the program and a list of projects that were inspected showing summary of issues detected.

### **Provide an assessment of the jurisdiction's affirmative marketing actions for HOME units. 92.351(b)**

The City is committed to furthering equal opportunity housing for its residents. The City of Moreno Valley has had an Affirmative Marketing Plan in place since 1994 that aims to apply non-discriminatory and equal opportunity practices when marketing and selecting income-qualified occupants for housing within the city. The City has taken the following steps in pursuit of equal opportunity within its housing strategy: MV continued revising its Affirmative Marketing Plan to include changes required by the 2013 HOME FINAL RULE; For over a decade MV has contracted with an independent fair housing service provider to administer the City's fair housing program; In January 2019, the City developed and formally adopted the latest Analysis of Impediments to Fair Housing and Fair Housing Action Plan for the 2018-2023 period. Staff continues to ensure all written agreements with developers and subgrantees include Affirmative Marketing requirements; The Affirmative Marketing Plan lists methods for informing the public, owners, and potential tenants of a housing opportunity that involved support from the City such as use of the City's public cable channel/public service announcement, publication of advertisements in the Parks and

Recreation Guide, etc.; The City has been in the practice of imposing requirements on owners of HOME units such as attendance of property management staff to fair housing workshops, placement of ads in a paper of local circulation whose readers are known to be minorities, use of equal opportunity logos on marketing materials, etc.; The City is committed to compliance monitoring to review the information compiled by the owners/managers, regarding the various marketing and outreach methods required under 24 CFR 92.351; The City's Fair Housing service provider the Fair Housing Council of Riverside County employs bilingual staff and maintains a website that offers information in several different languages; The City also employs multiple bilingual staff, including one fluent in Tagalog and one in American sign language that are able to assist residents with limited English.

**Refer to IDIS reports to describe the amount and use of program income for projects, including the number of projects and owner and tenant characteristics**

According to the PR-09 report for the HOME program, \$71,492.90 of HOME program income was received in April 2019 program year. HOME activities in the 2019-20 Action Plan will first be funded with this available program income funds before the entitlement funds are used.

**Describe other actions taken to foster and maintain affordable housing. 91.220(k) (STATES ONLY: Including the coordination of LIHTC with the development of affordable housing). 91.320(j)**

In the implementation of the 2018-2019 Action Plan, the City invested HOME funds to preserve and maintain affordable housing through the Housing Rehabilitation activities.

# CR-60 - ESG 91.520(g) (ESG Recipients only)

## ESG Supplement to the CAPER in *e-snaps*

### For Paperwork Reduction Act

#### 1. Recipient Information—All Recipients Complete

##### Basic Grant Information

Recipient Name	MORENO VALLEY
Organizational DUNS Number	177134186
EIN/TIN Number	330076484
Identify the Field Office	LOS ANGELES
Identify CoC(s) in which the recipient or subrecipient(s) will provide ESG assistance	Riverside City & County CoC

##### ESG Contact Name

Prefix	Mr
First Name	Marshall
Middle Name	0
Last Name	Eyerman
Suffix	0
Title	Chief Financial Officer / City Treasurer

##### ESG Contact Address

Street Address 1	14177 Frederick St
Street Address 2	PO box 88005
City	Moreno Valley
State	CA
ZIP Code	92552-
Phone Number	9514133024
Extension	0
Fax Number	0
Email Address	marshalle@moval.org

##### ESG Secondary Contact

Prefix	Mrs
First Name	Dena
Last Name	Heald
Suffix	0
Title	Financial Operations Division Manager
Phone Number	9514133063
Extension	0
Email Address	denah@moval.org

## 2. Reporting Period—All Recipients Complete

**Program Year Start Date** 07/01/2018  
**Program Year End Date** 06/30/2019

### 3a. Subrecipient Form – Complete one form for each subrecipient

**Subrecipient or Contractor Name:** MORENO VALLEY

**City:** Moreno Valley

**State:** CA

**Zip Code:** 92552, 0805

**DUNS Number:** 177134186

**Is subrecipient a victim services provider:** N

**Subrecipient Organization Type:** Unit of Government

**ESG Subgrant or Contract Award Amount:** 13104

**Subrecipient or Contractor Name:** RIVERSIDE COUNTY DPSS

**City:** RIVERSIDE

**State:** CA

**Zip Code:** ,

**DUNS Number:**

**Is subrecipient a victim services provider:** N

**Subrecipient Organization Type:** Unit of Government

**ESG Subgrant or Contract Award Amount:** 5000

**Subrecipient or Contractor Name:** CATHOLIC CHARITIES SAN BERNARDINO/RIVERSIDE

**City:** San Bernardino

**State:** CA

**Zip Code:** 92405, 4739

**DUNS Number:** 964980171

**Is subrecipient a victim services provider:** N

**Subrecipient Organization Type:** Other Non-Profit Organization

**ESG Subgrant or Contract Award Amount:** 55951

**Subrecipient or Contractor Name:** The Salvation Army, 180 E  
**City:** Long Beach  
**State:** CA  
**Zip Code:** 90802, 4708  
**DUNS Number:** 074629460  
**Is subrecipient a victim services provider:** N  
**Subrecipient Organization Type:** Other Non-Profit Organization  
**ESG Subgrant or Contract Award Amount:** 50000

**Subrecipient or Contractor Name:** United States Veterans Initiative  
**City:** Los Angeles  
**State:** CA  
**Zip Code:** 90017, 2742  
**DUNS Number:** 867054967  
**Is subrecipient a victim services provider:** N  
**Subrecipient Organization Type:** Other Non-Profit Organization  
**ESG Subgrant or Contract Award Amount:** 50670

## CR-65 - Persons Assisted

### 4. Persons Served

#### 4a. Complete for Homelessness Prevention Activities

Number of Persons in Households	Total
Adults	11
Children	11
Don't Know/Refused/Other	0
Missing Information	0
<b>Total</b>	<b>22</b>

Table 16 – Household Information for Homeless Prevention Activities

#### 4b. Complete for Rapid Re-Housing Activities

Number of Persons in Households	Total
Adults	9
Children	7
Don't Know/Refused/Other	0
Missing Information	0
<b>Total</b>	<b>16</b>

Table 17 – Household Information for Rapid Re-Housing Activities

#### 4c. Complete for Shelter

Number of Persons in Households	Total
Adults	28
Children	0
Don't Know/Refused/Other	0
Missing Information	0
<b>Total</b>	<b>28</b>

Table 18 – Shelter Information

**4d. Street Outreach**

<b>Number of Persons in Households</b>	<b>Total</b>
Adults	26
Children	0
Don't Know/Refused/Other	0
Missing Information	0
<b>Total</b>	<b>26</b>

**Table 19 – Household Information for Street Outreach**

**4e. Totals for all Persons Served with ESG**

<b>Number of Persons in Households</b>	<b>Total</b>
Adults	80
Children	18
Don't Know/Refused/Other	0
Missing Information	0
<b>Total</b>	<b>98</b>

**Table 20 – Household Information for Persons Served with ESG**

**5. Gender—Complete for All Activities**

	<b>Total</b>
Male	59
Female	39
Transgender	0
Don't Know/Refused/Other	0
Missing Information	0
<b>Total</b>	<b>98</b>

**Table 21 – Gender Information**

## 6. Age—Complete for All Activities

	Total
Under 18	18
18-24	7
25 and over	73
Don't Know/Refused/Other	0
Missing Information	0
<b>Total</b>	<b>98</b>

Table 22 – Age Information

## 7. Special Populations Served—Complete for All Activities

### Number of Persons in Households

Subpopulation	Total	Total Persons Served – Prevention	Total Persons Served – RRH	Total Persons Served in Emergency Shelters
Veterans	28	0	0	28
Victims of Domestic Violence	4	1	0	3
Elderly	8	1	0	7
HIV/AIDS	0	0	0	0
Chronically Homeless	3	0	0	3
<b>Persons with Disabilities:</b>				
Severely Mentally Ill	6	0	1	5
Chronic Substance Abuse	3	0	0	3
Other Disability	16	3	3	10
Total (Unduplicated if possible)	37	5	4	28

Table 23 – Special Population Served



## CR-70 – ESG 91.520(g) - Assistance Provided and Outcomes

### 10. Shelter Utilization

Number of New Units - Rehabbed	0
Number of New Units - Conversion	0
Total Number of bed-nights available	0
Total Number of bed-nights provided	0
Capacity Utilization	0.00%

Table 24 – Shelter Capacity

### 11. Project Outcomes Data measured under the performance standards developed in consultation with the CoC(s)

In consultation with the County of Riverside Continuum of Care, the City of Moreno Valley established a homeless partnership consisting of community and faith-based organizations, educational institutions, non-profit organizations, private industry, and federal, state, and local governments. The partnership committee seeks to establish a network of service delivery to aid the homeless and those at-risk for homelessness through coordination of services and resources, collaboration, communication, and planning. The partnership seeks to continually develop and implement performance standards to measure the effectiveness at targeting those who need the assistance most, reducing the number of people living on the streets or emergency shelters; shortening the time people spend homeless, and reducing each participant’s housing barriers or housing stability risks. To this end, the partnership has formed a strategy to end chronic homelessness. In addition to measuring performance related to sheltering of the homeless, the plan also measures prevention, community integration, outreach, and income and support services.

## CR-75 – Expenditures

### 11. Expenditures

#### 11a. ESG Expenditures for Homelessness Prevention

	Dollar Amount of Expenditures in Program Year		
	2016	2017	2018
Expenditures for Rental Assistance	33,035	31,627	0
Expenditures for Housing Relocation and Stabilization Services - Financial Assistance	9,484	6,206	0
Expenditures for Housing Relocation & Stabilization Services - Services	0	22,206	0
Expenditures for Homeless Prevention under Emergency Shelter Grants Program	0	0	0
<b>Subtotal Homelessness Prevention</b>	<b>42,519</b>	<b>60,039</b>	<b>0</b>

Table 25 – ESG Expenditures for Homelessness Prevention

#### 11b. ESG Expenditures for Rapid Re-Housing

	Dollar Amount of Expenditures in Program Year		
	2016	2017	2018
Expenditures for Rental Assistance	25,694	13,716	0
Expenditures for Housing Relocation and Stabilization Services - Financial Assistance	0	14,407	0
Expenditures for Housing Relocation & Stabilization Services - Services	0	17,657	0
Expenditures for Homeless Assistance under Emergency Shelter Grants Program	0	0	0
<b>Subtotal Rapid Re-Housing</b>	<b>25,694</b>	<b>45,780</b>	<b>0</b>

Table 26 – ESG Expenditures for Rapid Re-Housing

#### 11c. ESG Expenditures for Emergency Shelter

	Dollar Amount of Expenditures in Program Year		
	2016	2017	2018
Essential Services	0	0	38,670
Operations	15,000	0	12,000
Renovation	0	0	0
Major Rehab	0	0	0
Conversion	0	0	0
<b>Subtotal</b>	<b>15,000</b>	<b>0</b>	<b>50,670</b>

Table 27 – ESG Expenditures for Emergency Shelter

### 11d. Other Grant Expenditures

	Dollar Amount of Expenditures in Program Year		
	2016	2017	2018
Street Outreach	66,086	30,000	10,385
HMIS	5,000	5,000	5,000
Administration	13,639	13,050	13,104

Table 28 - Other Grant Expenditures

### 11e. Total ESG Grant Funds

Total ESG Funds Expended	2016	2017	2018
	167,938	153,869	79,159

Table 29 - Total ESG Funds Expended

### 11f. Match Source

	2016	2017	2018
Other Non-ESG HUD Funds	0	0	0
Other Federal Funds	0	0	0
State Government	0	0	0
Local Government	0	0	0
Private Funds	0	0	0
Other	167,938	153,869	79,159
Fees	0	0	0
Program Income	0	0	0
<b>Total Match Amount</b>	<b>167,938</b>	<b>153,869</b>	<b>79,159</b>

Table 30 - Other Funds Expended on Eligible ESG Activities

### 11g. Total

Total Amount of Funds Expended on ESG Activities	2016	2017	2018
	335,876	307,738	158,318

Table 31 - Total Amount of Funds Expended on ESG Activities

# Attachment

## ESG CAPER



### HUD ESG CAPER

Grant: **ESG: Moreno Valley - CA - Report** Type: **CAPER**

#### Report Date Range

7/1/2018 to 8/30/2019

#### Q01a. Contact Information

First name	Dona
Middle name	
Last name	Hoald
Suffix	
Title	Financial Operations Division Manager
Street Address 1	14177 Frederick St
Street Address 2	
City	Moreno Valley
State	California
ZIP Code	92553
E-mail Address	denah@moval.org
Phone Number	(951)413-3053
Extension	
Fax Number	

**Q01b. Grant Information**

As of 9/20/2019

**ESG Information from IDIS**

FISCAL YEAR	GRANT NUMBER	CURRENT AUTHORIZED AMOUNT	TOTAL DRAWN	BALANCE	OBLIGATION DATE	EXPENDITURE DEADLINE
2018	E18MC060567	\$174,728.00	\$79,158.88	\$95,567.12	9/12/2018	9/12/2020
2017	E17MC060567	\$174,002.00	\$153,868.88	\$20,133.12	10/18/2017	10/19/2019
2016	E16MC060567	\$181,852.00	\$187,938.35	\$13,913.65	9/14/2016	9/14/2018
2015	E15MC060567	\$173,123.80	\$173,123.80	\$0	9/29/2015	9/29/2017
2014	E14MC060567	\$155,589.00	\$130,759.27	\$24,829.73	11/4/2014	11/4/2016
2013	E13MC060567	\$135,581.00	\$135,581.00	\$0	11/13/2014	11/13/2016
2012						
2011						
<b>Total</b>		<b>\$994,873.80</b>	<b>\$840,430.18</b>	<b>\$154,443.62</b>		

**CAPER reporting includes funds used from fiscal year:**

**Project types carried out during the program year:**

Enter the number of each type of projects funded through ESG during this program year.

Street Outreach	1
Emergency Shelter	1
Transitional Housing (grandfathered under ES)	0
Day Shelter (funded under ES)	0
Rapid Re-Housing	1
Homelessness Prevention	1

**Q01c. Additional Information**

**HMIS**

**Comparable Database**

Are 100% of the project(s) funded through ESG, which are allowed to use HMIS, entering data into HMIS?	Yes
Have all of the projects entered data into Sage via a CSV - CAPER Report upload?	Yes
Are 100% of the project(s) funded through ESG, which are allowed to use a comparable database, entering data into the comparable database?	No
Have all of the projects entered data into Sage via a CSV - CAPER Report upload?	Yes

**Q04a: Project Identifiers in HMIS**

Organization Name	The Salvation Army
Organization ID	tSA
Project Name	CoMV Salvation Army ESG Street Outreach
Project ID	19621
HMIS Project Type	4
Method of Tracking ES	
Is the Services Only (HMIS Project Type 6) affiliated with a residential project?	
Identify the Project ID's of the Housing Projects this Project is Affiliated with	
CSV Exception?	No
Uploaded via emailed hyperlink?	Yes
Email unique ID record link	sjVZuzqFz
Project name (user-specified)	Street Outreach Program
Project type (user-specified)	Street Outreach
Organization Name	Catholic Charities
Organization ID	nCC
Project Name	CoMV ESG Rapid Rehousing/Catholic Charities
Project ID	19599
HMIS Project Type	13
Method of Tracking ES	
Is the Services Only (HMIS Project Type 6) affiliated with a residential project?	
Identify the Project ID's of the Housing Projects this Project is Affiliated with	
CSV Exception?	No
Uploaded via emailed hyperlink?	Yes
Email unique ID record link	jUbqRBUjw
Project name (user-specified)	Casework Services Program
Project type (user-specified)	PH - Rapid Re-Housing
Organization Name	Catholic Charities
Organization ID	nCC
Project Name	CoMV ESG Homelessness Prevention/Cath.Charities
Project ID	19598
HMIS Project Type	12
Method of Tracking ES	
Is the Services Only (HMIS Project Type 6) affiliated with a residential project?	
Identify the Project ID's of the Housing Projects this Project is Affiliated with	
CSV Exception?	No
Uploaded via emailed hyperlink?	Yes
Email unique ID record link	T7H6ZT2VEc
Project name (user-specified)	Casework Services Program
Project type (user-specified)	Homelessness Prevention
Organization Name	US Vets
Organization ID	nUS
Project Name	US Vets Emergency Shelter
Project ID	19574
HMIS Project Type	1
Method of Tracking ES	0
Is the Services Only (HMIS Project Type 6) affiliated with a residential project?	
Identify the Project ID's of the Housing Projects this Project is Affiliated with	
CSV Exception?	No
Uploaded via emailed hyperlink?	Yes
Email unique ID record link	njsT6ENo
Project name (user-specified)	Emergency Shelter Program
Project type (user-specified)	Emergency Shelter

**Q05a: Report Validations Table**

Total Number of Persons Served	92
Number of Adults (Age 18 or Over)	74
Number of Children (Under Age 18)	18
Number of Persons with Unknown Age	0
Number of Leavers	78
Number of Adult Leavers	67
Number of Adult and Head of Household Leavers	67
Number of Stayers	14
Number of Adult Stayers	7
Number of Veterans	30
Number of Chronically Homeless Persons	4
Number of Youth Under Age 25	3
Number of Parenting Youth Under Age 25 with Children	1
Number of Adult Heads of Household	67
Number of Child and Unknown-Age Heads of Household	0
Heads of Households and Adult Stayers in the Project 365 Days or More	0

**Q06a: Data Quality: Personally Identifying Information (PII)**

Data Element	Client Doesn't Know/Refused	Information Missing	Data Issues	% of Error Rate
Name	0	0	0	0.00 %
Social Security Number	1	0	4	5.43 %
Date of Birth	0	0	0	0.00 %
Race	3	1		4.35 %
Ethnicity	1	0		1.09 %
Gender	0	0		0.00 %
Overall Score				

**Q06b: Data Quality: Universal Data Elements**

	Error Count	% of Error Rate
Veteran Status	1	1.35 %
Project Start Date	0	0.00 %
Relationship to Head of Household	0	0.00 %
Client Location	0	0.00 %
Disabling Condition	2	2.17 %

**Q06c: Data Quality: Income and Housing Data Quality**

	Error Count	% of Error Rate
Destination	0	0.00 %
Income and Sources at Start	20	29.85 %
Income and Sources at Annual Assessment	0	--
Income and Sources at Exit	20	29.85 %



## Q06d: Data Quality: Chronic Homelessness

	Count of Total Records	Missing Time in Institution	Missing Time in Housing	Approximate Date Started DK/R/missing	Number of Times DK/R/missing	Number of Months DK/R/missing	% of Records Unable to Calculate
ES, SH, Street Outreach	54	--	--	0	14	6	27.78 %
TH	0	0	0	0	0	0	--
PH (All)	9	0	0	0	0	0	0.00 %
Total	63	--	--	--	--	--	25.40 %

## Q06e: Data Quality: Timeliness

	Number of Project Start Records	Number of Project Exit Records
0 days	6	4
1-3 Days	2	1
4-6 Days	2	2
7-10 Days	5	9
11+ Days	43	62

## Q06f: Data Quality: Inactive Records: Street Outreach &amp; Emergency Shelter

	# of Records	# of Inactive Records	% of Inactive Records
Contact (Adults and Heads of Household in Street Outreach or ES - NBN)	2	1	50.00 %
Bed Night (All Clients in ES - NBN)	0	0	--

## Q07a: Number of Persons Served

	Total	Without Children	With Children and Adults	With Only Children	Unknown Household Type
Adults	80	67	13	--	0
Children	18	--	18	0	0
Client Doesn't Know/ Client Refused	0	0	0	0	0
Data Not Collected	0	0	0	0	0
Total	98	67	31	0	0

## Q08a: Households Served

	Total	Without Children	With Children and Adults	With Only Children	Unknown Household Type
Total Households	73	64	9	0	0

## Q08b: Point-in-Time Count of Households on the Last Wednesday

	Total	Without Children	With Children and Adults	With Only Children	Unknown Household Type
January	11	7	4	0	0
April	12	10	2	0	0
July	18	12	6	0	0
October	16	12	4	0	0

## Q09a: Number of Persons Contacted

	All Persons Contacted	First contact - NOT staying on the Streets, ES, or SH	First contact - WAS staying on Streets, ES, or SH	First contact - Worker unable to determine
Once	6	2	3	1
2-5 Times	22	1	21	0
6-9 Times	0	0	0	0
10+ Times	0	0	0	0
Total Persons Contacted	28	3	24	1

**Q09b: Number of Persons Engaged**

	All Persons Contacted	First contact – NOT staying on the Streets, ES, or SH	First contact – WAS staying on Streets, ES, or SH	First contact – Worker unable to determine
Once	1	0	0	1
2-5 Contacts	21	0	21	0
6-9 Contacts	0	0	0	0
10+ Contacts	0	0	0	0
Total Persons Engaged	22	0	21	1
Rate of Engagement	0.89	0.00	0.88	0.20

**Q10a: Gender of Adults**

	Total	Without Children	With Children and Adults	Unknown Household Type
Male	54	51	3	0
Female	26	16	10	0
Trans Female (MTF or Male to Female)	0	0	0	0
Trans Male (FTM or Female to Male)	0	0	0	0
Gender Non-Conforming (i.e. not exclusively male or female)	0	0	0	0
Client Doesn't Know/Client Refused	0	0	0	0
Data Not Collected	0	0	0	0
Subtotal	80	67	13	0

**Q10b: Gender of Children**

	Total	With Children and Adults	With Only Children	Unknown Household Type
Male	5	5	0	0
Female	13	13	0	0
Trans Female (MTF or Male to Female)	0	0	0	0
Trans Male (FTM or Female to Male)	0	0	0	0
Gender Non-Conforming (i.e. not exclusively male or female)	0	0	0	0
Client Doesn't Know/Client Refused	0	0	0	0
Data Not Collected	0	0	0	0
Subtotal	18	18	0	0

**Q10c: Gender of Persons Missing Age Information**

	Total	Without Children	With Children and Adults	With Only Children	Unknown Household Type
Male	0	0	0	0	0
Female	0	0	0	0	0
Trans Female (MTF or Male to Female)	0	0	0	0	0
Trans Male (FTM or Female to Male)	0	0	0	0	0
Gender Non-Conforming (i.e. not exclusively male or female)	0	0	0	0	0
Client Doesn't Know/Client Refused	0	0	0	0	0
Data Not Collected	0	0	0	0	0
Subtotal	0	0	0	0	0

## Q10: Gender by Age Ranges

	Total	Under Age 18	Age 18-24	Age 25-61	Age 62 and over	Client Doesn't Know/ Client Refused	Data Not Collected
Male	59	6	2	44	7	0	0
Female	39	13	4	21	1	0	0
Trans Female (MTF or Male to Female)	0	0	0	0	0	0	0
Trans Male (FTM or Female to Male)	0	0	0	0	0	0	0
Gender Non-Conforming (i.e. not exclusively male or female)	0	0	0	0	0	0	0
Client Doesn't Know/Client Refused	0	0	0	0	0	0	0
Data Not Collected	0	0	0	0	0	0	0
Subtotal	98	19	6	65	8	0	0

## Q11: Age

	Total	Without Children	With Children and Adults	With Only Children	Unknown Household Type
Under 5	5	--	5	0	0
5 - 12	7	--	7	0	0
13 - 17	6	--	6	0	0
18 - 24	7	4	3	--	0
25 - 34	11	10	1	--	0
35 - 44	16	10	6	--	0
45 - 54	22	20	2	--	0
55 - 61	16	15	1	--	0
62+	8	8	0	--	0
Client Doesn't Know/Client Refused	0	0	0	0	0
Data Not Collected	0	0	0	0	0
Total	98	67	31	0	0

## Q12a: Race

	Total	Without Children	With Children and Adults	With Only Children	Unknown Household Type
White	49	31	18	0	0
Black or African American	41	29	12	0	0
Asian	2	2	0	0	0
American Indian or Alaska Native	1	1	0	0	0
Native Hawaiian or Other Pacific Islander	0	0	0	0	0
Multiple Races	1	0	1	0	0
Client Doesn't Know/Client Refused	3	3	0	0	0
Data Not Collected	1	1	0	0	0
Total	98	67	31	0	0

## Q12b: Ethnicity

	Total	Without Children	With Children and Adults	With Only Children	Unknown Household Type
Non-Hispanic/Non-Latino	60	46	12	0	0
Hispanic/Latino	37	18	19	0	0
Client Doesn't Know/Client Refused	1	1	0	0	0
Data Not Collected	0	0	0	0	0
Total	98	67	31	0	0

**Q13a1: Physical and Mental Health Conditions at Start**

	Total Persons	Without Children	With Children and Adults	With Only Children	Unknown Household Type
Mental Health Problem	9	8	1	0	0
Alcohol Abuse	2	2	0	0	0
Drug Abuse	1	1	0	0	0
Both Alcohol and Drug Abuse	3	3	0	0	0
Chronic Health Condition	3	3	0	0	0
HIV/AIDS	0	0	0	0	0
Developmental Disability	4	2	2	0	0
Physical Disability	14	12	2	0	0

**Q13b1: Physical and Mental Health Conditions at Exit**

	Total Persons	Without Children	With Children and Adults	With Only Children	Unknown Household Type
Mental Health Problem	9	8	1	0	0
Alcohol Abuse	2	2	0	0	0
Drug Abuse	2	2	0	0	0
Both Alcohol and Drug Abuse	2	2	0	0	0
Chronic Health Condition	4	4	0	0	0
HIV/AIDS	0	0	0	0	0
Developmental Disability	3	2	1	0	0
Physical Disability	13	11	2	0	0

**Q13c1: Physical and Mental Health Conditions for Stayers**

	Total Persons	Without Children	With Children and Adults	With Only Children	Unknown Household Type
Mental Health Problem	2	2	0	0	0
Alcohol Abuse	0	0	0	0	0
Drug Abuse	0	0	0	0	0
Both Alcohol and Drug Abuse	1	1	0	0	0
Chronic Health Condition	0	0	0	0	0
HIV/AIDS	0	0	0	0	0
Developmental Disability	0	0	0	0	0
Physical Disability	1	1	0	0	0

**Q14a: Domestic Violence History**

	Total	Without Children	With Children and Adults	With Only Children	Unknown Household Type
Yes	4	3	1	0	0
No	70	58	12	0	0
Client Doesn't Know/Client Refused	0	0	0	0	0
Data Not Collected	6	6	0	0	0
Total	80	67	13	0	0

**Q14b: Persons Fleeing Domestic Violence**

	Total	Without Children	With Children and Adults	With Only Children	Unknown Household Type
Yes	2	1	1	0	0
No	1	1	0	0	0
Client Doesn't Know/Client Refused	1	1	0	0	0
Data Not Collected	0	0	0	0	0
Total	4	3	1	0	0

**Q15: Living Situation**

	Total	Without Children	With Children and Adults	With Only Children	Unknown Household Type
<b>Homeless Situations</b>	0	0	0	0	0
Emergency shelter, including hotel or motel paid for with emergency shelter voucher	3	3	0	0	0
Transitional housing for homeless persons (including homeless youth)	1	1	0	0	0
Place not meant for habitation	48	47	1	0	0
Safe Haven	2	2	0	0	0
Interim Housing	0	0	0	0	0
<b>Subtotal</b>	<b>54</b>	<b>53</b>	<b>1</b>	<b>0</b>	<b>0</b>
<b>Institutional Settings</b>	0	0	0	0	0
Psychiatric hospital or other psychiatric facility	0	0	0	0	0
Substance abuse treatment facility or detox center	1	1	0	0	0
Hospital or other residential non-psychiatric medical facility	1	1	0	0	0
Jail, prison or juvenile detention facility	0	0	0	0	0
Foster care home or foster care group home	0	0	0	0	0
Long-term care facility or nursing home	0	0	0	0	0
Residential project or halfway house with no homeless criteria	0	0	0	0	0
<b>Subtotal</b>	<b>2</b>	<b>2</b>	<b>0</b>	<b>0</b>	<b>0</b>
<b>Other Locations</b>	0	0	0	0	0
Permanent housing (other than RRH) for formerly homeless persons	0	0	0	0	0
Owned by client, no ongoing housing subsidy	0	0	0	0	0
Owned by client, with ongoing housing subsidy	0	0	0	0	0
Rental by client, no ongoing housing subsidy	14	4	10	0	0
Rental by client, with WASH subsidy	0	0	0	0	0
Rental by client with GPD TIP subsidy	0	0	0	0	0
Rental by client, with other housing subsidy (including RRH)	0	0	0	0	0
Hotel or motel paid for without emergency shelter voucher	1	1	0	0	0
Staying or living in a friend's room, apartment or house	2	1	1	0	0
Staying or living in a family member's room, apartment or house	5	4	1	0	0
Client Doesn't Know/Client Refused	1	1	0	0	0
Data Not Collected	1	1	0	0	0
<b>Subtotal</b>	<b>24</b>	<b>12</b>	<b>12</b>	<b>0</b>	<b>0</b>
<b>Total</b>	<b>80</b>	<b>67</b>	<b>13</b>	<b>0</b>	<b>0</b>

**Q20a: Type of Non-Cash Benefit Sources**

	Benefit at Start	Benefit at Latest Annual Assessment for Stayers	Benefit at Exit for Leavers
Supplemental Nutritional Assistance Program	20	0	5
WIC	0	0	0
TANF Child Care Services	0	0	0
TANF Transportation Services	0	0	0
Other TANF-Funded Services	0	0	0
Other Source	0	0	0

## Q21: Health Insurance

	At Start	At Annual Assessment for Stayers	At Exit for Leavers
Medicaid	12	0	2
Medicare	10	0	2
State Children's Health Insurance Program	0	0	2
VA Medical Services	25	0	26
Employer Provided Health Insurance	5	0	1
Health Insurance Through COBRA	0	0	0
Private Pay Health Insurance	1	0	2
State Health Insurance for Adults	24	0	19
Indian Health Services Program	0	0	0
Other	1	0	1
No Health Insurance	16	0	8
Client Doesn't Know/Client Refused	5	0	15
Data Not Collected	6	0	2
Number of Stayers Not Yet Required to Have an Annual Assessment	--	20	--
1 Source of Health Insurance	65	0	51
More than 1 Source of Health Insurance	6	0	2

## Q22a2: Length of Participation – ESG Projects

	Total	Leavers	Stayers
0 to 7 days	10	8	2
8 to 14 days	4	2	2
15 to 21 days	2	2	0
22 to 30 days	3	1	2
31 to 60 days	12	9	3
61 to 90 days	23	22	1
91 to 180 days	17	15	2
181 to 365 days	19	11	8
366 to 730 days (1-2 Yrs)	8	8	0
731 to 1,095 days (2-3 Yrs)	0	0	0
1,096 to 1,460 days (3-4 Yrs)	0	0	0
1,461 to 1,825 days (4-5 Yrs)	0	0	0
More than 1,825 days (> 5 Yrs)	0	0	0
Data Not Collected	0	0	0
Total	98	78	20

## Q22c: Length of Time between Project Start Date and Housing Move-in Date (post 10/1/2018)

	Total	Without Children	With Children and Adults	With Only Children	Unknown Household Type
7 days or less	2	2	0	0	0
8 to 14 days	0	0	0	0	0
15 to 21 days	0	0	0	0	0
22 to 30 days	0	0	0	0	0
31 to 60 days	0	0	0	0	0
61 to 180 days	0	0	0	0	0
181 to 365 days	0	0	0	0	0
366 to 730 days (1-2 Yrs)	0	0	0	0	0
Total (persons moved into housing)	2	2	0	0	0
Average length of time to housing	2.00	2.00	--	--	--
Persons who were exited without move-in	0	0	0	0	0
Total persons	2	2	0	0	0

[https://www.sagehmis.info/secure/reports/filterpages/galactic.aspx?reportID=40&client\\_ID=79020&157.4340=90482&iid=90482&autoexecute=true&...](https://www.sagehmis.info/secure/reports/filterpages/galactic.aspx?reportID=40&client_ID=79020&157.4340=90482&iid=90482&autoexecute=true&...) 10/18

Q22c: RRH Length of Time between Project Start Date and Housing Move-in Date (pre 10/1/2018)

Total	Without Children	With Children and Adults	With Only Children	Unknown Household Type
- no data -				

Q22d: Length of Participation by Household Type

	Total	Without Children	With Children and Adults	With Only Children	Unknown Household Type
7 days or less	10	10	0	0	0
8 to 14 days	4	4	0	0	0
15 to 21 days	2	2	0	0	0
22 to 30 days	3	3	0	0	0
31 to 60 days	12	9	3	0	0
61 to 90 days	23	19	4	0	0
91 to 180 days	17	15	2	0	0
181 to 365 days	19	5	14	0	0
366 to 730 days (1-2 Yrs)	8	0	8	0	0
731 to 1,095 days (2-3 Yrs)	0	0	0	0	0
1,096 to 1,460 days (3-4 Yrs)	0	0	0	0	0
1,461 to 1,825 days (4-5 Yrs)	0	0	0	0	0
More than 1,825 days (> 5 Yrs)	0	0	0	0	0
Data Not Collected	0	0	0	0	0
<b>Total</b>	<b>98</b>	<b>67</b>	<b>31</b>	<b>0</b>	<b>0</b>

Q23a: Exit Destination – More Than 90 Days

	Total	Without Children	With Children and Adults	With Only Children	Unknown Household Type
<b>Permanent Destinations</b>	0	0	0	0	0
Moved from one HOPWA funded project to HOPWA PH	0	0	0	0	0
Owned by client, no ongoing housing subsidy	0	0	0	0	0
Owned by client, with ongoing housing subsidy	0	0	0	0	0
Rental by client, no ongoing housing subsidy	11	3	8	0	0
Rental by client, with VASH housing subsidy	0	0	0	0	0
Rental by client, with GPD TIP housing subsidy	0	0	0	0	0
Rental by client, with other ongoing housing subsidy	0	0	0	0	0
Permanent housing (other than RRH) for formerly homeless persons	0	0	0	0	0
Staying or living with family, permanent tenure	0	0	0	0	0
Staying or living with friends, permanent tenure	0	0	0	0	0
Rental by client, with RRH or equivalent subsidy	0	0	0	0	0
<b>Subtotal</b>	11	3	8	0	0
<b>Temporary Destinations</b>	0	0	0	0	0
Emergency shelter, including hotel or motel paid for with emergency shelter voucher	0	0	0	0	0
Moved from one HOPWA funded project to HOPWA TH	0	0	0	0	0
Transitional housing for homeless persons (including homeless youth)	0	0	0	0	0
Staying or living with family, temporary tenure (e.g. room, apartment or house)	0	0	0	0	0
Staying or living with friends, temporary tenure (e.g. room, apartment or house)	0	0	0	0	0
Place not meant for habitation (e.g., a vehicle, an abandoned building, bus/train/subway station/airport or anywhere outside)	0	0	0	0	0
Safe Haven	0	0	0	0	0
Hotel or motel paid for without emergency shelter voucher	0	0	0	0	0
<b>Subtotal</b>	0	0	0	0	0
<b>Institutional Settings</b>	0	0	0	0	0
Foster care home or group foster care home	0	0	0	0	0
Psychiatric hospital or other psychiatric facility	0	0	0	0	0
Substance abuse treatment facility or detox center	0	0	0	0	0
Hospital or other residential non-psychiatric medical facility	0	0	0	0	0
Jail, prison, or juvenile detention facility	0	0	0	0	0
Long-term care facility or nursing home	0	0	0	0	0
<b>Subtotal</b>	0	0	0	0	0
<b>Other Destinations</b>	0	0	0	0	0
Residential project or halfway house with no homeless criteria	0	0	0	0	0
Deceased	0	0	0	0	0
Other	0	0	0	0	0
Client Doesn't Know/Client Refused	0	0	0	0	0
Data Not Collected (no exit interview completed)	0	0	0	0	0
<b>Subtotal</b>	0	0	0	0	0
<b>Total</b>	11	3	8	0	0
Total persons exiting to positive housing destinations	11	3	8	0	0
Total persons whose destinations excluded them from the calculation	0	0	0	0	0
Percentage	100.00 %	100.00 %	100.00 %	--	--



## Q23b: Exit Destination – 90 Days or Less

	Total	Without Children	With Children and Adults	With Only Children	Unknown Household Type
<b>Permanent Destinations</b>	0	0	0	0	0
Moved from one HOPWA funded project to HOPWA PH	0	0	0	0	0
Owned by client, no ongoing housing subsidy	0	0	0	0	0
Owned by client, with ongoing housing subsidy	0	0	0	0	0
Rental by client, no ongoing housing subsidy	5	1	4	0	0
Rental by client, with VASH housing subsidy	0	0	0	0	0
Rental by client, with GPD TIP housing subsidy	0	0	0	0	0
Rental by client, with other ongoing housing subsidy	0	0	0	0	0
Permanent housing (other than RRH) for formerly homeless persons	0	0	0	0	0
Staying or living with family, permanent tenure	0	0	0	0	0
Staying or living with friends, permanent tenure	0	0	0	0	0
Rental by client, with RRH or equivalent subsidy	0	0	0	0	0
<b>Subtotal</b>	5	1	4	0	0
<b>Temporary Destinations</b>	0	0	0	0	0
Emergency shelter, including hotel or motel paid for with emergency shelter voucher	0	0	0	0	0
Moved from one HOPWA funded project to HOPWA TH	0	0	0	0	0
Transitional housing for homeless persons (including homeless youth)	0	0	0	0	0
Staying or living with family, temporary tenure (e.g. room, apartment or house)	0	0	0	0	0
Staying or living with friends, temporary tenure (e.g. room, apartment or house)	0	0	0	0	0
Place not meant for habitation (e.g., a vehicle, an abandoned building, bus/train/subway station/airport or anywhere outside)	0	0	0	0	0
Safe Haven	0	0	0	0	0
Hotel or motel paid for without emergency shelter voucher	0	0	0	0	0
<b>Subtotal</b>	0	0	0	0	0
<b>Institutional Settings</b>	0	0	0	0	0
Foster care home or group foster care home	0	0	0	0	0
Psychiatric hospital or other psychiatric facility	0	0	0	0	0
Substance abuse treatment facility or detox center	0	0	0	0	0
Hospital or other residential non-psychiatric medical facility	0	0	0	0	0
Jail, prison, or juvenile detention facility	0	0	0	0	0
Long-term care facility or nursing home	0	0	0	0	0
<b>Subtotal</b>	0	0	0	0	0
<b>Other Destinations</b>	0	0	0	0	0
Residential project or halfway house with no homeless criteria	0	0	0	0	0
Deceased	0	0	0	0	0
Other	0	0	0	0	0
Client Doesn't Know/Client Refused	0	0	0	0	0
Data Not Collected (no exit interview completed)	0	0	0	0	0
<b>Subtotal</b>	0	0	0	0	0
<b>Total</b>	5	1	4	0	0
Total persons exiting to positive housing destinations	5	1	4	0	0
Total persons whose destinations excluded them from the calculation	0	0	0	0	0
Percentage	100.00 %	100.00 %	100.00 %	--	--

## Q23c: Exit Destination – All persons

	Total	Without Children	With Children and Adults	With Only Children	Unknown Household Type
<b>Permanent Destinations</b>	0	0	0	0	0
Moved from one HOPWA funded project to HOPWA PH	0	0	0	0	0
Owned by client, no ongoing housing subsidy	1	1	0	0	0
Owned by client, with ongoing housing subsidy	0	0	0	0	0
Rental by client, no ongoing housing subsidy	16	8	8	0	0
Rental by client, with VASH housing subsidy	1	1	0	0	0
Rental by client, with GPD TIP housing subsidy	0	0	0	0	0
Rental by client, with other ongoing housing subsidy	2	2	0	0	0
Permanent housing (other than RRH) for formerly homeless persons	0	0	0	0	0
Staying or living with family, permanent tenure	10	10	0	0	0
Staying or living with friends, permanent tenure	4	4	0	0	0
Rental by client, with RRH or equivalent subsidy	0	0	0	0	0
<b>Subtotal</b>	<b>34</b>	<b>26</b>	<b>8</b>	<b>0</b>	<b>0</b>
<b>Temporary Destinations</b>	0	0	0	0	0
Emergency shelter, including hotel or motel paid for with emergency shelter voucher	1	1	0	0	0
Moved from one HOPWA funded project to HOPWA TH	0	0	0	0	0
Transitional housing for homeless persons (including homeless youth)	0	0	0	0	0
Staying or living with family, temporary tenure (e.g. room, apartment or house)	2	2	0	0	0
Staying or living with friends, temporary tenure (e.g. room, apartment or house)	1	1	0	0	0
Place not meant for habitation (e.g., a vehicle, an abandoned building, bus/train/subway station/airport or anywhere outside)	21	21	0	0	0
Safe Haven	1	1	0	0	0
Hotel or motel paid for without emergency shelter voucher	0	0	0	0	0
<b>Subtotal</b>	<b>26</b>	<b>26</b>	<b>0</b>	<b>0</b>	<b>0</b>
<b>Institutional Settings</b>	0	0	0	0	0
Foster care home or group foster care home	0	0	0	0	0
Psychiatric hospital or other psychiatric facility	0	0	0	0	0
Substance abuse treatment facility or detox center	0	0	0	0	0
Hospital or other residential non-psychiatric medical facility	0	0	0	0	0
Jail, prison, or juvenile detention facility	0	0	0	0	0
Long-term care facility or nursing home	1	1	0	0	0
<b>Subtotal</b>	<b>1</b>	<b>1</b>	<b>0</b>	<b>0</b>	<b>0</b>
<b>Other Destinations</b>	0	0	0	0	0
Residential project or halfway house with no homeless criteria	0	0	0	0	0
Deceased	1	1	0	0	0
Other	0	0	0	0	0
Client Doesn't Know/Client Refused	0	0	0	0	0
Data Not Collected (no exit interview completed)	0	0	0	0	0
<b>Subtotal</b>	<b>1</b>	<b>1</b>	<b>0</b>	<b>0</b>	<b>0</b>
<b>Total</b>	<b>62</b>	<b>54</b>	<b>8</b>	<b>0</b>	<b>0</b>
Total persons exiting to positive housing destinations	37	29	8	0	0
Total persons whose destinations excluded them from the calculation	2	2	0	0	0
Percentage	61.67 %	55.77 %	100.00 %	--	--

**Q24: Homelessness Prevention Housing Assessment at Exit**

	Total	Without Children	With Children and Adults	With Only Children	Unknown Household Type
Able to maintain the housing they had at project start--Without a subsidy	10	3	7	0	0
Able to maintain the housing they had at project start--With the subsidy they had at project start	0	0	0	0	0
Able to maintain the housing they had at project start--With an on-going subsidy acquired since project start	0	0	0	0	0
Able to maintain the housing they had at project start--Only with financial assistance other than a subsidy	0	0	0	0	0
Moved to new housing unit--With on-going subsidy	0	0	0	0	0
Moved to new housing unit--Without an on-going subsidy	0	0	0	0	0
Moved in with family/friends on a temporary basis	0	0	0	0	0
Moved in with family/friends on a permanent basis	0	0	0	0	0
Moved to a transitional or temporary housing facility or program	0	0	0	0	0
Client became homeless -- moving to a shelter or other place unfit for human habitation	0	0	0	0	0
Client went to jail/prison	0	0	0	0	0
Client died	0	0	0	0	0
Client doesn't know/Client refused	1	0	1	0	0
Data not collected (no exit interview completed)	0	0	0	0	0
Total	11	3	8	0	0

**Q25a: Number of Veterans**

	Total	Without Children	With Children and Adults	Unknown Household Type
Chronically Homeless Veteran	3	3	0	0
Non-Chronically Homeless Veteran	27	27	0	0
Not a Veteran	49	37	12	0
Client Doesn't Know/Client Refused	0	0	0	0
Data Not Collected	1	0	1	0
Total	80	67	13	0

**Q25b: Number of Chronically Homeless Persons by Household**

	Total	Without Children	With Children and Adults	With Only Children	Unknown Household Type
Chronically Homeless	4	4	0	0	0
Not Chronically Homeless	92	61	31	0	0
Client Doesn't Know/Client Refused	2	2	0	0	0
Data Not Collected	0	0	0	0	0
Total	98	67	31	0	0

[https://www.sagehmis.info/secure/reports/filterpages/galactic.aspx?reportID=40&client\\_ID=79020&157.4340=90482&iid=90482&autoexecute=true&...](https://www.sagehmis.info/secure/reports/filterpages/galactic.aspx?reportID=40&client_ID=79020&157.4340=90482&iid=90482&autoexecute=true&...) 16/16



**FISCAL YEAR 2018/2019**

**PR26 – CDBG Financial Summary Report**

City of Moreno Valley  
Financial & Management Services Dept.  
Financial Operations Division  
14177 Frederick St. PO Box 88005  
Moreno Valley, CA 92552-0805  
PH: 951.413.3450 Email: [grantsadmin@moval.org](mailto:grantsadmin@moval.org)

---



PART I: SUMMARY OF CDBG RESOURCES		
01 UNEXPENDED CDBG FUNDS AT END OF PREVIOUS PROGRAM YEAR		0.00
02 ENTITLEMENT GRANT		2,100,293.00
03 SURPLUS URBAN RENEWAL		0.00
04 SECTION 108 GUARANTEED LOAN FUNDS		0.00
05 CURRENT YEAR PROGRAM INCOME		0.00
05a CURRENT YEAR SECTION 108 PROGRAM INCOME (FOR SI TYPE)		0.00
06 FUNDS RETURNED TO THE LINE-OF-CREDIT		0.00
06a FUNDS RETURNED TO THE LOCAL CDBG ACCOUNT		0.00
07 ADJUSTMENT TO COMPUTE TOTAL AVAILABLE		0.00
08 TOTAL AVAILABLE (SUM, LINES 01-07)		2,100,293.00
PART II: SUMMARY OF CDBG EXPENDITURES		
09 DISBURSEMENTS OTHER THAN SECTION 108 REPAYMENTS AND PLANNING/ADMINISTRATION		1,364,733.57
10 ADJUSTMENT TO COMPUTE TOTAL AMOUNT SUBJECT TO LOW/MOD BENEFIT		0.00
11 AMOUNT SUBJECT TO LOW/MOD BENEFIT (LINE 09 + LINE 10)		1,364,733.57
12 DISBURSED IN IDIS FOR PLANNING/ADMINISTRATION		420,058.60
13 DISBURSED IN IDIS FOR SECTION 108 REPAYMENTS		0.00
14 ADJUSTMENT TO COMPUTE TOTAL EXPENDITURES		0.00
15 TOTAL EXPENDITURES (SUM, LINES 11-14)		1,784,792.17
16 UNEXPENDED BALANCE (LINE 08 - LINE 15)		315,500.83
PART III: LOW/MOD BENEFIT THIS REPORTING PERIOD		
17 EXPENDED FOR LOW/MOD HOUSING IN SPECIAL AREAS		0.00
18 EXPENDED FOR LOW/MOD MULTI-UNIT HOUSING		0.00
19 DISBURSED FOR OTHER LOW/MOD ACTIVITIES		1,364,733.57
20 ADJUSTMENT TO COMPUTE TOTAL LOW/MOD CREDIT		0.00
21 TOTAL LOW/MOD CREDIT (SUM, LINES 17-20)		1,364,733.57
22 PERCENT LOW/MOD CREDIT (LINE 21/LINE 11)		100.00%
LOW/MOD BENEFIT FOR MULTI-YEAR CERTIFICATIONS		
23 PROGRAM YEARS(PY) COVERED IN CERTIFICATION	PY: PY: PY:	
24 CUMULATIVE NET EXPENDITURES SUBJECT TO LOW/MOD BENEFIT CALCULATION		0.00
25 CUMULATIVE EXPENDITURES BENEFITING LOW/MOD PERSONS		0.00
26 PERCENT BENEFIT TO LOW/MOD PERSONS (LINE 25/LINE 24)		0.00%
PART IV: PUBLIC SERVICE (PS) CAP CALCULATIONS		
27 DISBURSED IN IDIS FOR PUBLIC SERVICES		284,252.02
28 PS UNLIQUIDATED OBLIGATIONS AT END OF CURRENT PROGRAM YEAR		0.00
29 PS UNLIQUIDATED OBLIGATIONS AT END OF PREVIOUS PROGRAM YEAR		0.00
30 ADJUSTMENT TO COMPUTE TOTAL PS OBLIGATIONS		0.00
31 TOTAL PS OBLIGATIONS (LINE 27 + LINE 28 - LINE 29 + LINE 30)		284,252.02
32 ENTITLEMENT GRANT		2,100,293.00
33 PRIOR YEAR PROGRAM INCOME		0.00
34 ADJUSTMENT TO COMPUTE TOTAL SUBJECT TO PS CAP		0.00
35 TOTAL SUBJECT TO PS CAP (SUM, LINES 32-34)		2,100,293.00
36 PERCENT FUNDS OBLIGATED FOR PS ACTIVITIES (LINE 31/LINE 35)		13.53%
PART V: PLANNING AND ADMINISTRATION (PA) CAP		
37 DISBURSED IN IDIS FOR PLANNING/ADMINISTRATION		420,058.60
38 PA UNLIQUIDATED OBLIGATIONS AT END OF CURRENT PROGRAM YEAR		0.00
39 PA UNLIQUIDATED OBLIGATIONS AT END OF PREVIOUS PROGRAM YEAR		0.00
40 ADJUSTMENT TO COMPUTE TOTAL PA OBLIGATIONS		0.00
41 TOTAL PA OBLIGATIONS (LINE 37 + LINE 38 - LINE 39 +LINE 40)		420,058.60
42 ENTITLEMENT GRANT		2,100,293.00
43 CURRENT YEAR PROGRAM INCOME		0.00
44 ADJUSTMENT TO COMPUTE TOTAL SUBJECT TO PA CAP		0.00
45 TOTAL SUBJECT TO PA CAP (SUM, LINES 42-44)		2,100,293.00
46 PERCENT FUNDS OBLIGATED FOR PA ACTIVITIES (LINE 41/LINE 45)		20.00%



Office of Community Planning and Development  
 U.S. Department of Housing and Urban Development  
 Integrated Disbursement and Information System  
 PR26 - CDBG Financial Summary Report  
 Program Year 2018  
 MORENO VALLEY, CA

DATE: 11-08-19  
 TIME: 10:26  
 PAGE: 2

LINE 17 DETAIL: ACTIVITIES TO CONSIDER IN DETERMINING THE AMOUNT TO ENTER ON LINE 17  
 Report returned no data.

LINE 18 DETAIL: ACTIVITIES TO CONSIDER IN DETERMINING THE AMOUNT TO ENTER ON LINE 18  
 Report returned no data.

LINE 19 DETAIL: ACTIVITIES INCLUDED IN THE COMPUTATION OF LINE 19

Plan Year	IDIS Project	IDIS Activity	Voucher Number	Activity Name	Matrix Code	National Objective	Drawn Amount
2017	22	920	6256765	ADA Improvement at the Senior Center	03A	LMC	\$2,461.85
					03A	Matrix Code	\$2,461.85
2014	31	827	6226408	Sunnymead Blvd. Master Drainage Plan	03I	LMA	\$28,810.44
2014	31	827	6251491	Sunnymead Blvd. Master Drainage Plan	03I	LMA	\$89,481.33
					03I	Matrix Code	\$118,291.77
2017	27	925	6220070	Traffic Signal at Alessandro Blvd and Grant St (DESIGN PHASE)	03K	LMA	\$5,876.68
2017	27	925	6243188	Traffic Signal at Alessandro Blvd and Grant St (DESIGN PHASE)	03K	LMA	\$12,138.13
2017	27	925	6254084	Traffic Signal at Alessandro Blvd and Grant St (DESIGN PHASE)	03K	LMA	\$16,364.80
2017	27	925	6256765	Traffic Signal at Alessandro Blvd and Grant St (DESIGN PHASE)	03K	LMA	\$1,764.34
2017	27	944	6271481	Traffic Signal at Alessandro Blvd and Grant St (CONSTRUCTION PHASE)	03K	LMA	\$4,990.58
2017	27	944	6295093	Traffic Signal at Alessandro Blvd and Grant St (CONSTRUCTION PHASE)	03K	LMA	\$200,621.19
2018	20	969	6243188	2018-19 PAVEMENT REHABILITATION FOR VARIOUS STREETS**	03K	LMA	\$5,018.87
2018	20	969	6254084	2018-19 PAVEMENT REHABILITATION FOR VARIOUS STREETS**	03K	LMA	\$4,586.16
2018	20	969	6295093	2018-19 PAVEMENT REHABILITATION FOR VARIOUS STREETS**	03K	LMA	\$6,443.27
					03K	Matrix Code	\$257,804.02
2017	21	919	6254084	Liberty Lane Improvements	03L	LMA	\$1,184.33
2017	21	919	6295093	Liberty Lane Improvements	03L	LMA	\$26,094.34
					03L	Matrix Code	\$27,278.67
2017	20	946	6224328	Cycle 7 ADA Access Ramp - 1 - Champlain St/Ironwood Av	03Z	LMC	\$227.51
2017	20	946	6243188	Cycle 7 ADA Access Ramp - 1 - Champlain St/Ironwood Av	03Z	LMC	\$90.02
2017	20	946	6258791	Cycle 7 ADA Access Ramp - 1 - Champlain St/Ironwood Av	03Z	LMC	\$103.19
2017	20	946	6295481	Cycle 7 ADA Access Ramp - 1 - Champlain St/Ironwood Av	03Z	LMC	\$21,664.44
2017	20	947	6224328	CYCLE 7 ADA Access Ramp - 2- Kitching St/Hemlock Av	03Z	LMC	\$227.51
2017	20	947	6243188	CYCLE 7 ADA Access Ramp - 2- Kitching St/Hemlock Av	03Z	LMC	\$90.02
2017	20	947	6258791	CYCLE 7 ADA Access Ramp - 2- Kitching St/Hemlock Av	03Z	LMC	\$103.19
2017	20	948	6224328	Cycle 7 ADA Access Ramp - 3 - Laselle St/ Ironwood Av	03Z	LMC	\$227.51
2017	20	948	6243188	Cycle 7 ADA Access Ramp - 3 - Laselle St/ Ironwood Av	03Z	LMC	\$90.02
2017	20	948	6258791	Cycle 7 ADA Access Ramp - 3 - Laselle St/ Ironwood Av	03Z	LMC	\$103.19
2017	20	948	6295481	Cycle 7 ADA Access Ramp - 3 - Laselle St/ Ironwood Av	03Z	LMC	\$24,989.44
2017	20	949	6224328	CYCLE 7 ADA Access Ramp - 4 - Laselle St/Uite Dr	03Z	LMC	\$227.51
2017	20	949	6243188	CYCLE 7 ADA Access Ramp - 4 - Laselle St/Uite Dr	03Z	LMC	\$90.02
2017	20	949	6258791	CYCLE 7 ADA Access Ramp - 4 - Laselle St/Uite Dr	03Z	LMC	\$103.19
2017	20	949	6295481	CYCLE 7 ADA Access Ramp - 4 - Laselle St/Uite Dr	03Z	LMC	\$574.44
2017	20	950	6224328	CYCLE 7 ADA Access Ramp - 5 - Chara St/Alessandro Bl	03Z	LMC	\$227.51
2017	20	950	6243188	CYCLE 7 ADA Access Ramp - 5 - Chara St/Alessandro Bl	03Z	LMC	\$90.02
2017	20	950	6258791	CYCLE 7 ADA Access Ramp - 5 - Chara St/Alessandro Bl	03Z	LMC	\$103.19
2017	20	950	6295481	CYCLE 7 ADA Access Ramp - 5 - Chara St/Alessandro Bl	03Z	LMC	\$574.44
2017	20	951	6224328	CYCLE 7 ADA Access Ramp - 6 - High Noon Ct/ Brodiaea Av	03Z	LMA	\$227.51
2017	20	951	6243188	CYCLE 7 ADA Access Ramp - 6 - High Noon Ct/ Brodiaea Av	03Z	LMA	\$90.02
2017	20	951	6258791	CYCLE 7 ADA Access Ramp - 6 - High Noon Ct/ Brodiaea Av	03Z	LMA	\$103.19





Office of Community Planning and Development  
 U.S. Department of Housing and Urban Development  
 Integrated Disbursement and Information System  
 PR26 - CDBG Financial Summary Report  
 Program Year 2018  
 MORENO VALLEY, CA

DATE: 11-08-19  
 TIME: 10:26  
 PAGE: 3

Plan Year	IDIS Project	IDIS Activity	Voucher Number	Activity Name	Matrix Code	National Objective	Drawn Amount
2017	20	951	6295481	CYCLE 7 ADA Access Ramp - 6 - High Noon Ct/ Brodiaea Av	03Z	LMA	\$574.44
2017	20	952	6224328	CYCLE 7 ADA Access Ramp - 7 - Morton Rd/ Wordsworth Rd	03Z	LMC	\$227.51
2017	20	952	6243188	CYCLE 7 ADA Access Ramp - 7 - Morton Rd/ Wordsworth Rd	03Z	LMC	\$90.02
2017	20	952	6254084	CYCLE 7 ADA Access Ramp - 7 - Morton Rd/ Wordsworth Rd	03Z	LMC	\$827.24
2017	20	952	6258791	CYCLE 7 ADA Access Ramp - 7 - Morton Rd/ Wordsworth Rd	03Z	LMC	\$103.19
2017	20	952	6295481	CYCLE 7 ADA Access Ramp - 7 - Morton Rd/ Wordsworth Rd	03Z	LMC	\$574.44
2017	20	953	6224328	CYCLE 7 ADA Access Ramp - 8 - Ferris Bl/ Cactus Av	03Z	LMC	\$505.58
2017	20	953	6243188	CYCLE 7 ADA Access Ramp - 8 - Ferris Bl/ Cactus Av	03Z	LMC	\$200.05
2017	20	953	6258791	CYCLE 7 ADA Access Ramp - 8 - Ferris Bl/ Cactus Av	03Z	LMC	\$229.32
2017	20	953	6295481	CYCLE 7 ADA Access Ramp - 8 - Ferris Bl/ Cactus Av	03Z	LMC	\$1,098.73
2017	20	954	6224328	CYCLE 7 ADA Access Ramp - 9 - Kitching St/ Bay Av	03Z	LMC	\$455.02
2017	20	954	6243188	CYCLE 7 ADA Access Ramp - 9 - Kitching St/ Bay Av	03Z	LMC	\$180.04
2017	20	954	6258791	CYCLE 7 ADA Access Ramp - 9 - Kitching St/ Bay Av	03Z	LMC	\$206.39
2017	20	954	6295481	CYCLE 7 ADA Access Ramp - 9 - Kitching St/ Bay Av	03Z	LMC	\$1,003.40
2017	20	955	6224328	CYCLE 7 ADA Access Ramp - 10 - Honey Hollow/ Woodlander Wy	03Z	LMC	\$240.15
2017	20	955	6243188	CYCLE 7 ADA Access Ramp - 10 - Honey Hollow/ Woodlander Wy	03Z	LMC	\$95.02
2017	20	955	6258791	CYCLE 7 ADA Access Ramp - 10 - Honey Hollow/ Woodlander Wy	03Z	LMC	\$108.83
2017	20	955	6295481	CYCLE 7 ADA Access Ramp - 10 - Honey Hollow/ Woodlander Wy	03Z	LMC	\$598.27
2017	20	956	6224328	CYCLE 7 ADA Access Ramp - 11 - Batton St/ Elmendorf Dr	03Z	LMA	\$227.51
2017	20	956	6243188	CYCLE 7 ADA Access Ramp - 11 - Batton St/ Elmendorf Dr	03Z	LMA	\$90.02
2017	20	956	6258791	CYCLE 7 ADA Access Ramp - 11 - Batton St/ Elmendorf Dr	03Z	LMA	\$103.19
2017	20	956	6295481	CYCLE 7 ADA Access Ramp - 11 - Batton St/ Elmendorf Dr	03Z	LMA	\$574.44
2017	20	957	6224328	CYCLE 7 ADA Access Ramp - 12 - Beaver Rund Rd/ Cottonwood Av	03Z	LMC	\$227.51
2017	20	957	6243188	CYCLE 7 ADA Access Ramp - 12 - Beaver Rund Rd/ Cottonwood Av	03Z	LMC	\$90.02
2017	20	957	6258791	CYCLE 7 ADA Access Ramp - 12 - Beaver Rund Rd/ Cottonwood Av	03Z	LMC	\$103.19
2017	20	957	6295481	CYCLE 7 ADA Access Ramp - 12 - Beaver Rund Rd/ Cottonwood Av	03Z	LMC	\$16,439.44
2017	20	958	6224328	CYCLE 7 ADA Access Ramp - 13 - Fairfield Dr/ Bay Av	03Z	LMA	\$227.51
2017	20	958	6243188	CYCLE 7 ADA Access Ramp - 13 - Fairfield Dr/ Bay Av	03Z	LMA	\$90.02
2017	20	958	6258791	CYCLE 7 ADA Access Ramp - 13 - Fairfield Dr/ Bay Av	03Z	LMA	\$103.19
2017	20	958	6295481	CYCLE 7 ADA Access Ramp - 13 - Fairfield Dr/ Bay Av	03Z	LMA	\$574.44
2017	20	959	6224328	CYCLE 7 ADA Access Ramp - 14 - Carnaby St/ Eucalyptus Av	03Z	LMA	\$227.51
2017	20	959	6243188	CYCLE 7 ADA Access Ramp - 14 - Carnaby St/ Eucalyptus Av	03Z	LMA	\$90.02
2017	20	959	6258791	CYCLE 7 ADA Access Ramp - 14 - Carnaby St/ Eucalyptus Av	03Z	LMA	\$103.19
2017	20	960	6224328	CYCLE 7 ADA Access Ramp - 15 - Running Deer Rd/ Cottonwood Av	03Z	LMC	\$227.51
2017	20	960	6243188	CYCLE 7 ADA Access Ramp - 15 - Running Deer Rd/ Cottonwood Av	03Z	LMC	\$90.02
2017	20	960	6258791	CYCLE 7 ADA Access Ramp - 15 - Running Deer Rd/ Cottonwood Av	03Z	LMC	\$103.19
2017	20	960	6295481	CYCLE 7 ADA Access Ramp - 15 - Running Deer Rd/ Cottonwood Av	03Z	LMC	\$16,439.44
2017	20	961	6224328	CYCLE 7 ADA Access Ramp - 16 - Wilma Sue St/ Delphinium Av	03Z	LMC	\$227.51
2017	20	961	6243188	CYCLE 7 ADA Access Ramp - 16 - Wilma Sue St/ Delphinium Av	03Z	LMC	\$90.02
2017	20	961	6258791	CYCLE 7 ADA Access Ramp - 16 - Wilma Sue St/ Delphinium Av	03Z	LMC	\$103.19
2017	20	961	6295481	CYCLE 7 ADA Access Ramp - 16 - Wilma Sue St/ Delphinium Av	03Z	LMC	\$574.44
2017	20	962	6224328	CYCLE 7 ADA Access Ramp - 17 - Heacock St/ Fir Av	03Z	LMA	\$505.58
2017	20	962	6243188	CYCLE 7 ADA Access Ramp - 17 - Heacock St/ Fir Av	03Z	LMA	\$200.05





Office of Community Planning and Development  
 U.S. Department of Housing and Urban Development  
 Integrated Disbursement and Information System  
 PR26 - CDBG Financial Summary Report  
 Program Year 2018  
 MORENO VALLEY , CA

DATE: 11-08-19  
 TIME: 10:26  
 PAGE: 4

Plan Year	IDIS Project	IDIS Activity	Voucher Number	Activity Name	Matrix Code	National Objective	Drawn Amount
2017	20	962	6258791	CYCLE 7 ADA Access Ramp - 17 - Heacock St/ Fir Av	03Z	LMA	\$229.32
2017	20	963	6224328	CYCLE 7 ADA Access Ramp - 18 - Pigeon Pass Rd/ Chambray Dr	03Z	LMC	\$227.51
2017	20	963	6243188	CYCLE 7 ADA Access Ramp - 18 - Pigeon Pass Rd/ Chambray Dr	03Z	LMC	\$90.02
2017	20	963	6258791	CYCLE 7 ADA Access Ramp - 18 - Pigeon Pass Rd/ Chambray Dr	03Z	LMC	\$103.19
2017	20	963	6295481	CYCLE 7 ADA Access Ramp - 18 - Pigeon Pass Rd/ Chambray Dr	03Z	LMC	\$16,439.44
2017	20	964	6224328	CYCLE 7 ADA Access Ramp - 19 - Indian St/ Hemlock Av	03Z	LMA	\$505.58
2017	20	964	6243188	CYCLE 7 ADA Access Ramp - 19 - Indian St/ Hemlock Av	03Z	LMA	\$200.05
2017	20	964	6258791	CYCLE 7 ADA Access Ramp - 19 - Indian St/ Hemlock Av	03Z	LMA	\$229.32
2017	20	964	6295481	CYCLE 7 ADA Access Ramp - 19 - Indian St/ Hemlock Av	03Z	LMA	\$1,098.73
2017	20	965	6224328	CYCLE 7 ADA Access Ramp - 20 - Memorial Way/ Eucalyptus Av	03Z	LMA	\$505.58
2017	20	965	6243188	CYCLE 7 ADA Access Ramp - 20 - Memorial Way/ Eucalyptus Av	03Z	LMA	\$200.05
2017	20	965	6258791	CYCLE 7 ADA Access Ramp - 20 - Memorial Way/ Eucalyptus Av	03Z	LMA	\$229.32
2017	20	965	6295481	CYCLE 7 ADA Access Ramp - 20 - Memorial Way/ Eucalyptus Av	03Z	LMA	\$29,769.73
2017	20	966	6224328	CYCLE 7 ADA Access Ramp - 21 - Rundell Dr/ Cottonwood Av	03Z	LMC	\$227.51
2017	20	966	6243188	CYCLE 7 ADA Access Ramp - 21 - Rundell Dr/ Cottonwood Av	03Z	LMC	\$90.02
2017	20	966	6258791	CYCLE 7 ADA Access Ramp - 21 - Rundell Dr/ Cottonwood Av	03Z	LMC	\$103.19
2017	20	966	6295481	CYCLE 7 ADA Access Ramp - 21 - Rundell Dr/ Cottonwood Av	03Z	LMC	\$15,679.44
2017	20	967	6224328	CYCLE 7 ADA Access Ramp - 22 - Frederick St/ Eucalyptus Av	03Z	LMC	\$758.43
2017	20	967	6243188	CYCLE 7 ADA Access Ramp - 22 - Frederick St/ Eucalyptus Av	03Z	LMC	\$300.11
2017	20	967	6258791	CYCLE 7 ADA Access Ramp - 22 - Frederick St/ Eucalyptus Av	03Z	LMC	\$344.04
2017	20	967	6295481	CYCLE 7 ADA Access Ramp - 22 - Frederick St/ Eucalyptus Av	03Z	LMC	\$41,095.63
2017	20	968	6224328	CYCLE 7 ADA Access Ramp - 23 - Graham St/ Ironwood Av	03Z	LMC	\$505.58
2017	20	968	6243188	CYCLE 7 ADA Access Ramp - 23 - Graham St/ Ironwood Av	03Z	LMC	\$200.05
2017	20	968	6258791	CYCLE 7 ADA Access Ramp - 23 - Graham St/ Ironwood Av	03Z	LMC	\$229.32
2017	54	945	6256765	Main Library ADA Improvements	03Z	LMA	\$2,364.08
2017	54	945	6295880	Main Library ADA Improvements	03Z	LMA	\$258.78
2018	22	990	6254771	Conference and Recreation Center ADA Improvements	03Z	LMA	\$117,956.75
2018	22	990	6256765	Conference and Recreation Center ADA Improvements	03Z	LMA	\$355.02
2018	22	990	6259857	Conference and Recreation Center ADA Improvements	03Z	LMA	\$23,750.00
2018	22	990	6295880	Conference and Recreation Center ADA Improvements	03Z	LMA	\$34,530.57
2018	22	991	6254771	Animal Shelter ADA Improvements	03Z	LMA	\$107,939.00
2018	22	991	6256765	Animal Shelter ADA Improvements	03Z	LMA	\$301.05
2018	22	991	6259857	Animal Shelter ADA Improvements	03Z	LMA	\$28,500.00
2018	22	991	6295880	Animal Shelter ADA Improvements	03Z	LMA	\$56,111.17
					03Z	Matrix Code	\$576,904.55
2018	10	979	6256765	Senior Nutrition Program (2018)	05A	LMC	\$10,000.00
2018	14	972	6243188	Mo-Van Program (2018)	05A	LMC	\$17,083.30
2018	14	972	6254084	Mo-Van Program (2018)	05A	LMC	\$23,916.70
					05A	Matrix Code	\$51,000.00
2018	12	971	6243188	Operation Safehouse Emergency Shelter for Youth (2018)	05D	LMC	\$10,000.00
2018	17	975	6258791	Riverside Area Rape Crisis Child Abuse Prevention Program (2018)	05D	LMC	\$1,472.88
2018	17	975	6275197	Riverside Area Rape Crisis Child Abuse Prevention Program (2018)	05D	LMC	\$5,446.62



Office of Community Planning and Development  
 U.S. Department of Housing and Urban Development  
 Integrated Disbursement and Information System  
 PR26 - CDBG Financial Summary Report  
 Program Year 2018  
 MORENO VALLEY, CA

DATE: 11-08-19  
 TIME: 10:26  
 PAGE: 5

Plan Year	IDIS Project	IDIS Activity	Voucher Number	Activity Name	Matrix Code	National Objective	Drawn Amount
2018	17	975	6294965	Riverside Area Rape Crisis Child Abuse Prevention Program (2018)	05D	LMC	\$3,080.50
2018	21	988	6254084	Assistance League of Riverside- Operation School Bell Program	05D	LMC	\$10,000.00
2018	15	981	6256765	Employment Resource Center (2018)	05D	Matrix Code	\$30,000.00
2018	15	981	6260916	Employment Resource Center (2018)	05H	LMC	\$56,000.00
2018	13	980	6260916	MVPD Community Policing & Holiday Cheer Program (2018)	05H	LMC	\$10,000.00
2018	13	980	6294965	MVPD Community Policing & Holiday Cheer Program (2018)	05H	Matrix Code	\$66,000.00
2018	18	973	6256765	Fair Housing Discrimination Services (2018)	05I	LMA	\$37,151.50
2018	19	974	6256765	Fair Housing Landlord/Tenant Counseling (2018)	05I	LMA	\$44,767.45
2018	19	974	6258791	Fair Housing Landlord/Tenant Counseling (2018)	05J	LMC	\$81,918.95
2018	16	970	6243188	COURT APPOINTED SPECIAL ADVOCATES (CASA) PROGRAM (2018)	05J	LMC	\$12,548.34
2018	16	970	6254084	COURT APPOINTED SPECIAL ADVOCATES (CASA) PROGRAM (2018)	05K	LMC	\$7,316.43
2018	16	970	6258791	COURT APPOINTED SPECIAL ADVOCATES (CASA) PROGRAM (2018)	05K	LMC	\$468.30
2018	16	970	6270135	COURT APPOINTED SPECIAL ADVOCATES (CASA) PROGRAM (2018)	05K	Matrix Code	\$7,784.73
2018	16	970	6290532	COURT APPOINTED SPECIAL ADVOCATES (CASA) PROGRAM (2018)	05N	LMC	\$9,706.50
2018	9	986	6290532	The Salvation Army- Food Pantry (2018)	05N	LMC	\$4,498.32
2017	53	937	6224328	THE SALVATION ARMY 2017 (CDBG Neighborhood Cleanup)	05N	Matrix Code	\$25,000.00
2018	11	987	6254084	The Salvation Army- Neighborhood Cleanup (2018)	05W	LMC	\$10,000.00
2018	11	987	6256765	The Salvation Army- Neighborhood Cleanup (2018)	05W	Matrix Code	\$10,000.00
2018	11	987	6270135	The Salvation Army- Neighborhood Cleanup (2018)	06	LMA	\$11,700.12
2018	11	987	6290532	The Salvation Army- Neighborhood Cleanup (2018)	06	LMA	\$4,256.06
2018	11	987	6294965	The Salvation Army- Neighborhood Cleanup (2018)	06	LMA	\$2,171.46
2018	25	982	6243188	A Brush with Kindness CDBG Program (2018)	06	LMA	\$2,580.64
2018	25	982	6254084	A Brush with Kindness CDBG Program (2018)	06	LMA	\$4,245.27
2018	25	982	6258791	A Brush with Kindness CDBG Program (2018)	06	LMA	\$2,470.91
2018	25	982	6275197	A Brush with Kindness CDBG Program (2018)	06	LMA	\$27,424.46
2018	25	982	6290532	A Brush with Kindness CDBG Program (2018)	14A	LMH	\$7,105.91
2018	24	976	6256765	Solar Energy Assistance Program (2018)	14A	LMH	\$1,007.05
2018	24	976	6294965	Solar Energy Assistance Program (2018)	14A	LMH	\$595.15
2017	24	922	6256765	2017 University Enterprises-Small Business Dev. CTR	14A	LMH	\$864.34
					14A	Matrix Code	\$427.55
					14A	Matrix Code	\$10,000.00
					14F	LMH	\$12,720.45
					14F	LMH	\$30,140.09
					14F	Matrix Code	\$42,860.54
					18C	LMJ	\$17,455.69
					18C	Matrix Code	\$17,455.69
<b>Total</b>							<b>\$1,364,733.57</b>

LINE 27 DETAIL: ACTIVITIES INCLUDED IN THE COMPUTATION OF LINE 27

Plan Year	IDIS Project	IDIS Activity	Voucher Number	Activity Name	Matrix Code	National Objective	Drawn Amount
2018	10	979	6256765	Senior Nutrition Program (2018)	05A	LMC	\$10,000.00
2018	14	972	6243188	Mo-Van Program (2018)	05A	LMC	\$17,083.30
2018	14	972	6254084	Mo-Van Program (2018)	05A	LMC	\$23,916.70



Office of Community Planning and Development  
 U.S. Department of Housing and Urban Development  
 Integrated Disbursement and Information System  
 PR26 - CDBG Financial Summary Report  
 Program Year 2018  
 MORENO VALLEY, CA

DATE: 11-08-19  
 TIME: 10:26  
 PAGE: 6

Plan Year	IDIS Project	IDIS Activity	Voucher Number	Activity Name	Matrix Code	National Objective	Drawn Amount
					05A	Matrix Code	\$51,000.00
2018	12	971	6243188	Operation Safehouse Emergency Shelter for Youth (2018)	05D	LMC	\$10,000.00
2018	17	975	6258791	Riverside Area Rape Crisis Child Abuse Prevention Program (2018)	05D	LMC	\$1,472.88
2018	17	975	6275197	Riverside Area Rape Crisis Child Abuse Prevention Program (2018)	05D	LMC	\$5,446.62
2018	17	975	6294965	Riverside Area Rape Crisis Child Abuse Prevention Program (2018)	05D	LMC	\$3,080.50
2018	21	988	6254084	Assistance League of Riverside- Operation School Bell Program	05D	LMC	\$10,000.00
					05D	Matrix Code	\$30,000.00
2018	15	981	6256765	Employment Resource Center (2018)	05H	LMC	\$56,000.00
2018	15	981	6260916	Employment Resource Center (2018)	05H	LMC	\$10,000.00
					05H	Matrix Code	\$66,000.00
2018	13	980	6260916	MVPD Community Policing & Holiday Cheer Program (2018)	05I	LMA	\$37,151.50
2018	13	980	6294965	MVPD Community Policing & Holiday Cheer Program (2018)	05I	LMA	\$44,767.45
					05I	Matrix Code	\$81,918.95
2018	18	973	6256765	Fair Housing Discrimination Services (2018)	05J	LMC	\$12,548.34
					05J	Matrix Code	\$12,548.34
2018	19	974	6256765	Fair Housing Landlord/Tenant Counseling (2018)	05K	LMC	\$7,316.43
2018	19	974	6258791	Fair Housing Landlord/Tenant Counseling (2018)	05K	LMC	\$468.30
					05K	Matrix Code	\$7,784.73
2018	16	970	6243188	COURT APPOINTED SPECIAL ADVOCATES (CASA) PROGRAM (2018)	05N	LMC	\$9,706.50
2018	16	970	6254084	COURT APPOINTED SPECIAL ADVOCATES (CASA) PROGRAM (2018)	05N	LMC	\$4,498.32
2018	16	970	6258791	COURT APPOINTED SPECIAL ADVOCATES (CASA) PROGRAM (2018)	05N	LMC	\$2,130.33
2018	16	970	6270135	COURT APPOINTED SPECIAL ADVOCATES (CASA) PROGRAM (2018)	05N	LMC	\$1,841.24
2018	16	970	6290532	COURT APPOINTED SPECIAL ADVOCATES (CASA) PROGRAM (2018)	05N	LMC	\$6,823.61
					05N	Matrix Code	\$25,000.00
2018	9	986	6290532	The Salvation Army- Food Pantry (2018)	05W	LMC	\$10,000.00
					05W	Matrix Code	\$10,000.00
<b>Total</b>							<b>\$284,252.02</b>

LINE 37 DETAIL: ACTIVITIES INCLUDED IN THE COMPUTATION OF LINE 37

Plan Year	IDIS Project	IDIS Activity	Voucher Number	Activity Name	Matrix Code	National Objective	Drawn Amount
2017	7	941	6220070	CDBG Program Administration 2017	21A		\$76,481.05
2017	7	941	6224328	CDBG Program Administration 2017	21A		\$34,028.04
2017	7	941	6226408	CDBG Program Administration 2017	21A		\$879.16
2017	7	941	6234839	CDBG Program Administration 2017	21A		\$26,545.65
2017	7	941	6243188	CDBG Program Administration 2017	21A		\$41,250.51
2017	7	941	6254084	CDBG Program Administration 2017	21A		\$41,367.59
2017	7	941	6254771	CDBG Program Administration 2017	21A		\$27,659.46
2017	7	941	6256765	CDBG Program Administration 2017	21A		\$34,151.73
2017	7	941	6257677	CDBG Program Administration 2017	21A		\$17,926.38
2017	7	941	6258791	CDBG Program Administration 2017	21A		\$308.75
2017	7	941	6259857	CDBG Program Administration 2017	21A		\$6,145.13
2017	7	941	6270135	CDBG Program Administration 2017	21A		\$22,508.79
2017	7	941	6290532	CDBG Program Administration 2017	21A		\$1,017.99
2018	8	983	6270135	CDBG Administration (2018)	21A		\$4,214.67
2018	8	983	6275197	CDBG Administration (2018)	21A		\$5,249.00
2018	8	983	6290532	CDBG Administration (2018)	21A		\$37,575.43



Office of Community Planning and Development  
 U.S. Department of Housing and Urban Development  
 Integrated Disbursement and Information System  
 PR26 - COBG Financial Summary Report  
 Program Year 2018  
 MORENO VALLEY , CA

DATE: 11-08-19  
 TIME: 10:26  
 PAGE: 7

Plan Year	IDIS Project	IDIS Activity	Voucher Number	Activity Name	Matrix Code	National Objective	Drawn Amount
2018	8	983	6294965	COBG Administration (2018)	21A		\$14,818.49
					21A	Matrix Code	\$392,127.82
2018	8	989	6254084	Fair Housing Council of Riverside County	21D		\$12,741.44
2018	8	989	6258791	Fair Housing Council of Riverside County	21D		\$2,222.89
2018	8	989	6294965	Fair Housing Council of Riverside County	21D		\$12,966.45
					21D	Matrix Code	\$27,930.78
<b>Total</b>							<b>\$420,058.60</b>

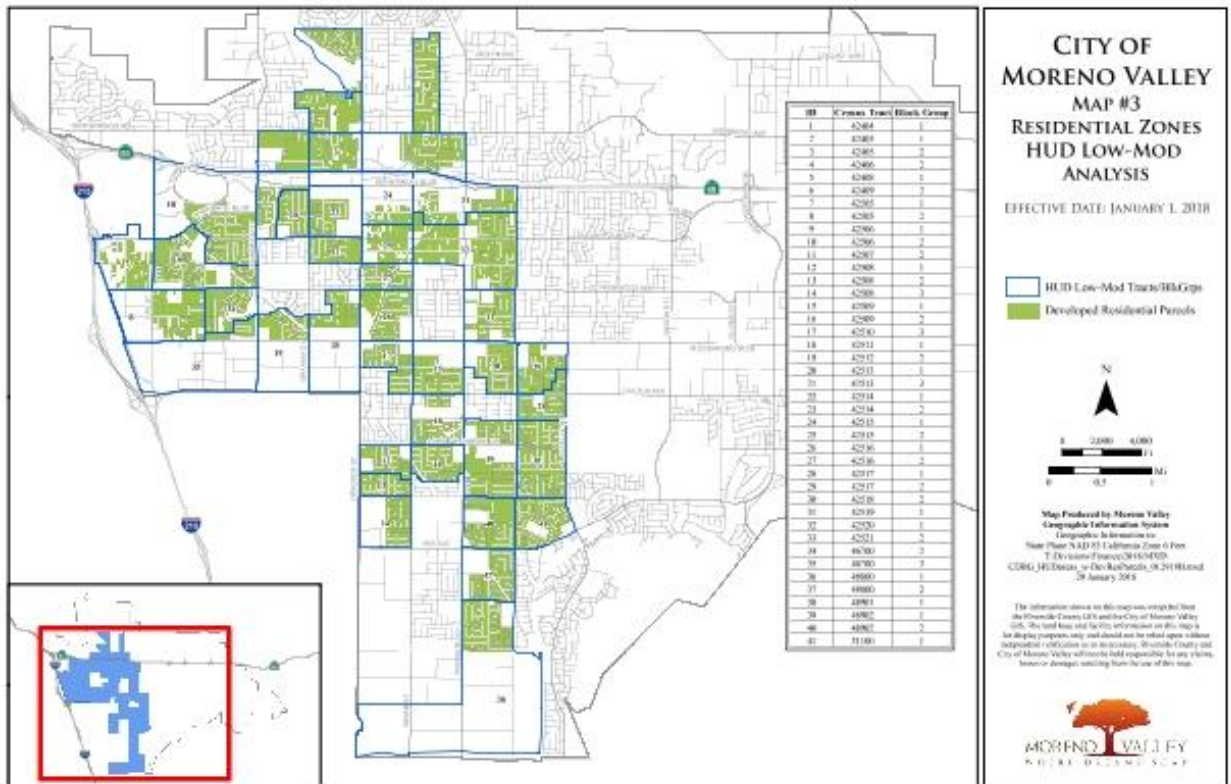




**FISCAL YEAR 2018/2019**  
**HUD Low/Mod Census Tracts Map**

City of Moreno Valley  
Financial & Management Services Dept.  
Financial Operations Division  
14177 Frederick St. PO Box 88005  
Moreno Valley, CA 92552-0805  
PH: 951.413.3450 Email: [grantsadmin@moval.org](mailto:grantsadmin@moval.org)

---



# CR-50 Supplemental Page ü IDIS Reports

Attachment 4

---



**CR-50**  
**Supplemental Page**  
**Affordable Rental Housing Monitoring**

City of Moreno Valley  
Financial & Management Services Dept.  
Financial Operations Division  
14177 Frederick St. PO Box 88005  
Moren Valley, CA 92552-0805  
PH: 951.413.3450 Email: [grantsadmin@moval.org](mailto:grantsadmin@moval.org)

---

## Attachment 4

### **CR-50 - HOME 91.520(d)**

#### **Include the results of on-site inspections of affordable rental housing assisted under the program to determine compliance with housing codes and other applicable regulations**

Please list those projects that should have been inspected on-site this program year based upon the schedule in §92.504(d). Indicate which of these were inspected and a summary of issues that were detected during the inspection. For those that were not inspected, please indicate the reason and how you will remedy the situation.

The City of Moreno Valley (City), the Moreno Valley Housing Authority (Housing Authority), and the former Community Redevelopment Agency of the City of Moreno Valley (Agency) have previously funded the rehabilitation and new construction of approximately 1,220 rent-restricted affordable units within 26 developments located throughout the City. The affordability covenants that govern the restricted units require annual re-certifications and monitoring to ensure compliance with regulatory requirements, income limits, rent limits, and property standards during the applicable affordability period. For fiscal year 2018/2019, a consulting firm was retained by the City to conduct Affordable Housing Program compliance monitoring services; as well as, to improve the efficacy of the existing Affordable Multi-Family Rental Program ("AMFRP") and to ensure compliance with State, Federal and Local regulatory requirements.

Please see the attached supplemental page related to the on-site compliance inspections of affordable rental housing assisted under the program and a list of projects that were inspected showing summary of issues detected.

#### **Provide an assessment of the jurisdiction's affirmative marketing actions for HOME units. 92.351(b)**

The City is committed to furthering equal opportunity housing for its residents. The City of Moreno Valley has had an Affirmative Marketing Plan in place since 1994 that aims to apply non-discriminatory and equal opportunity practices when marketing and selecting income-qualified occupants for housing within the city. The City has taken the following steps in pursuit of equal opportunity within its housing strategy: MV continued revising its Affirmative Marketing Plan to include changes required by the 2013 HOME FINAL RULE; For over a decade MV has contracted with an independent fair housing service provider to administer the City's fair housing program; In January 2019, the City developed and formally adopted the latest Analysis of Impediments to Fair Housing and Fair Housing Action Plan for the 2018-2023 period. Staff continues to ensure all written agreements with developers and subgrantees include Affirmative Marketing requirements; The Affirmative Marketing Plan lists methods for informing the public, owners, and potential tenants of a housing opportunity that involved support from the City such as use of the City's public cable channel/public service announcement, publication of advertisements in the Parks and Recreation Guide, etc.; The City has been in the practice of imposing requirements on owners of HOME units such as attendance of property management staff to fair housing workshops, placement of ads in a paper of local circulation whose readers are known to be minorities, use of equal opportunity logos on



## Attachment 4

marketing materials, etc.; The City is committed to compliance monitoring to review the information compiled by the owners/managers, regarding the various marketing and outreach methods required under 24 CFR 92.351; The City's Fair Housing service provider the Fair Housing Council of Riverside County employs bilingual staff and maintains a website that offers information in several different languages; The City also employs multiple bilingual staff, including one fluent in Tagalog and one in American sign language that are able to assist residents with limited English.

### **Refer to IDIS reports to describe the amount and use of program income for projects, including the number of projects and owner and tenant characteristics**

According to the PR-09 report for the HOME program, \$71,492.90 of HOME program income was received in April 2019 program year. HOME activities in the 2019-20 Action Plan will first be funded with this available program income funds before the entitlement funds are used.

### **Describe other actions taken to foster and maintain affordable housing. 91.220(k) (STATES ONLY: Including the coordination of LIHTC with the development of affordable housing). 91.320(j)**

In the implementation of the 2018-2019 Action Plan, the City invested HOME funds to preserve and maintain affordable housing through the Housing Rehabilitation activities.


#	Project Name	Target Date	Total Affordable Units	20% Inspected	Inspection Frequency	Funding Source	Desk Audit	App. Notice Date	Unit Inspection Date	Draft Findings Notice Date	Work Orders Due Date	Final Report Date	Comments	
1	Bella Apartments- 13300 Hecack St.	February	15	13	Annual	HOME	N	2/6/2018	3/20/2018	2/23/2018	3/23/2018	6/1/2018	Property is in compliance. Clearance report issued.	
2	Marino Valley Apartment-24545 Bay Ave.	February	24	5	Annual	HUD and HOME	N	2/6/2018	3/20/2018	2/23/2018	3/23/2018	3/26/2018	Property is in compliance.	
3	Catwood Apts- 15179 Perris Blvd.	March	110	24	Annual	HOME	N	2/28/2018	3/27/2018	None	None	4/26/2018	Property is in compliance.	
4	Rancho Dorado North- 25185 John F. Kennedy Drive	March	75	18	Annual	HCD & HOME	N	3/28/2018	3/27/2018	3/30/2018	None	4/26/2018	Property is in compliance.	
5	Rancho Dorado South	March	71	11	Annual	HCD	N	3/28/2018	3/27/2018	3/30/2018	None	4/26/2018	Property is in compliance.	
6	Mediterranean At Towngate- 15480 Elsworth	April	45	9	Annual	HOME	N	3/30/2018	5/2/2018	5/6/2018	6/16/2018	8/9/2018 and 10/3/2018	Property is in compliance. Clearance report issued.	
7	Heronck Family Apartments-24918 Heronck Ave.	April	76	18	Annual	HCD and HOME	N	3/30/2018	5/2/2018	None	None	5/30/2018	Property is in compliance.	
8	TELACU- 25195 Fir Ave.	April	74	15	Annual	HOME	N	3/30/2018	5/2/2018	None	None	5/29/2018	Property is in compliance.	
9	Cottonwood Place I 24115 Cottonwood	May	189	32	Annual	TCAC and HOME	N	4/17/2018	5/16/2018	5/29/2018	6/16/2018	6/28/2018	Property is in compliance.	
10	Cottonwood Place II	May	66	12	Annual	TCAC and HOME	N	4/17/2018	5/16/2018	None	None	6/28/2018	Property is in compliance.	
11	Cottonwood Place III	May	55	12	Annual	TCAC and HOME	N	4/17/2018	5/16/2018	5/29/2018	6/16/2018	6/28/2018	Property is in compliance.	
12	Cottonwood Place IV	May	45	9	Annual	TCAC and HOME	N	4/17/2018	5/16/2018	None	None	6/28/2018	Property is in compliance.	
13	Casitas Del Valle- 12316 Lanes Pl	June	49	8	Annual	TCAC and HOME	N	5/23/2018	6/21/2018	None	None	7/16/2018	Property is in compliance.	
14	Eucalyptus Towns- Sr. Missing-24188 Eucalyptus Ave.	June	69	14	Annual	HOME	N	5/23/2018	6/21/2018	None	None	7/16/2018	Property is in compliance.	
15	Meyer Park Apartments- 24416 Myers Ave.	July	27	5	Annual	HOME	N	7/10/2018	8/16/2018	None	None	10/5/2018	Property is in compliance.	
16	Sunridge 22862 Adironda - New Project 2318	August	4	4	N/A	NSP, TCAC & HOME	N	7/10/2018	8/16/2018	None	None	10/5/2018	Property is in compliance.	
17	Convers Units- 24457 and 24471 Postal Ave.	August	8	8	Annual	HOME	Y	8/1/2018	9/6/2018	9/14/2018	10/6/2018	11/26/2018	Property is in compliance.	
18	Sunridge- 22791 / 22801 Altes	August	8	8	3 Years	HOME	Y	7/26/2018	no inspection	Desk audit	None	None	11/29/2018	Property is in compliance.
19	Sunridge 22811 Adironda / 22826 Altes	August	8	8	3 Years	HOME	Y	7/26/2018	no inspection	Desk audit	None	None	11/29/2018	Property is in compliance.
20	Sunridge 15355 & 15385 Stella	August	8	8	3 Years	HOME	Y	7/26/2018	no inspection	Desk audit	None	None	11/29/2018	Property is in compliance.
21	Sunridge 15414 & 15360 Perris Blvd	August	8	8	3 Years	HOME	Y	7/26/2018	no inspection	Desk audit	None	None	11/29/2018	Property is in compliance.
22	Sunridge 22839 Bay	August	4	4	3 Years	HOME	Y	7/26/2018	no inspection	Desk audit	None	None	11/29/2018	Property is in compliance.
23	Sunridge 22877 Altes	August	4	4	3 Years	HOME	Y	7/26/2018	no inspection	Desk audit	None	None	11/29/2018	Property is in compliance.
24	Sunridge 22813 & 22827 Adironda	August	8	8	3 Years	HOME	Y	7/26/2018	no inspection	Desk audit	None	None	11/29/2018	Property is in compliance.
25	Bay Family Apartments- 22717 Bay Ave.	October	66	12	3 Years	HCD	Y	6/1/2018	9/6/2018	9/14/2018	10/6/2018	10/26/2018	Property is not in compliance for high rents.	
26	Perris Isle Sr Apartments - 12950 Perris Blvd.	December	189	38	Annual	HCD HOME	Y	11/28/2018	12/7/2018	None	None	12/21/2018	Property is not in compliance for high rents.	



**CDBG Activity Summary Report (GPR)  
for Program Year 2018**

City of Moreno Valley  
Financial & Management Services Dept.  
Financial Operations Division  
14177 Frederick St. PO Box 88005  
Moreno Valley, CA 92552-0805  
PH: 951.413.3450 Email: [grantsadmin@moval.org](mailto:grantsadmin@moval.org)

---



U.S. Department of Housing and Urban Development  
 Office of Community Planning and Development  
 Integrated Disbursement and Information System  
 CDBG Activity Summary Report (GPR) for Program Year 2018  
 MORENO VALLEY

Date: 08-Nov-2019  
 Time: 11:06  
 Page: 1

PGM Year: 2012  
 Project: 0004 - CDBG PROGRAM ADMINISTRATION  
 IDIS Activity: 717 - CDBG Program Administration FY 2012/13

Status: Completed 8/6/2019 12:00:00 AM  
 Location: ,  
 Objective:  
 Outcome:  
 Matrix Code: General Program Administration (21A)      National Objective:

Initial Funding Date: 12/06/2012

Description:

Comprehensive planning and administration of the CDBG program for FY 2012/13 including Citizen Participation, Annual Reporting, Special Studies, and project management.

Financing

	Fund Type	Grant Year	Grant	Funded Amount	Drawn In Program Year	Drawn Thru Program Year
		Pre-2015				
CDBG	EN	2011	B11MC060567	\$341,693.27	\$0.00	\$0.00
		2012	B12MC060567		\$0.00	\$329,531.07
					\$0.00	\$12,162.34
<b>Total</b>	<b>Total</b>			<b>\$341,693.27</b>	<b>\$0.00</b>	<b>\$341,693.41</b>

Proposed Accomplishments


Actual Accomplishments

Number assisted:

	Owner		Renter		Total		Person	
	Total	Hispanic	Total	Hispanic	Total	Hispanic	Total	Hispanic
White:					0	0		
Black/African American:					0	0		
Asian:					0	0		
American Indian/Alaskan Native:					0	0		
Native Hawaiian/Other Pacific Islander:					0	0		
American Indian/Alaskan Native & White:					0	0		
Asian White:					0	0		
Black/African American & White:					0	0		
American Indian/Alaskan Native & Black/African American:					0	0		
Other multi-racial:					0	0		
Asian/Pacific Islander:					0	0		
Hispanic:					0	0		
<b>Total:</b>	<b>0</b>	<b>0</b>	<b>0</b>	<b>0</b>	<b>0</b>	<b>0</b>	<b>0</b>	<b>0</b>
Female-headed Households:					0			

PR03 - MORENO VALLEY

Page: 1 of 129




U.S. Department of Housing and Urban Development  
Office of Community Planning and Development  
Integrated Disbursement and Information System  
CDBG Activity Summary Report (GPR) for Program Year 2018  
MORENO VALLEY

Date: 08-Nov-2019  
Time: 11:06  
Page: 2

Income Category:	Owner	Renter	Total	Person
Extremely Low			0	
Low Mod			0	
Moderate			0	
Non Low Moderate			0	
Total	0	0	0	0
Percent Low/Mod				

Annual Accomplishments

No data returned for this view. This might be because the applied filter excludes all data.



U.S. Department of Housing and Urban Development  
 Office of Community Planning and Development  
 Integrated Disbursement and Information System  
 CDBG Activity Summary Report (GPR) for Program Year 2018  
 MORENO VALLEY

Date: 08-Nov-2019  
 Time: 11:06  
 Page: 3

PGM Year: 2013  
 Project: 0002 - CDBG Program Administration  
 IDIS Activity: 755 - CDBG Program Administration

Status: Completed 10/9/2019 10:19:43 AM  
 Location: ,

Objective:  
 Outcome:  
 Matrix Code: General Program Administration (21A) National Objective:

Initial Funding Date: 01/09/2014

Description:

General day-to-day administration of the CDBG program including preparation of required reports, management of projects, IDIS data entry, drawdowns, Citizen Participation Process, project selection, etc.

Financing


	Fund Type	Grant Year	Grant	Funded Amount	Drawn In Program Year	Drawn Thru Program Year
CDBG	EN	Pre-2015		\$310,996.47	\$0.00	\$0.00
		2011	B11MC060567		\$0.00	\$242,879.40
		2012	B12MC060567		\$0.00	\$68,115.93
		2013	B13MC060567		\$0.00	\$1.14
	PI			\$6,216.64	\$0.00	\$6,216.64
Total	Total			\$317,213.11	\$0.00	\$317,213.11

Proposed Accomplishments

Actual Accomplishments

Number assisted:

	Owner		Renter		Total		Person	
	Total	Hispanic	Total	Hispanic	Total	Hispanic	Total	Hispanic
White:					0	0		
Black/African American:					0	0		
Asian:					0	0		
American Indian/Alaskan Native:					0	0		
Native Hawaiian/Other Pacific Islander:					0	0		
American Indian/Alaskan Native & White:					0	0		
Asian White:					0	0		
Black/African American & White:					0	0		
American Indian/Alaskan Native & Black/African American:					0	0		
Other multi-racial:					0	0		
Asian/Pacific Islander:					0	0		
Hispanic:					0	0		



U.S. Department of Housing and Urban Development  
Office of Community Planning and Development  
Integrated Disbursement and Information System  
CDBG Activity Summary Report (GPR) for Program Year 2018  
MORENO VALLEY

Date: 08-Nov-2019  
Time: 11:06  
Page: 4


Total: 0 0 0 0 0 0 0 0

Female-headed Households:

Income Category:	Owner	Renter	Total	Person
Extremely Low			0	
Low Mod			0	
Moderate			0	
Non Low Moderate			0	
Total	0	0	0	0
Percent Low/Mod				

Annual Accomplishments

No data returned for this view. This might be because the applied filter excludes all data.



U.S. Department of Housing and Urban Development  
 Office of Community Planning and Development  
 Integrated Disbursement and Information System  
 CDBG Activity Summary Report (GPR) for Program Year 2018  
 MORENO VALLEY

Date: 08-Nov-2019  
 Time: 11:06  
 Page: 5

PGM Year: 2014  
 Project: 0025 - NEIGHBORHOOD CODE ENFORCEMENT IN CDBG TARGET AREAS  
 IDIS Activity: 818 - NEIGHBORHOOD CODE ENFORCEMENT IN TARGET AREAS

Status: Canceled 8/6/2019 12:00:00 AM      Objective: Create suitable living environments  
 Location: 14177 Frederick St Moreno Valley, CA 92553-9014      Outcome: Sustainability  
 Matrix Code: Code Enforcement (15)      National Objective: LMA

Initial Funding Date: 04/15/2015

Description:

The Code & Neighborhood Services Division will provide proactive code enforcement activities within the CDBG Target Areas. The program will reduce blight and substandard housing conditions and promote improved property and building maintenance habits of property owners and tenants.

Financing

	Fund Type	Grant Year	Grant	Funded Amount	Drawn In Program Year	Drawn Thru Program Year
CDBG	EN	2012	B12MC060567		\$0.00	\$91,254.86
		2013	B13MC060567		\$0.00	\$123,925.28
<b>Total</b>	<b>Total</b>			<b>\$0.00</b>	<b>\$0.00</b>	<b>\$215,180.14</b>


Proposed Accomplishments

Housing Units : 950  
 Total Population in Service Area: 38,960  
 Census Tract Percent Low / Mod: 67.97

Annual Accomplishments

Years	Accomplishment Narrative	# Benefiting
2014	Code Compliance Officers assigned to the CDBG Target areas investigated 973 new cases/violations and closed 1110 cases. Enforcement action resulted in the issuance of 323 Administrative Citations, 5 City performed abatements, and 66 Substandard Dwelling Reports.	





U.S. Department of Housing and Urban Development  
 Office of Community Planning and Development  
 Integrated Disbursement and Information System  
 CDBG Activity Summary Report (GPR) for Program Year 2018  
 MORENO VALLEY

Date: 08-Nov-2019  
 Time: 11:06  
 Page: 6

PGM Year: 2014  
 Project: 0001 - CDBG PROGRAM ADMINISTRATION  
 IDIS Activity: 819 - CDBG Program Administration  
 Status: Completed 10/9/2019 10:19:50 AM  
 Location: ,  
 Objective:  
 Outcome:  
 Matrix Code: General Program Administration (21A)      National Objective:

Initial Funding Date: 03/02/2015

Description:

Comprehensive planning and administration of the CDBG program.  
 Daily administration of the CDBG program including but not limited to: IDIS updates; Implementation of the Citizen Participation plan for needs assessment and project selection;  
 Preparation of the Annual Action Plan; Preparation of the year-end CAPER report; On-site monitoring of Subrecipients.

Financing


	Fund Type	Grant Year	Grant	Funded Amount	Drawn In Program Year	Drawn Thru Program Year
CDBG	EN	Pre-2015		\$364,057.00	\$0.00	\$0.00
		2012	B12MC060567		\$0.00	\$166,958.55
		2013	B13MC060567		\$0.00	\$197,098.45
<b>Total</b>	<b>Total</b>			<b>\$364,057.00</b>	<b>\$0.00</b>	<b>\$364,057.00</b>

Proposed Accomplishments

Actual Accomplishments

Number assisted:

	Owner		Renter		Total		Person	
	Total	Hispanic	Total	Hispanic	Total	Hispanic	Total	Hispanic
White:					0	0		
Black/African American:					0	0		
Asian:					0	0		
American Indian/Alaskan Native:					0	0		
Native Hawaiian/Other Pacific Islander:					0	0		
American Indian/Alaskan Native & White:					0	0		
Asian White:					0	0		
Black/African American & White:					0	0		
American Indian/Alaskan Native & Black/African American:					0	0		
Other multi-racial:					0	0		
Asian/Pacific Islander:					0	0		
Hispanic:					0	0		
<b>Total:</b>	<b>0</b>	<b>0</b>	<b>0</b>	<b>0</b>	<b>0</b>	<b>0</b>	<b>0</b>	<b>0</b>



U.S. Department of Housing and Urban Development  
Office of Community Planning and Development  
Integrated Disbursement and Information System  
CDBG Activity Summary Report (GPR) for Program Year 2018  
MORENO VALLEY

Date: 08-Nov-2019  
Time: 11:06  
Page: 7


Female-headed Households:

0

Income Category:	Owner	Renter	Total	Person
Extremely Low			0	
Low Mod			0	
Moderate			0	
Non Low Moderate			0	
Total	0	0	0	0
Percent Low/Mod				

Annual Accomplishments

No data returned for this view. This might be because the applied filter excludes all data.



U.S. Department of Housing and Urban Development  
 Office of Community Planning and Development  
 Integrated Disbursement and Information System  
 CDBG Activity Summary Report (GPR) for Program Year 2018  
 MORENO VALLEY

Date: 08-Nov-2019  
 Time: 11:06  
 Page: 8

PGM Year: 2014  
 Project: 0026 - RENTAL PROPERTY CODE ENFORCEMENT TEAM TARGET AREAS 2014  
 IDIS Activity: 820 - Rental Property Code Enforcement Team Target Areas

Status: Canceled 10/9/2019 10:20:28 AM Objective: Create suitable living environments  
 Location: 14177 Frederick St Moreno Valley, CA 92553-9014 Outcome: Sustainability  
 Matrix Code: Code Enforcement (15) National Objective: LMA

Initial Funding Date: 03/02/2015

Description:

This Team will address code enforcement activities specific to licensing and upkeep of rental properties within the CDBG Target Areas. The objective is to identify the properties then pursue proper licensing and maintenance activities. The Team is also responsible for working with trustees, lenders, real estate agents, and property managers to obtain code compliance for properties in default/foreclosure in the Target Areas.

Financing


	Fund Type	Grant Year	Grant	Funded Amount	Drawn In Program Year	Drawn Thru Program Year
CDBG	EN	2013	B13MC060567		\$0.00	\$54,751.72
Total	Total			\$0.00	\$0.00	\$54,751.72

Proposed Accomplishments

Housing Units : 50  
 Total Population in Service Area: 36,865  
 Census Tract Percent Low / Mod: 68.85

Annual Accomplishments

Years	Accomplishment Narrative	# Benefiting
2014	Code Compliance Officers assigned to the Rental Property Team provided proactive enforcement to eliminate blighted conditions existing at rental properties within the CDBG Target areas. During FY 14/15 3 rental properties were identified as requiring action to eliminate code violations, of which all 3 cases were successfully resolved and closed during the program year.	



U.S. Department of Housing and Urban Development  
 Office of Community Planning and Development  
 Integrated Disbursement and Information System  
 CDBG Activity Summary Report (GPR) for Program Year 2018  
 MORENO VALLEY

Date: 08-Nov-2019  
 Time: 11:06  
 Page: 9

PGM Year: 2014  
 Project: 0031 - SUNNYMEAD BOULEVARD MASTER DRAINAGE PLAN - DESIGN  
 IDIS Activity: 827 - Sunnymead Blvd. Master Drainage Plan

Status: Completed 12/31/2018 12:00:00 AM Objective: Create suitable living environments  
 Location: 14177 Frederick St Moreno Valley, CA 92553-9014 Outcome: Sustainability  
 Matrix Code: Flood Drainage Improvements (03i) National Objective: LMA

Initial Funding Date: 04/16/2015

Description:

This project will fund the design of two storm drain systems along Sunnymead Boulevard that total over 4,000 feet of storm drain improvements. The project aims to mitigate frequent flooding that in the past has resulted in street closures, damages to private properties, and disruption of emergency services.

Financing


	Fund Type	Grant Year	Grant	Funded Amount	Drawn In Program Year	Drawn Thru Program Year
CDBG	EN	Pre-2015		\$650,000.00	\$0.00	\$0.00
		2013	B13MC060567		\$0.00	\$243,186.12
		2014	B14MC060567		\$118,291.77	\$406,813.88
Total	Total			\$650,000.00	\$118,291.77	\$650,000.00

Proposed Accomplishments

Public Facilities : 1,000  
 Total Population in Service Area: 8,840  
 Census Tract Percent Low / Mod: 76.07

Annual Accomplishments

Years	Accomplishment Narrative	# Benefiting
2015	The design is at 65% completion. The City is waiting for a direction from the Riverside County Flood Control District regarding to the special design for the outlet retention basin. Also the District needs to decide whether it wants to join the project and provide additional funding to complete the downstream system. The downstream system is not part of the City's original project scope of work. The design has been delayed as a result. It's anticipated to be completed in March 2018.	
2018	As of December 2019 the design is at 65% completion. The City is waiting for a direction from the Riverside County Flood Control District regarding to the special design for the outlet retention basin. Also the District needs to decide whether it wants to join the project and provide additional funding to complete the downstream system. The downstream system is not part of the City's original project scope of work. The design has been delayed as a result. The project will continue the design and construction with other funding sources.	



U.S. Department of Housing and Urban Development  
 Office of Community Planning and Development  
 Integrated Disbursement and Information System  
 CDBG Activity Summary Report (GPR) for Program Year 2018  
 MORENO VALLEY

Date: 08-Nov-2019  
 Time: 11:06  
 Page: 10

PGM Year: 2015  
 Project: 0011 - CDBG PROGRAM ADMINISTRATION 2015  
 IDIS Activity: 864 - CDBG PROGRAM ADMINISTRATION 2015

Status: Completed 10/9/2019 10:19:59 AM  
 Location: ,  
 Objective:  
 Outcome:  
 Matrix Code: General Program Administration (21A)      National Objective:

Initial Funding Date: 01/05/2016

Description:

Comprehensive planning and administration of the CDBG program.  
 Daily administration of the CDBG program including but not limited to: IDIS updates; Implementation of the Citizen Participation plan for needs assessment and project selection;  
 Preparation of the Annual Action Plan; Preparation of the year-end CAPER report; On-site monitoring of Subrecipients.

Financing


	Fund Type	Grant Year	Grant	Funded Amount	Drawn In Program Year	Drawn Thru Program Year
CDBG	EN	2015	B15MC060567	\$355,935.11	\$0.00	\$355,935.11
<b>Total</b>	<b>Total</b>			<b>\$355,935.11</b>	<b>\$0.00</b>	<b>\$355,935.11</b>

Proposed Accomplishments

Actual Accomplishments

Number assisted:

	Owner		Renter		Total		Person	
	Total	Hispanic	Total	Hispanic	Total	Hispanic	Total	Hispanic
White:					0	0		
Black/African American:					0	0		
Asian:					0	0		
American Indian/Alaskan Native:					0	0		
Native Hawaiian/Other Pacific Islander:					0	0		
American Indian/Alaskan Native & White:					0	0		
Asian White:					0	0		
Black/African American & White:					0	0		
American Indian/Alaskan Native & Black/African American:					0	0		
Other multi-racial:					0	0		
Asian/Pacific Islander:					0	0		
Hispanic:					0	0		
<b>Total:</b>	<b>0</b>	<b>0</b>	<b>0</b>	<b>0</b>	<b>0</b>	<b>0</b>	<b>0</b>	<b>0</b>
Female-headed Households:					0			




U.S. Department of Housing and Urban Development  
Office of Community Planning and Development  
Integrated Disbursement and Information System  
CDBG Activity Summary Report (GPR) for Program Year 2018  
MORENO VALLEY

Date: 08-Nov-2019  
Time: 11:06  
Page: 11

Income Category:	Owner	Renter	Total	Person
Extremely Low			0	
Low Mod			0	
Moderate			0	
Non Low Moderate			0	
Total	0	0	0	0
Percent Low/Mod				

Annual Accomplishments

No data returned for this view. This might be because the applied filter excludes all data.



U.S. Department of Housing and Urban Development  
 Office of Community Planning and Development  
 Integrated Disbursement and Information System  
 CDBG Activity Summary Report (GPR) for Program Year 2018  
 MORENO VALLEY

Date: 08-Nov-2019  
 Time: 11:06  
 Page: 12

PGM Year: 2015  
 Project: 0027 - NEIGHBORHOOD CODE ENFORCEMENT IN CDBG TARGET AREAS 2015  
 IDIS Activity: 868 - NEIGHBORHOOD CODE ENFORCEMENT

Status: Canceled 10/9/2019 10:20:46 AM Objective: Create suitable living environments  
 Location: 14177 Frederick St Moreno Valley, CA 92553-9014 Outcome: Sustainability  
 Matrix Code: Code Enforcement (15) National Objective: LMA

Initial Funding Date: 03/16/2016

Description:

The Code & Neighborhood Services Division will provide proactive code enforcement activities within the CDBG Target Areas. The program will reduce blight and substandard housing conditions and promote improved property and building maintenance habits of property owners and tenants. In addition, a Rental Inspection Team will address code enforcement activities specific to licensing and upkeep of rental properties in the CDBG Target Areas. The objective is to identify the properties then pursue proper licensing and maintenance activities. The Team is also responsible for working with trustees, lenders, real estate agents, and property managers to obtain code compliance for properties in default/foreclosure in the Target Areas.

Financing


No data returned for this view. This might be because the applied filter excludes all data.

Proposed Accomplishments

Housing Units : 1,000  
 Total Population in Service Area: 34,360  
 Census Tract Percent Low / Mod: 68.58

Annual Accomplishments

Years	Accomplishment Narrative	# Benefitting
2015	Code Compliance Officers assigned to the CDBG Target areas, along with Rental Inspection Team investigated 977 new cases/violations and closed 962 cases. Enforcement action resulted in the issuance of 107 Administrative Citations, 6 City performed abatements, and 178 properties being referred for substandard housing inspection.	



U.S. Department of Housing and Urban Development  
 Office of Community Planning and Development  
 Integrated Disbursement and Information System  
 CDBG Activity Summary Report (GPR) for Program Year 2018  
 MORENO VALLEY

Date: 08-Nov-2019  
 Time: 11:06  
 Page: 13

PGM Year: 2016  
 Project: 0001 - CDBG PROGRAM ADMINISTRATION  
 IDIS Activity: 881 - CDBG PROGRAM ADMINISTRATION

Status: Completed 10/9/2019 10:20:06 AM  
 Location:

Objective:  
 Outcome:  
 Matrix Code: General Program Administration (21A) National Objective:

Initial Funding Date: 11/23/2016

Description:

Comprehensive planning and administration of the CDBG program.  
 Daily administration of the CDBG program including but not limited to: IDIS updates; Implementation of the Citizen Participation plan for needs assessment and project selection;  
 Preparation of the Annual Action Plan; Preparation of the year-end CAPER report; On-site monitoring of Subrecipients.

Financing


	Fund Type	Grant Year	Grant	Funded Amount	Drawn In Program Year	Drawn Thru Program Year
CDBG	EN	2016	B16MC060567	\$353,663.49	\$0.00	\$353,663.49
	PI			\$32,889.53	\$0.00	\$32,889.53
Total	Total			\$386,553.02	\$0.00	\$386,553.02

Proposed Accomplishments

Actual Accomplishments

Number assisted:	Owner		Renter		Total		Person	
	Total	Hispanic	Total	Hispanic	Total	Hispanic	Total	Hispanic
White:					0	0		
Black/African American:					0	0		
Asian:					0	0		
American Indian/Alaskan Native:					0	0		
Native Hawaiian/Other Pacific Islander:					0	0		
American Indian/Alaskan Native & White:					0	0		
Asian White:					0	0		
Black/African American & White:					0	0		
American Indian/Alaskan Native & Black/African American:					0	0		
Other multi-racial:					0	0		
Asian/Pacific Islander:					0	0		
Hispanic:					0	0		
Total:	0	0	0	0	0	0	0	0





U.S. Department of Housing and Urban Development  
Office of Community Planning and Development  
Integrated Disbursement and Information System  
CDBG Activity Summary Report (GPR) for Program Year 2018  
MORENO VALLEY

Date: 08-Nov-2019  
Time: 11:06  
Page: 14


Female-headed Households:

0

Income Category:	Owner	Renter	Total	Person
Extremely Low			0	
Low Mod			0	
Moderate			0	
Non Low Moderate			0	
Total	0	0	0	0
Percent Low/Mod				

Annual Accomplishments

No data returned for this view. This might be because the applied filter excludes all data.



U.S. Department of Housing and Urban Development  
 Office of Community Planning and Development  
 Integrated Disbursement and Information System  
 CDBG Activity Summary Report (GPR) for Program Year 2018  
 MORENO VALLEY

Date: 08-Nov-2019  
 Time: 11:06  
 Page: 15

PGM Year: 2016  
 Project: 0020 - NEIGHBORHOOD CODE ENFORCEMENT IN CDBG TARGET AREAS  
 IDIS Activity: 894 - NEIGHBORHOOD CODE ENFORCEMENT IN CDBG TARGET AREAS 2016

Status: Canceled 10/9/2019 10:20:58 AM Objective: Create suitable living environments  
 Location: 14177 Frederick St Moreno Valley, CA 92553-9014 Outcome: Sustainability  
 Matrix Code: Code Enforcement (15) National Objective: LMA

Initial Funding Date: 01/17/2017

Description:

The Code & Neighborhood Services Division will provide proactive code enforcement activities within the CDBG Target Areas. The program will reduce blight and substandard housing conditions and promote improved property and building maintenance habits of property owners and tenants. The officers will also address code enforcement activities specific to licensing and upkeep of rental properties, and the maintenance of foreclosed and vacant housing within the CDBG Target Areas. Officers will identify properties to pursue proper licensing and maintenance activities. The officers are also responsible for working with trustees, lenders, real estate agents, and property managers to obtain code compliance for properties in default/foreclosure in the Target Areas.

Financing


No data returned for this view. This might be because the applied filter excludes all data.

Proposed Accomplishments

Housing Units : 1,050  
 Total Population in Service Area: 26,630  
 Census Tract Percent Low / Mod: 69.11

Annual Accomplishments

Years	Accomplishment Narrative	# Benefiting
2016	The Code & Neighborhood Services Division will provide proactive code enforcement activities within the CDBG Target Areas. The program will reduce blight and substandard housing conditions and promote improved property and building maintenance habits of property owners and tenants. During the 2016 program year 571 new open code cases opened and 671 code cases closed/resolved. 92 administrative citations were issued and 12 properties were referred for substandard housing.	



U.S. Department of Housing and Urban Development  
 Office of Community Planning and Development  
 Integrated Disbursement and Information System  
 CDBG Activity Summary Report (GPR) for Program Year 2018  
 MORENO VALLEY

Date: 08-Nov-2019  
 Time: 11:06  
 Page: 16

PGM Year: 2017  
 Project: 0008 - 2017 THE SALVATION ARMY -FOOD PANTRY  
 IDIS Activity: 905 - The Salvation Army-Food Pantry  
 Status: Completed 8/27/2018 12:00:00 AM  
 Location: 14068 Graham St Moreno Valley, CA 92553-8830  
 Objective: Create suitable living environments  
 Outcome: Availability/accessibility  
 Matrix Code: Food Banks (05W)  
 National Objective: LMC

Initial Funding Date: 01/04/2018

Description:

Through our Social Service program, we offer a food pantry to help individuals and their families in need. The pantry is open 12:00pm - 3:00pm Monday, Tuesday, Wednesday, and Friday. Clients can access the pantry once every 30 days. The requested funding will make it possible to offer needed hours to our two pantry employees allowing them the necessary time to pick up donations around town and unload after pickups. Due to the large number of donations that are received daily, our employees need more time to sort through the donations to ensure that the donations go out to clients the same day it comes in. This will also help us to expand our services by offering satellite distributions of food at various locations throughout the city. This will include but not be limited to senior living facilities and areas identified as food deserts.

Financing

CDBG	Fund Type	Grant Year	Grant	Funded Amount	Drawn In Program Year	Drawn Thru Program Year
		Pre-2015				
	EN	2014	B14MC060567	\$10,000.00	\$0.00	\$0.00
					\$0.00	\$10,000.00
<b>Total</b>	<b>Total</b>			<b>\$10,000.00</b>	<b>\$0.00</b>	<b>\$10,000.00</b>

Proposed Accomplishments


People (General) : 33,600

Actual Accomplishments

Number assisted:	Owner		Renter		Total		Person	
	Total	Hispanic	Total	Hispanic	Total	Hispanic	Total	Hispanic
White:	0	0	0	0	0	0	1,930	673
Black/African American:	0	0	0	0	0	0	2,879	9
Asian:	0	0	0	0	0	0	134	0
American Indian/Alaskan Native:	0	0	0	0	0	0	52	7
Native Hawaiian/Other Pacific Islander:	0	0	0	0	0	0	148	38
American Indian/Alaskan Native & White:	0	0	0	0	0	0	23	15
Asian White:	0	0	0	0	0	0	9	9
Black/African American & White:	0	0	0	0	0	0	0	0
American Indian/Alaskan Native & Black/African American:	0	0	0	0	0	0	0	0

PR03 - MORENO VALLEY

Page: 16 of 129



U.S. Department of Housing and Urban Development  
 Office of Community Planning and Development  
 Integrated Disbursement and Information System  
 CDBG Activity Summary Report (GPR) for Program Year 2018  
 MORENO VALLEY


Date: 08-Nov-2019  
 Time: 11:06  
 Page: 17

Other multi-racial:	0	0	0	0	0	0	9,401	6,494
Asian/Pacific Islander:	0	0	0	0	0	0	0	0
Hispanic:	0	0	0	0	0	0	0	0
Total:	0	0	0	0	0	0	14,576	7,245
Female-headed Households:	0		0		0			

Income Category:	Owner	Renter	Total	Person
Extremely Low	0	0	0	917
Low Mod	0	0	0	2,986
Moderate	0	0	0	10,673
Non Low Moderate	0	0	0	0
Total	0	0	0	14,576
Percent Low/Mod				100.0%

Annual Accomplishments

Years	Accomplishment Narrative	# Benefiting
2017	The subrecipient's ability to serve the needy persons in the community has greatly increased. More volunteers were engaged, therefore better service were provided to the participants. A total of 14,576 individuals were served in this program with the funding received.	



U.S. Department of Housing and Urban Development  
 Office of Community Planning and Development  
 Integrated Disbursement and Information System  
 CDBG Activity Summary Report (GPR) for Program Year 2018  
 MORENO VALLEY

Date: 08-Nov-2019  
 Time: 11:06  
 Page: 18

PGM Year: 2017  
 Project: 0011 - AL RAHMA FOOD BANK  
 IDIS Activity: 908 - Al Rahma Food Pantry

Status: Completed 8/27/2018 12:00:00 AM  
 Location: 18750 Alderbrook Drive Riverside, CA 92508  
 Objective: Create suitable living environments  
 Outcome: Availability/accessibility  
 Matrix Code: Other Public Services Not Listed in 05A-05Y, 03T (05Z)  
 National Objective: LMC

Initial Funding Date: 01/01/2018

Description:

Al Rahma Food Bank provides food to the needy people in an effort to alleviate hunger in the City of Moreno Valley including the areas listed in the CDBG Target Area Map. Additionally, the funds that will be granted to Al Rahma, Inc will be used to purchase food to be given to needy families.

Financing

	Fund Type	Grant Year	Grant	Funded Amount	Drawn In Program Year	Drawn Thru Program Year
CDBG	EN	Pre-2015		\$14,998.78	\$0.00	\$0.00
		2014	B14MC060567		\$0.00	\$14,998.78
<b>Total</b>	<b>Total</b>			<b>\$14,998.78</b>	<b>\$0.00</b>	<b>\$14,998.78</b>


Proposed Accomplishments

People (General) : 1,500

Actual Accomplishments

Number assisted:

	Owner		Renter		Total		Person	
	Total	Hispanic	Total	Hispanic	Total	Hispanic	Total	Hispanic
White:	0	0	0	0	0	0	937	437
Black/African American:	0	0	0	0	0	0	880	0
Asian:	0	0	0	0	0	0	0	0
American Indian/Alaskan Native:	0	0	0	0	0	0	446	446
Native Hawaiian/Other Pacific Islander:	0	0	0	0	0	0	0	0
American Indian/Alaskan Native & White:	0	0	0	0	0	0	0	0
Asian White:	0	0	0	0	0	0	251	0
Black/African American & White:	0	0	0	0	0	0	0	0
American Indian/Alaskan Native & Black/African American:	0	0	0	0	0	0	0	0
Other multi-racial:	0	0	0	0	0	0	0	0
Asian/Pacific Islander:	0	0	0	0	0	0	0	0
Hispanic:	0	0	0	0	0	0	0	0
<b>Total:</b>	<b>0</b>	<b>0</b>	<b>0</b>	<b>0</b>	<b>0</b>	<b>0</b>	<b>2,514</b>	<b>883</b>




U.S. Department of Housing and Urban Development  
 Office of Community Planning and Development  
 Integrated Disbursement and Information System  
 CDBG Activity Summary Report (GPR) for Program Year 2018  
 MORENO VALLEY

Date: 08-Nov-2019  
 Time: 11:06  
 Page: 19

Female-headed Households:			0	0	0
Income Category:					
	Owner	Renter	Total	Person	
Extremely Low	0	0	0	1,129	
Low Mod	0	0	0	1,385	
Moderate	0	0	0	0	
Non Low Moderate	0	0	0	0	
Total	0	0	0	2,514	
Percent Low/Mod				100.0%	

Annual Accomplishments

Years	Accomplishment Narrative	# Benefiting
2017	Al Rahma Food Bank aimed to be able to serve an average of 250 households per month. The subrecipient served a total of 2,514 needy Moreno Valley residents which included homeless, elderly, and disabled individuals.	



U.S. Department of Housing and Urban Development  
 Office of Community Planning and Development  
 Integrated Disbursement and Information System  
 CDBG Activity Summary Report (GPR) for Program Year 2018  
 MORENO VALLEY

Date: 08-Nov-2019  
 Time: 11:06  
 Page: 20

PGM Year: 2017  
 Project: 0012 - 2017 OPERATION SAFEHOUSE, INC. EMERGENCY SHELTER FOR YOUTH  
 IDIS Activity: 909 - Operation Safehouse Emergency Shelter for Youth (2017)

Status: Completed 8/27/2018 12:00:00 AM Objective: Create suitable living environments  
 Location: 9685 Hayes St. Riverside, CA 92503 Outcome: Availability/accessibility  
 Matrix Code: Youth Services (05D) National Objective: LMC

Initial Funding Date: 01/01/2018

Description:  
 Operation Safehouse is a 17 bed shelter for homeless runaway youth ages 12-17.  
 Safehouse is staff 24-hours and provides youth with shelter, food, clothing, counseling, education and support services.  
 The goal of the Safehouse is family reunification and/or permanent placement in a suitable environment.  
 An estimated 50 youth from Moreno Valley will be sheltered at the Safehouse during 1718.  
 Financing


	Fund Type	Grant Year	Grant	Funded Amount	Drawn In Program Year	Drawn Thru Program Year
CDBG	EN	Pre-2015		\$10,000.00	\$0.00	\$0.00
		2014	B14MC060567		\$0.00	\$10,000.00
Total	Total			\$10,000.00	\$0.00	\$10,000.00

Proposed Accomplishments

People (General) : 50

Actual Accomplishments

Number assisted:	Owner		Renter		Total		Person	
	Total	Hispanic	Total	Hispanic	Total	Hispanic	Total	Hispanic
White:	0	0	0	0	0	0	30	22
Black/African American:	0	0	0	0	0	0	18	4
Asian:	0	0	0	0	0	0	3	3
American Indian/Alaskan Native:	0	0	0	0	0	0	1	0
Native Hawaiian/Other Pacific Islander:	0	0	0	0	0	0	0	0
American Indian/Alaskan Native & White:	0	0	0	0	0	0	0	0
Asian White:	0	0	0	0	0	0	0	0
Black/African American & White:	0	0	0	0	0	0	1	0
American Indian/Alaskan Native & Black/African American:	0	0	0	0	0	0	0	0
Other multi-racial:	0	0	0	0	0	0	0	0
Asian/Pacific Islander:	0	0	0	0	0	0	0	0
Hispanic:	0	0	0	0	0	0	0	0



U.S. Department of Housing and Urban Development  
 Office of Community Planning and Development  
 Integrated Disbursement and Information System  
 CDBG Activity Summary Report (GPR) for Program Year 2018  
 MORENO VALLEY


Date: 08-Nov-2019  
 Time: 11:06  
 Page: 21

Total:									53	29
Female-headed Households:									0	0
Income Category:	Owner	Renter	Total	Person						
Extremely Low	0	0	0	53						
Low Mod	0	0	0	0						
Moderate	0	0	0	0						
Non Low Moderate	0	0	0	0						
Total	0	0	0	53						
Percent Low/Mod				100.0%						

Annual Accomplishments

Years	Accomplishment Narrative	# Benefiting
2017	For FY 17/18, the subrecipient served 53 clients during the FY 17/18. Out of the 53 clients there was a total of 432 bed nights, over 80 hours of counseling. 52 out of the 53 clients had safe exits.	





U.S. Department of Housing and Urban Development  
 Office of Community Planning and Development  
 Integrated Disbursement and Information System  
 CDBG Activity Summary Report (GPR) for Program Year 2018  
 MORENO VALLEY

Date: 08-Nov-2019  
 Time: 11:06  
 Page: 22

PGM Year: 2017  
 Project: 0013 - HOLE IN WALL, INC.  
 IDIS Activity: 910 - Hole in Wall-Community Homeless Solutions

Status: Completed 8/27/2018 12:00:00 AM  
 Location: 24187 Postal Ave Moreno Valley, CA 92553-3071  
 Objective: Create suitable living environments  
 Outcome: Availability/accessibility  
 Matrix Code: Other Public Services Not Listed in 05A-05Y, 03T (05Z)  
 National Objective: LMC

Initial Funding Date: 01/04/2018

Description:

HOMELESSNESS IS A PROBLEM IN THE CITY OF MORENO VALLEY AND THE HOLE IN WALL INC (THIW). (THIW) SEEKS TO AMELIORATE THE PREVELANCE OF HOMELESSNESS IN THE CITY OF MORENO VALLEY BY ADDRESSING THE FUNDAMENTAL CAUSES OF HOMELESS.

THE COMMUNITY HOMELESS SOLUTIONS (CHS) PROJECT, OFFERS A ROBUST AND PRACTICAL APPROACH TO PROVIDE BASIC NEEDS SERVICES COUPLED WITH CASE MANAGEMENT, SUBSTANCE ABUSE TREATMENT AND EVIDENCE-BASED SUPPORTIVE SERVICES FOR 40 HOMELESS INDIVIDUALS AND FAMILIES IN THE CITY TO FACILITATE THE PATHWAY FROM HOMELESSNESS TO SELF-SUSTAINABILITY AND INDEPENDENCE.

Financing

CDBG	Fund Type	Grant Year	Grant	Funded Amount	Drawn In Program Year	Drawn Thru Program Year
		Pre-2015				
	EN	2014	B14MC060567	\$10,000.00	\$0.00	\$0.00
Total	Total			\$10,000.00	\$0.00	\$10,000.00

Proposed Accomplishments

People (General) : 40


Actual Accomplishments

Number assisted:

	Owner		Renter		Total		Person	
	Total	Hispanic	Total	Hispanic	Total	Hispanic	Total	Hispanic
White:	0	0	0	0	0	0	19	13
Black/African American:	0	0	0	0	0	0	16	0
Asian:	0	0	0	0	0	0	0	0
American Indian/Alaskan Native:	0	0	0	0	0	0	0	0
Native Hawaiian/Other Pacific Islander:	0	0	0	0	0	0	0	0
American Indian/Alaskan Native & White:	0	0	0	0	0	0	0	0
Asian White:	0	0	0	0	0	0	0	0
Black/African American & White:	0	0	0	0	0	0	0	0
American Indian/Alaskan Native & Black/African American:	0	0	0	0	0	0	0	0
Other multi-racial:	0	0	0	0	0	0	0	0
Asian/Pacific Islander:	0	0	0	0	0	0	0	0

PR03 - MORENO VALLEY

Page: 22 of 129




U.S. Department of Housing and Urban Development  
Office of Community Planning and Development  
Integrated Disbursement and Information System  
CDBG Activity Summary Report (GPR) for Program Year 2018  
MORENO VALLEY

Date: 08-Nov-2019  
Time: 11:06  
Page: 23

Hispanic:	0	0	0	0	0	0	0	0
Total:	0	0	0	0	0	0	35	13
Female-headed Households:	0		0		0			
Income Category:								
	Owner	Renter	Total		Person			
Extremely Low	0	0	0		35			
Low Mod	0	0	0		0			
Moderate	0	0	0		0			
Non Low Moderate	0	0	0		0			
Total	0	0	0		35			
Percent Low/Mod					100.0%			

Annual Accomplishments

Years	Accomplishment Narrative	# Benefiting
2017	The subrecipient was able to serve 35 homeless clients with their basic needs and case management services.	



U.S. Department of Housing and Urban Development  
 Office of Community Planning and Development  
 Integrated Disbursement and Information System  
 CDBG Activity Summary Report (GPR) for Program Year 2018  
 MORENO VALLEY

Date: 08-Nov-2019  
 Time: 11:06  
 Page: 24

PGM Year: 2017  
 Project: 0014 - 2017 MORENO VALLEY POLICE DEPARTMENT COMMUNITY POLICING & HOLIDAY CHEER PROGRAM  
 IDIS Activity: 911 - Moval Policing Program

Status: Completed 8/27/2018 12:00:00 AM  
 Location: 22850 Calle San Juan De Los Lagos Moreno Valley, CA 92553-9045  
 Objective: Create suitable living environments  
 Outcome: Availability/accessibility  
 Matrix Code: Crime Awareness (05f)  
 National Objective: LMA

Initial Funding Date: 06/07/2018

Description:

The Moreno Valley Police Department (Problem Oriented Policing Team) will administer the Community Policing Program designed to bring law enforcement to a personal community level in order to solve neighborhood problems.  
 Officers will be assigned overtime on a continual basis throughout FY 1718.  
 The project is estimated to benefit 900 residents in the Target Area in general.  
 The MVPD POP Team shall conduct focused and proactive community oriented policing within assigned CDBG Target Areas making themselves familiar with residents, business owners, apartment complexes, in efforts to work closely with them and solve community problems.

Financing


	Fund Type	Grant Year	Grant	Funded Amount	Drawn In Program Year	Drawn Thru Program Year
CDBG	EN	2017	B17MC060567	\$54,240.70	\$0.00	\$54,240.70
Total	Total			\$54,240.70	\$0.00	\$54,240.70

Proposed Accomplishments

People (General) : 900  
 Total Population in Service Area: 85,650  
 Census Tract Percent Low / Mod: 63.93

Annual Accomplishments

Years	Accomplishment Narrative	# Benefiting
2017	During FY 2017, the Moreno valley police department community policing program have rendered the following Public Safety Services within the CDBG Target areas. Some of the Public Safety Services include the following: completed 24 arrests, issued 10 citations and performed 28 proactive projects, community projects, and team projects	



U.S. Department of Housing and Urban Development  
 Office of Community Planning and Development  
 Integrated Disbursement and Information System  
 CDBG Activity Summary Report (GPR) for Program Year 2018  
 MORENO VALLEY

Date: 08-Nov-2019  
 Time: 11:06  
 Page: 25

PGM Year: 2017  
 Project: 0015 - 2017 THE MOVAN SENIOR VAN TRANSPORTATION PROGRAM  
 IDIS Activity: 912 - Mo-Van Program (2017)

Status: Completed 8/27/2018 12:00:00 AM  
 Location: 25075 Fir Ave Moreno Valley, CA 92553-4118  
 Objective: Create suitable living environments  
 Outcome: Availability/accessibility  
 Matrix Code: Senior Services (05A)  
 National Objective: LMC

Initial Funding Date: 01/01/2018

Description:

The MoVan is a specially equipped passenger van designed to transport the elderly and adult handicapped to medical appointments and other needed destinations at minimal to no cost to the rider.

Financing

	Fund Type	Grant Year	Grant	Funded Amount	Drawn In Program Year	Drawn Thru Program Year
CDBG	EN	Pre-2015		\$35,000.00	\$0.00	\$0.00
		2014	B14MC060567		\$0.00	\$35,000.00
<b>Total</b>	<b>Total</b>			<b>\$35,000.00</b>	<b>\$0.00</b>	<b>\$35,000.00</b>


Proposed Accomplishments

People (General) : 3,000

Actual Accomplishments

Number assisted:

	Owner		Renter		Total		Person	
	Total	Hispanic	Total	Hispanic	Total	Hispanic	Total	Hispanic
White:	0	0	0	0	0	0	3,066	2,678
Black/African American:	0	0	0	0	0	0	1,746	0
Asian:	0	0	0	0	0	0	48	0
American Indian/Alaskan Native:	0	0	0	0	0	0	0	0
Native Hawaiian/Other Pacific Islander:	0	0	0	0	0	0	0	0
American Indian/Alaskan Native & White:	0	0	0	0	0	0	0	0
Asian White:	0	0	0	0	0	0	0	0
Black/African American & White:	0	0	0	0	0	0	0	0
American Indian/Alaskan Native & Black/African American:	0	0	0	0	0	0	0	0
Other multi-racial:	0	0	0	0	0	0	0	0
Asian/Pacific Islander:	0	0	0	0	0	0	0	0
Hispanic:	0	0	0	0	0	0	0	0
<b>Total:</b>	<b>0</b>	<b>0</b>	<b>0</b>	<b>0</b>	<b>0</b>	<b>0</b>	<b>4,860</b>	<b>2,678</b>




U.S. Department of Housing and Urban Development  
Office of Community Planning and Development  
Integrated Disbursement and Information System  
CDBG Activity Summary Report (GPR) for Program Year 2018  
MORENO VALLEY

Date: 08-Nov-2019  
Time: 11:06  
Page: 26

Female-headed Households:			0	0	0
Income Category:					
	Owner	Renter	Total	Person	
Extremely Low	0	0	0	4,860	
Low Mod	0	0	0	0	
Moderate	0	0	0	0	
Non Low Moderate	0	0	0	0	
Total	0	0	0	4,860	
Percent Low/Mod				100.0%	

Annual Accomplishments

Years	Accomplishment Narrative	# Benefiting
2017	Total Persons served overall is 4,860 composed mainly of elderly and handicapped in about 1,818 trips taken.	



U.S. Department of Housing and Urban Development  
 Office of Community Planning and Development  
 Integrated Disbursement and Information System  
 CDBG Activity Summary Report (GPR) for Program Year 2018  
 MORENO VALLEY

Date: 08-Nov-2019  
 Time: 11:06  
 Page: 27

PGM Year: 2017  
 Project: 0016 - 2017 EMPLOYMENT RESOURCE CENTER OPERATIONS  
 IDIS Activity: 913 - ERC

Status: Completed 8/27/2018 12:00:00 AM Objective: Create economic opportunities  
 Location: 12625 Frederick St Ste K3 Moreno Valley, CA 92553-5254 Outcome: Availability/accessibility  
 Matrix Code: Employment Training (05H) National Objective: LMC

Initial Funding Date: 06/07/2018

Description:

The ERC provides job seekers with access to resources that are necessary to search and acquire employment within the city and surrounding areas. On-site job seekers have access to knowledgeable and friendly staff who assist with services such as job searches, job applications, one-on-one mock interviews, resume assistance, and enrollment services which includes job training and career coaching. Resources also include 29 computers with internet access. Wi-Fi availability; a computer lab for training purposes; a conference room for workshops and group activities; two photocopiers; job recruitment boards featuring area jobs; two fax machines; and staffing to assist both job seekers and employers with their individual needs. Employers utilize the ERC for recruitment purposes with access to a large and local applicant pool; private offices to hold interviews; a conference room to conduct new employee orientations and trainings; and staff assistance as they have access to Riverside County Business Solutions representatives to assist them in all of their human resources and labor market information needs.

Financing

	Fund Type	Grant Year	Grant	Funded Amount	Drawn In Program Year	Drawn Thru Program Year
CDBG	EN	2017	B17MC060567	\$66,441.00	\$0.00	\$66,441.00
Total	Total			\$66,441.00	\$0.00	\$66,441.00


Proposed Accomplishments

People (General) : 500

Actual Accomplishments

Number assisted:

	Owner		Renter		Total		Person	
	Total	Hispanic	Total	Hispanic	Total	Hispanic	Total	Hispanic
White:	0	0	0	0	0	0	403	27
Black/African American:	0	0	0	0	0	0	575	9
Asian:	0	0	0	0	0	0	18	0
American Indian/Alaskan Native:	0	0	0	0	0	0	1	0
Native Hawaiian/Other Pacific Islander:	0	0	0	0	0	0	22	1
American Indian/Alaskan Native & White:	0	0	0	0	0	0	12	1
Asian White:	0	0	0	0	0	0	1	0
Black/African American & White:	0	0	0	0	0	0	21	1
American Indian/Alaskan Native & Black/African American:	0	0	0	0	0	0	5	2
Other multi-racial:	0	0	0	0	0	0	227	15




U.S. Department of Housing and Urban Development  
 Office of Community Planning and Development  
 Integrated Disbursement and Information System  
 CDBG Activity Summary Report (GPR) for Program Year 2018  
 MORENO VALLEY

Date: 08-Nov-2019  
 Time: 11:06  
 Page: 28

Asian/Pacific Islander:	0	0	0	0	0	0	0	0
Hispanic:	0	0	0	0	0	0	0	0
Total:	0	0	0	0	0	0	1,285	56
Female-headed Households:	0		0		0			
Income Category:								
	Owner	Renter	Total	Person				
Extremely Low	0	0	0	906				
Low Mod	0	0	0	155				
Moderate	0	0	0	139				
Non Low Moderate	0	0	0	85				
Total	0	0	0	1,285				
Percent Low/Mod	93.4%							

Annual Accomplishments

Years	Accomplishment Narrative	# Benefiting
2017	The subrecipient have expanded the number of career preparedness workshops. They have also introduced entrepreneur and small business workshops, added career assesment software that will help guide jobseeker. There is a focus on reaching out to the community to learn about the service the ERC offers as well. Another new workshop offered was LinkedIn for Students that has been added to other career preparedness workshops.	



U.S. Department of Housing and Urban Development  
 Office of Community Planning and Development  
 Integrated Disbursement and Information System  
 CDBG Activity Summary Report (GPR) for Program Year 2018  
 MORENO VALLEY

Date: 08-Nov-2019  
 Time: 11:06  
 Page: 29

PGM Year: 2017  
 Project: 0017 - 2017 VOICES FOR CHILDREN, COURT APPOINTED SPECIAL ADVOCATES (CASA) PROGRAM  
 IDIS Activity: 914 - CASA Program (2017)

Status: Completed 8/27/2018 12:00:00 AM  
 Location: 5555 Arlington Ave Riverside, CA 92504-2506  
 Objective: Create suitable living environments  
 Outcome: Availability/accessibility  
 Matrix Code: Abused and Neglected Children (05N) National Objective: LMC

Initial Funding Date: 01/04/2018

Description:  
 CDBG will fund a volunteer Court Appointed Special Advocate (CASA) to 12 foster children in the City of Moreno Valley for a full year, representing 1,440 hours of direct advocacy service.  
 Five full-time professionals provide the critical staffing support for our CASA Program in Riverside County (one Program Director, one Recruitment and Training Coordinator and three Advocacy Supervisors), and this CDBG grant would partially fund salaries for the staff members directing and supervising the advocacy work of CASAs matched with Moreno Valley foster children.

Financing

	Fund Type	Grant Year	Grant	Funded Amount	Drawn In Program Year	Drawn Thru Program Year
		Pre-2015				
CDBG	EN	2014	B14MC060567	\$25,000.00	\$0.00	\$0.00
Total	Total			\$25,000.00	\$0.00	\$25,000.00


Proposed Accomplishments

People (General) : 12

Actual Accomplishments

Number assisted:	Owner		Renter		Total		Person	
	Total	Hispanic	Total	Hispanic	Total	Hispanic	Total	Hispanic
White:	0	0	0	0	0	0	15	12
Black/African American:	0	0	0	0	0	0	8	1
Asian:	0	0	0	0	0	0	0	0
American Indian/Alaskan Native:	0	0	0	0	0	0	2	0
Native Hawaiian/Other Pacific Islander:	0	0	0	0	0	0	0	0
American Indian/Alaskan Native & White:	0	0	0	0	0	0	0	0
Asian White:	0	0	0	0	0	0	0	0
Black/African American & White:	0	0	0	0	0	0	0	0
American Indian/Alaskan Native & Black/African American:	0	0	0	0	0	0	0	0
Other multi-racial:	0	0	0	0	0	0	1	0
Asian/Pacific Islander:	0	0	0	0	0	0	0	0






U.S. Department of Housing and Urban Development  
 Office of Community Planning and Development  
 Integrated Disbursement and Information System  
 CDBG Activity Summary Report (GPR) for Program Year 2018  
 MORENO VALLEY

Date: 08-Nov-2019  
 Time: 11:06  
 Page: 30

Hispanic:	0	0	0	0	0	0	0	0
Total:	0	0	0	0	0	0	26	13
Female-headed Households:	0		0		0			
Income Category:								
	Owner	Renter	Total		Person			
Extremely Low	0	0	0		26			
Low Mod	0	0	0		0			
Moderate	0	0	0		0			
Non Low Moderate	0	0	0		0			
Total	0	0	0		26			
Percent Low/Mod					100.0%			

Annual Accomplishments

Years	Accomplishment Narrative	# Benefiting
2017	The funding from CDBG has directly provided vital Court and community advocacy services for 26 Moreno Valley-based children living in Riverside County foster care; this grant has funded CASAs for 22 of these children and case monitoring and assessment for an additional four children. The program participants had professional advocates and expertly-trained volunteer Court Appointed Special Advocates (CASAs) that consistently looked for their best interests and promoted their safety, and recovery from the trauma of abuse, neglect, and abandonment.	



U.S. Department of Housing and Urban Development  
 Office of Community Planning and Development  
 Integrated Disbursement and Information System  
 CDBG Activity Summary Report (GPR) for Program Year 2018  
 MORENO VALLEY

Date: 08-Nov-2019  
 Time: 11:06  
 Page: 31

PGM Year: 2017  
 Project: 0018 - 2017 RIVERSIDE AREA RAPE CRISIS CENTER CHILD ABUSE PREVENTION & EDUCATION PROGRAM  
 IDIS Activity: 915 - Riverside Rape Crisis Child Abuse Prevention Program

Status: Completed 8/27/2018 12:00:00 AM Objective: Create suitable living environments  
 Location: 1845 Chicago Avenue Suite A Riverside, CA 92507 Outcome: Availability/accessibility  
 Matrix Code: Youth Services (05D) National Objective: LMC

Initial Funding Date: 01/01/2018

Description:

The Riverside Area Rape Crisis Center provides child abuse education and prevention programs through the Moreno Valley schools. The Rape Crisis Center also provides supportive services to victims of abuse and to their families.

Financing

	Fund Type	Grant Year	Grant	Funded Amount	Drawn In Program Year	Drawn Thru Program Year
CDBG	EN	Pre-2015		\$10,000.00	\$0.00	\$0.00
		2014	B14MC060567		\$0.00	\$10,000.00
<b>Total</b>	<b>Total</b>			<b>\$10,000.00</b>	<b>\$0.00</b>	<b>\$10,000.00</b>


Proposed Accomplishments

People (General) : 5,440

Actual Accomplishments

Number assisted:

	Owner		Renter		Total		Person	
	Total	Hispanic	Total	Hispanic	Total	Hispanic	Total	Hispanic
White:	0	0	0	0	0	0	2,512	2,276
Black/African American:	0	0	0	0	0	0	473	0
Asian:	0	0	0	0	0	0	68	0
American Indian/Alaskan Native:	0	0	0	0	0	0	29	2
Native Hawaiian/Other Pacific Islander:	0	0	0	0	0	0	21	5
American Indian/Alaskan Native & White:	0	0	0	0	0	0	41	2
Asian White:	0	0	0	0	0	0	14	9
Black/African American & White:	0	0	0	0	0	0	29	13
American Indian/Alaskan Native & Black/African American:	0	0	0	0	0	0	8	8
Other multi-racial:	0	0	0	0	0	0	1,191	488
Asian/Pacific Islander:	0	0	0	0	0	0	0	0
Hispanic:	0	0	0	0	0	0	0	0
<b>Total:</b>	<b>0</b>	<b>0</b>	<b>0</b>	<b>0</b>	<b>0</b>	<b>0</b>	<b>4,386</b>	<b>2,803</b>




U.S. Department of Housing and Urban Development  
 Office of Community Planning and Development  
 Integrated Disbursement and Information System  
 CDBG Activity Summary Report (GPR) for Program Year 2018  
 MORENO VALLEY

Date: 08-Nov-2019  
 Time: 11:06  
 Page: 32

Female-headed Households:			0	0	0
Income Category:					
	Owner	Renter	Total		Person
Extremely Low	0	0	0		0
Low Mod	0	0	0		4,386
Moderate	0	0	0		0
Non Low Moderate	0	0	0		0
Total	0	0	0		4,386
Percent Low/Mod					100.0%

Annual Accomplishments

Years	Accomplishment Narrative	# Benefiting
2017	A total of 4,386 people have been served which is composed of elementary, middle school, high school, and special ed. students (with teachers and some adults).  To date, a total of 39 presentations were made in Moreno Valley.	



U.S. Department of Housing and Urban Development  
 Office of Community Planning and Development  
 Integrated Disbursement and Information System  
 CDBG Activity Summary Report (GPR) for Program Year 2018  
 MORENO VALLEY

Date: 08-Nov-2019  
 Time: 11:06  
 Page: 33

PGM Year: 2017  
 Project: 0019 - FAIR HOUSING SERVICES, FAIR HOUSING COUNCIL OF RIVERSIDE COUNTY  
 IDIS Activity: 916 - Fair Housing Discrimination Services

Status: Completed 8/27/2018 12:00:00 AM  
 Location: 23890 Alessandro Blvd Ste A1 Moreno Valley, CA 92553-8801  
 Objective: Create suitable living environments  
 Outcome: Availability/accessibility  
 Matrix Code: Fair Housing Activities (if CDBG, then subject to 15% cap) (05J)  
 National Objective: LMC

Initial Funding Date: 12/28/2017

Description:

THE FAIR HOUSING FHCRC OF RIVERSIDE COUNTY, INC., (FHCRC) proposes to offer a full menu of fairhousing services which affirmatively address and promote fair housing rights and obligations as defined and articulated under the Federal Fair Housing Act and the California State Law Enactments under the Rumford and Unruh Civil Rights Acts. FHCRC's Mission is to provide comprehensive services which affirmatively address and promote fairhousing (anti-discrimination) rights and further other housing opportunities for all persons without regard to race, color, age, national origin, religion, sex, familial status (presence of children), disability, ancestry, marital status, or other arbitrary factors. The Mission is accomplished through three component areas under both ANTIDISCRIMINATION and LANDLORDTENANT services.

- These three components are: 1. Education; 2. Training and Technical Assistance; 3. Enforcement

	Fund Type	Grant Year	Grant	Funded Amount	Drawn In Program Year	Drawn Thru Program Year
CDBG	EN	Pre-2015		\$37,339.00	\$0.00	\$0.00
		2014	B14MC060567		\$0.00	\$37,339.00
Total	Total			\$37,339.00	\$0.00	\$37,339.00

Proposed Accomplishments

People (General) : 220


Actual Accomplishments

Number assisted:

	Owner		Renter		Total		Person	
	Total	Hispanic	Total	Hispanic	Total	Hispanic	Total	Hispanic
White:	0	0	0	0	0	0	27	10
Black/African American:	0	0	0	0	0	0	43	0
Asian:	0	0	0	0	0	0	3	0
American Indian/Alaskan Native:	0	0	0	0	0	0	0	0
Native Hawaiian/Other Pacific Islander:	0	0	0	0	0	0	0	0
American Indian/Alaskan Native & White:	0	0	0	0	0	0	0	0
Asian White:	0	0	0	0	0	0	1	1
Black/African American & White:	0	0	0	0	0	0	0	0

PR03 - MORENO VALLEY

Page: 33 of 129



U.S. Department of Housing and Urban Development  
 Office of Community Planning and Development  
 Integrated Disbursement and Information System  
 CDBG Activity Summary Report (GPR) for Program Year 2018  
 MORENO VALLEY

Date: 08-Nov-2019  
 Time: 11:06  
 Page: 34


American Indian/Alaskan Native & Black/African American:	0	0	0	0	0	0	0	0
Other multi-racial:	0	0	0	0	0	0	2	1
Asian/Pacific Islander:	0	0	0	0	0	0	0	0
Hispanic:	0	0	0	0	0	0	0	0
Total:	0	0	0	0	0	0	76	12

Female-headed Households: 0 0 0 0

Income Category:	Owner	Renter	Total	Person
Extremely Low	0	0	0	23
Low Mod	0	0	0	24
Moderate	0	0	0	28
Non Low Moderate	0	0	0	1
Total	0	0	0	76
Percent Low/Mod				98.7%

Annual Accomplishments

Years	Accomplishment Narrative	# Benefiting
2017	Through Fair Housing Council of Riverside County (FHCRC) mission under both Anti-Discrimination and Landlord/Tenant utilizing our three components of Education, Training/Technical Assistance and Enforcement. So far, under Fair Housing Discrimination, the subrecipient have been able to serve Moreno Valley residents needing new and continuing access to Fair Housing services to about 76 program participants.	



U.S. Department of Housing and Urban Development  
 Office of Community Planning and Development  
 Integrated Disbursement and Information System  
 CDBG Activity Summary Report (GPR) for Program Year 2018  
 MORENO VALLEY

Date: 08-Nov-2019  
 Time: 11:06  
 Page: 35

PGM Year: 2017  
 Project: 0019 - FAIR HOUSING SERVICES, FAIR HOUSING COUNCIL OF RIVERSIDE COUNTY  
 IDIS Activity: 917 - Fair Housing-Landlord/Tenant Counseling

Status: Completed 8/27/2018 12:00:00 AM Objective: Create suitable living environments  
 Location: 23890 Alessandro Blvd Ste A1 Ste. A-1 Moreno Valley, CA Outcome: Availability/accessibility  
 92553-8801 Matrix Code: Tenant/Landlord Counseling (05K) National Objective: LMC

Initial Funding Date: 12/28/2017

Description:

The Fair Housing Council of Riverside County will provide a full range of fair housing services that promote fair housing rights, obligations and landlord tenant services through the 3 basic areas of education, training, and enforcement.

Services will include providing education and outreach information to the public, and providing assistance to victims of housing discrimination.

Financing

	Fund Type	Grant Year	Grant	Funded Amount	Drawn In Program Year	Drawn Thru Program Year
		Pre-2015				
CDBG	EN			\$17,965.52	\$0.00	\$0.00
		2014	B14MC060567		\$0.00	\$17,965.52
Total	Total			\$17,965.52	\$0.00	\$17,965.52

Proposed Accomplishments

People (General) : 4,500


Actual Accomplishments

Number assisted:

	Owner		Renter		Total		Person	
	Total	Hispanic	Total	Hispanic	Total	Hispanic	Total	Hispanic
White:	0	0	0	0	0	0	1,726	367
Black/African American:	0	0	0	0	0	0	1,671	2
Asian:	0	0	0	0	0	0	55	0
American Indian/Alaskan Native:	0	0	0	0	0	0	0	0
Native Hawaiian/Other Pacific Islander:	0	0	0	0	0	0	11	0
American Indian/Alaskan Native & White:	0	0	0	0	0	0	14	0
Asian White:	0	0	0	0	0	0	0	0
Black/African American & White:	0	0	0	0	0	0	10	9
American Indian/Alaskan Native & Black/African American:	0	0	0	0	0	0	6	0
Other multi-racial:	0	0	0	0	0	0	129	22
Asian/Pacific Islander:	0	0	0	0	0	0	0	0
Hispanic:	0	0	0	0	0	0	0	0
Total:	0	0	0	0	0	0	3,622	400

PR03 - MORENO VALLEY

Page: 35 of 129




U.S. Department of Housing and Urban Development  
Office of Community Planning and Development  
Integrated Disbursement and Information System  
CDBG Activity Summary Report (GPR) for Program Year 2018  
MORENO VALLEY

Date: 08-Nov-2019  
Time: 11:06  
Page: 36

Female-headed Households:			0	0	0
Income Category:	Owner	Renter	Total	Person	
Extremely Low	0	0	0	1,372	
Low Mod	0	0	0	1,447	
Moderate	0	0	0	568	
Non Low Moderate	0	0	0	235	
Total	0	0	0	3,622	
Percent Low/Mod				93.5%	

Annual Accomplishments

Years	Accomplishment Narrative	# Benefiting
2017	Through Fair Housing Council of Riverside County (FHCRC) utilizing the three components of Education, Training/Technical Assistance and Enforcement, 3,622 people were served.	



U.S. Department of Housing and Urban Development  
 Office of Community Planning and Development  
 Integrated Disbursement and Information System  
 CDBG Activity Summary Report (GPR) for Program Year 2018  
 MORENO VALLEY

Date: 08-Nov-2019  
 Time: 11:06  
 Page: 37

PGM Year: 2017  
 Project: 0021 - LIBERTY LANE IMPROVEMENTS  
 IDIS Activity: 919 - Liberty Lane Improvements

Status: Open Objective: Create suitable living environments  
 Location: 14177 Frederick St Moreno Valley, CA 92553-9014 Outcome: Availability/accessibility  
 Matrix Code: Sidewalks (03L) National Objective: LMA

Initial Funding Date: 06/07/2018

Description:

The project involves constructing approximately 240 feet of concrete sidewalk per City standard to provide a continuing walkway for pedestrians, students and meet requirement of the Momentum Moval Strategic Plan.  
 The project site is located within the City's CDBG target area.  
 FY 1718 CDBG funds will be used to complete environmental clearance, design and construction of the project.  
 The environmental clearance and design are anticipated to be completed in November 2017.  
 Construction is anticipated to begin in February 2018, and completed by June 2018.

Financing

	Fund Type	Grant Year	Grant	Funded Amount	Drawn In Program Year	Drawn Thru Program Year
CDBG	EN	2017	B17MC060567	\$31,193.00	\$27,278.67	\$29,917.51
Total	Total			\$31,193.00	\$27,278.67	\$29,917.51


Proposed Accomplishments

Public Facilities : 300  
 Total Population in Service Area: 1,795  
 Census Tract Percent Low / Mod: 67.97

Annual Accomplishments

Years	Accomplishment Narrative	# Benefiting
2017	Design is estimated to be completed at the end of August 2018. Design was delayed due to our Citywide Pavement Rehabilitation project, which is currently the highest priority. Design is 90% completed. Construction is estimated to start in early 2019.	





U.S. Department of Housing and Urban Development  
 Office of Community Planning and Development  
 Integrated Disbursement and Information System  
 CDBG Activity Summary Report (GPR) for Program Year 2018  
 MORENO VALLEY

Date: 08-Nov-2019  
 Time: 11:06  
 Page: 38

PGM Year: 2017  
 Project: 0022 - ADA IMPROVEMENT AT THE SENIOR CENTER  
 IDIS Activity: 920 - ADA Improvement at the Senior Center

Status: Open  
 Location: 25075 Fir Ave Moreno Valley, CA 92553-4118  
 Objective: Create suitable living environments  
 Outcome: Availability/accessibility  
 Matrix Code: Senior Centers (03A) National Objective: LMC

Initial Funding Date: 06/07/2018

Description:  
 This capital improvement project will fund the recommended Americans with Disabilities Act (ADA) corrections provided by the City's accessibility consultant Disability Access Consultants (DAC) in reference to the Senior Center facility.  
 Improvements will include parking lot upgrades to the curb ramps (slopes and warning strips), passenger loading zones (warning strips, access aisle), parking stalls (slopes, signing and striping), path of travel (sidewalks, patios and warning strips) and ramps to the entrance of the building (south entrance slope and handrails).  
 Additionally, included are improvements of all five restrooms which are in need of upgrades to the height and distance of the sinks, toilets, counters, partitions, etc.

Financing

	Fund Type	Grant Year	Grant	Funded Amount	Drawn In Program Year	Drawn Thru Program Year
CDBG	EN	2017	B17MC060567	\$230,642.00	\$2,461.85	\$2,461.85
Total	Total			\$230,642.00	\$2,461.85	\$2,461.85


Proposed Accomplishments

Public Facilities : 200

Actual Accomplishments

Number assisted:

	Owner		Renter		Total		Person	
	Total	Hispanic	Total	Hispanic	Total	Hispanic	Total	Hispanic
White:	0	0	0	0	0	0	0	0
Black/African American:	0	0	0	0	0	0	0	0
Asian:	0	0	0	0	0	0	0	0
American Indian/Alaskan Native:	0	0	0	0	0	0	0	0
Native Hawaiian/Other Pacific Islander:	0	0	0	0	0	0	0	0
American Indian/Alaskan Native & White:	0	0	0	0	0	0	0	0
Asian White:	0	0	0	0	0	0	0	0
Black/African American & White:	0	0	0	0	0	0	0	0
American Indian/Alaskan Native & Black/African American:	0	0	0	0	0	0	0	0
Other multi-racial:	0	0	0	0	0	0	0	0
Asian/Pacific Islander:	0	0	0	0	0	0	0	0




U.S. Department of Housing and Urban Development  
Office of Community Planning and Development  
Integrated Disbursement and Information System  
CDBG Activity Summary Report (GPR) for Program Year 2018  
MORENO VALLEY

Date: 08-Nov-2019  
Time: 11:06  
Page: 39

Hispanic:	0	0	0	0	0	0	0	0
Total:	0	0	0	0	0	0	0	0
Female-headed Households:	0	0	0	0	0	0	0	0
Income Category:								
Extremely Low	0	0	0	0				
Low Mod	0	0	0	0				
Moderate	0	0	0	0				
Non Low Moderate	0	0	0	0				
Total	0	0	0	0				
Percent Low/Mod								

Annual Accomplishments

No data returned for this view. This might be because the applied filter excludes all data.



U.S. Department of Housing and Urban Development  
 Office of Community Planning and Development  
 Integrated Disbursement and Information System  
 CDBG Activity Summary Report (GPR) for Program Year 2018  
 MORENO VALLEY

Date: 08-Nov-2019  
 Time: 11:06  
 Page: 40

PGM Year: 2017  
 Project: 0024 - 2017 UNIVERSITY ENTERPRISES CORP., IE SMALL BUSINESS DEV. CTR (SBDC)  
 IDIS Activity: 922 - 2017 University Enterprises-Small Business Dev. CTR

Status: Completed 12/31/2018 12:00:00 AM Objective: Create economic opportunities  
 Location: 5500 University Pkwy San Bernardino, CA 92407-2318 Outcome: Availability/accessibility  
 Matrix Code: Micro-Enterprise Assistance (18C) National Objective: LMJ

Initial Funding Date: 12/28/2017

Description:  
 SBDC will provide business consulting and training to existing and start-up businesses and will create 10 low/moderate jobs, retain a minimum of 10 low/moderate jobs, provide local small businesses with 75 consultations, and train 90 persons as part of the business workshops.


	Fund Type	Grant Year	Grant	Funded Amount	Drawn In Program Year	Drawn Thru Program Year
CDBG	EN	Pre-2015		\$50,000.00	\$0.00	\$0.00
		2014	B14MC060567		\$17,455.69	\$50,000.00
<b>Total</b>	<b>Total</b>			<b>\$50,000.00</b>	<b>\$17,455.69</b>	<b>\$50,000.00</b>

Proposed Accomplishments

Jobs : 10

Actual Accomplishments

Number assisted:	Owner		Renter		Total		Person	
	Total	Hispanic	Total	Hispanic	Total	Hispanic	Total	Hispanic
White:	0	0	0	0	0	0	100	51
Black/African American:	0	0	0	0	0	0	52	0
Asian:	0	0	0	0	0	0	11	0
American Indian/Alaskan Native:	0	0	0	0	0	0	0	0
Native Hawaiian/Other Pacific Islander:	0	0	0	0	0	0	0	0
American Indian/Alaskan Native & White:	0	0	0	0	0	0	0	0
Asian White:	0	0	0	0	0	0	0	0
Black/African American & White:	0	0	0	0	0	0	0	0
American Indian/Alaskan Native & Black/African American:	0	0	0	0	0	0	0	0
Other multi-racial:	0	0	0	0	0	0	7	0
Asian/Pacific Islander:	0	0	0	0	0	0	0	0
Hispanic:	0	0	0	0	0	0	0	0
<b>Total:</b>	<b>0</b>	<b>0</b>	<b>0</b>	<b>0</b>	<b>0</b>	<b>0</b>	<b>170</b>	<b>51</b>




U.S. Department of Housing and Urban Development  
Office of Community Planning and Development  
Integrated Disbursement and Information System  
CDBG Activity Summary Report (GPR) for Program Year 2018  
MORENO VALLEY

Date: 08-Nov-2019  
Time: 11:06  
Page: 41

Female-headed Households:			0	0	0
Income Category:	Owner	Renter	Total	Person	
Extremely Low	0	0	0	14	
Low Mod	0	0	0	99	
Moderate	0	0	0	47	
Non Low Moderate	0	0	0	5	
Total	0	0	0	165	
Percent Low/Mod				97.0%	

Annual Accomplishments

Years	Accomplishment Narrative	# Benefiting
2017	During fiscal year, the program reported 30 jobs created and retained. In addition, 237 consultations were provided to over 88 clients for a total of 414 consulting hours. There were 101 and 62 new and existing businesses assisted, respectively. The program also offered 21 business workshops and seminars to 428 individuals.	
2018	From July 2018 To December 2018, the Inland Empire Small Business Development Center served 84 persons in 125 one on one consulting sessions, over 223 hours of consulting. The IESBDC also served 181 attendees in 9 workshops and provided 22 hours of training on business subjects. The IESBDC created 15 low/mod jobs.	



U.S. Department of Housing and Urban Development  
 Office of Community Planning and Development  
 Integrated Disbursement and Information System  
 CDBG Activity Summary Report (GPR) for Program Year 2018  
 MORENO VALLEY

Date: 08-Nov-2019  
 Time: 11:06  
 Page: 42

PGM Year: 2017  
 Project: 0025 - 2017 GRID ALTERNATIVES SOLAR AFFORDABLE HOUSING PROGRAM-19  
 IDIS Activity: 923 - Grid Alternatives Solar Program (2017)

Status: Completed 8/27/2018 12:00:00 AM Objective: Create suitable living environments  
 Location: 21719 Cottonwood Ave Moreno Valley, CA 92553-8172 Outcome: Sustainability  
 Matrix Code: Energy Efficiency Improvements (14F) National Objective: LMH

Initial Funding Date: 01/01/2018

Description:

GRID Alternatives will install solar electric systems in Moreno Valley for 10 low-income homeowners earning no more than 80% of AMI. These installations will be facilitated using GRID's job trainee and volunteer participants. Each solar installation generates "triple bottom line" results: long-term financial benefits for low-income families; hands-on experience for trainees in the rapidly expanding field of solar installation; and environmental benefits by eliminating greenhouse gas emissions. These installations will produce 1.2 million kWh(dc) of clean, renewable energy saving the homeowners about \$290,000 over the systems lifetime. These systems will also prevent 574 tons of greenhouse gases, equal to taking 110 cars off the road for 1 year.

Financing

	Fund Type	Grant Year	Grant	Funded Amount	Drawn In Program Year	Drawn Thru Program Year
CDBG	EN	Pre-2015		\$50,000.00	\$0.00	\$0.00
		2014	B14MC060567		\$0.00	\$50,000.00
Total	Total			\$50,000.00	\$0.00	\$50,000.00

Proposed Accomplishments

Housing Units : 10


Actual Accomplishments

Number assisted:

	Owner		Renter		Total		Person	
	Total	Hispanic	Total	Hispanic	Total	Hispanic	Total	Hispanic
White:	3	1	0	0	3	1	0	0
Black/African American:	3	0	0	0	3	0	0	0
Asian:	0	0	0	0	0	0	0	0
American Indian/Alaskan Native:	0	0	0	0	0	0	0	0
Native Hawaiian/Other Pacific Islander:	0	0	0	0	0	0	0	0
American Indian/Alaskan Native & White:	0	0	0	0	0	0	0	0
Asian White:	0	0	0	0	0	0	0	0
Black/African American & White:	0	0	0	0	0	0	0	0
American Indian/Alaskan Native & Black/African American:	0	0	0	0	0	0	0	0
Other multi-racial:	3	3	0	0	3	3	0	0
Asian/Pacific Islander:	0	0	0	0	0	0	0	0

PR03 - MORENO VALLEY

Page: 42 of 129




U.S. Department of Housing and Urban Development  
 Office of Community Planning and Development  
 Integrated Disbursement and Information System  
 CDBG Activity Summary Report (GPR) for Program Year 2018  
 MORENO VALLEY

Date: 08-Nov-2019  
 Time: 11:06  
 Page: 43

Hispanic:	0	0	0	0	0	0	0	0
Total:	9	4	0	0	9	4	0	0
Female-headed Households:	5		0		5			
Income Category:								
	Owner	Renter	Total		Person			
Extremely Low	2	0	2		0			
Low Mod	7	0	7		0			
Moderate	0	0	0		0			
Non Low Moderate	0	0	0		0			
Total	9	0	9		0			
Percent Low/Mod	100.0%		100.0%					

Annual Accomplishments

Years	Accomplishment Narrative	# Benefiting
2017	GRID Alternatives have successfully installed solar electric systems in Moreno Valley for 9 low-income homeowners earning no more than 80% of AMI. The installations were also facilitated using 27 job trainee and 53 volunteer participants.	



U.S. Department of Housing and Urban Development  
 Office of Community Planning and Development  
 Integrated Disbursement and Information System  
 CDBG Activity Summary Report (GPR) for Program Year 2018  
 MORENO VALLEY

Date: 08-Nov-2019  
 Time: 11:06  
 Page: 44

PGM Year: 2017  
 Project: 0027 - TRAFFIC SIGNAL PROJECT AT ALESSANDRO BLVD. AND GRANT ST.  
 IDIS Activity: 925 - Traffic Signal at Alessandro Blvd and Grant St (DESIGN PHASE)

Status: Open Objective: Create suitable living environments  
 Location: 14177 Frederick St Moreno Valley, CA 92553-9014 Outcome: Availability/accessibility  
 Matrix Code: Street Improvements (03K) National Objective: LMA

Initial Funding Date: 06/07/2018

Description:

The project involves the Installation of new traffic signal and related street improvements for the intersection located at Alessandro Boulevard and Grant Street within the CDBG Target Area.

CDBG Fund for this activity will be utilized for Engineering & Design.

Financing


	Fund Type	Grant Year	Grant	Funded Amount	Drawn In Program Year	Drawn Thru Program Year
CDBG	EN	2017	B17MC060567	\$82,153.06	\$36,143.95	\$82,153.06
Total	Total			\$82,153.06	\$36,143.95	\$82,153.06

Proposed Accomplishments

People (General) : 15,000  
 Total Population in Service Area: 85,650  
 Census Tract Percent Low / Mod: 63.93

Annual Accomplishments

No data returned for this view. This might be because the applied filter excludes all data.



U.S. Department of Housing and Urban Development  
 Office of Community Planning and Development  
 Integrated Disbursement and Information System  
 CDBG Activity Summary Report (GPR) for Program Year 2018  
 MORENO VALLEY

Date: 08-Nov-2019  
 Time: 11:06  
 Page: 45

PGM Year: 2017  
 Project: 0053 - 2017 THE SALVATION ARMY (CDBG Neighborhood Cleanup)  
 IDIS Activity: 937 - THE SALVATION ARMY 2017 (CDBG Neighborhood Cleanup)

Status: Completed 11/30/2018 12:00:00 AM Objective: Create suitable living environments  
 Location: 14068 Graham St Moreno Valley, CA 92553-8830 Outcome: Sustainability  
 Matrix Code: Interim Assistance (06) National Objective: LMA

Initial Funding Date: 12/28/2017

Description:

The goal of this program is to provide employment to five individuals weekly for 90 days each. This requires identifying qualifying individuals, helping them obtain the necessary documents to be employable and transporting them to the work site while providing supervision of the work site.  
 As a result of this program and the case management aspect, homeless individuals will have gained work experience, documentation necessary for employment, confidence to reenter the workforce and possibly permanent housing.  
 The work that the homeless individuals will be doing includes clean-up of areas within the city of Moreno Valley.  
 Activity completed on November 2018.  
 Funding reduced from \$30,000.00 to \$22,418.35.  
 (NL)

Financing

	Fund Type	Grant Year	Grant	Funded Amount	Drawn In Program Year	Drawn Thru Program Year
		Pre-2015				
CDBG	EN	2014	B14MC060567	\$22,418.35	\$0.00	\$0.00
Total	Total			\$22,418.35	\$11,700.12	\$22,418.35

Proposed Accomplishments

People (General) : 50  
 Total Population in Service Area: 84,335  
 Census Tract Percent Low / Mod: 64.05

Annual Accomplishments

Years	Accomplishment Narrative	# Benefitting
2017	As of June 30, 2018, The Salvation Army have had six participants complete the full program. There are five homeless participants currently employed in this interim assistance program.	
2018	From July 2018 to November 30, 2018, The Salvation Army had six participants complete the full program. There a total of 12 homeless participants currently employed in this interim assistance program. A total of 23 individuals were able to be referred to Adult Rehab assistance.	





U.S. Department of Housing and Urban Development  
 Office of Community Planning and Development  
 Integrated Disbursement and Information System  
 CDBG Activity Summary Report (GPR) for Program Year 2018  
 MORENO VALLEY

Date: 08-Nov-2019  
 Time: 11:06  
 Page: 46

PGM Year: 2017  
 Project: 0009 - 2017 FAMILY SERVICES ASSOCIATION, MORE THAN A MEAL PROGRAM FOR SENIORS  
 IDIS Activity: 939 - FSA More Than a Meal (2017)

Status: Completed 8/27/2018 12:00:00 AM  
 Location: 21250 Box Springs Rd Moreno Valley, CA 92557  
 Objective: Create suitable living environments  
 Outcome: Availability/accessibility  
 Matrix Code: Senior Services (05A)  
 National Objective: LMC

Initial Funding Date: 01/01/2018

Description:  
 The Family Services Association will offer a Meals on Wheels program for bedridden senior/elderly individuals to help with their basic nutritional needs/well-being.  
 Financing

	Fund Type	Grant Year	Grant	Funded Amount	Drawn In Program Year	Drawn Thru Program Year
		Pre-2015				
CDBG	EN			\$10,000.00	\$0.00	\$0.00
		2014	B14MC060567		\$0.00	\$10,000.00
<b>Total</b>	<b>Total</b>			<b>\$10,000.00</b>	<b>\$0.00</b>	<b>\$10,000.00</b>

Proposed Accomplishments

People (General) : 30

Actual Accomplishments

Number assisted:	Owner		Renter		Total		Person	
	Total	Hispanic	Total	Hispanic	Total	Hispanic	Total	Hispanic
White:	0	0	0	0	0	0	152	46
Black/African American:	0	0	0	0	0	0	151	4
Asian:	0	0	0	0	0	0	37	4
American Indian/Alaskan Native:	0	0	0	0	0	0	0	0
Native Hawaiian/Other Pacific Islander:	0	0	0	0	0	0	1	1
American Indian/Alaskan Native & White:	0	0	0	0	0	0	9	5
Asian White:	0	0	0	0	0	0	0	0
Black/African American & White:	0	0	0	0	0	0	0	0
American Indian/Alaskan Native & Black/African American:	0	0	0	0	0	0	0	0
Other multi-racial:	0	0	0	0	0	0	229	192
Asian/Pacific Islander:	0	0	0	0	0	0	0	0
Hispanic:	0	0	0	0	0	0	0	0
<b>Total:</b>	<b>0</b>	<b>0</b>	<b>0</b>	<b>0</b>	<b>0</b>	<b>0</b>	<b>579</b>	<b>252</b>
Female-headed Households:	0		0		0			

PR03 - MORENO VALLEY

Page: 46 of 129



U.S. Department of Housing and Urban Development  
Office of Community Planning and Development  
Integrated Disbursement and Information System  
CDBG Activity Summary Report (GPR) for Program Year 2018  
MORENO VALLEY

Date: 08-Nov-2019  
Time: 11:06  
Page: 47

Income Category:	Owner	Renter	Total	Person
Extremely Low	0	0	0	0
Low Mod	0	0	0	579
Moderate	0	0	0	0
Non Low Moderate	0	0	0	0
Total	0	0	0	579
Percent Low/Mod				100.0%

Annual Accomplishments

Years	Accomplishment Narrative	# Benefiting
2017	FSA serves meals to seniors in a group setting at the Moreno Valley Senior Center located at 25075 Fir Avenue. FSA also delivers meals to seniors who live in Moreno Valley and are homebound. for 2017-2018 program year, FSA has served 39,190 meals to these seniors. FSA also provided case management services to all seniors who are participating in the meal program. The case workers offered referrals for services such as , but not limited to, transportation, minor home repairs and in-home care. Year to date, July 1, 2017 through June 30, 2018, 40 Moreno Valley seniors have received case management.	



U.S. Department of Housing and Urban Development  
 Office of Community Planning and Development  
 Integrated Disbursement and Information System  
 CDBG Activity Summary Report (GPR) for Program Year 2018  
 MORENO VALLEY

Date: 08-Nov-2019  
 Time: 11:06  
 Page: 48

PGM Year: 2017  
 Project: 0026 - 2017 HABITAT FOR HUMANITY BRUSH OF KINDNESS CRITICAL HOME REPAIR PROGRAM  
 IDIS Activity: 940 - A Brush with Kindness (ABWK) 2017

Status: Completed 8/27/2018 12:00:00 AM Objective: Create suitable living environments  
 Location: 14890 Perris Blvd Sky Trails #70 Moreno Valley, CA 92553-7118 Outcome: Availability/accessibility  
 Matrix Code: Rehab; Single-Unit Residential (14A) National Objective: LMH

Initial Funding Date: 01/01/2018

Description:

A Brush with Kindness is a onetime exterior home preservation services that offers exterior painting, landscaping, and minor exterior repairs for homeowners in need. The minor repairs consist of skirting, trim, steps, entrance, and porch deck repairs to ensure safety and health compliance and improve accessibility. ABWK helps homeowners impacted by age, disability, and family circumstances who struggle to maintain the exterior of their homes, reclaim their homes with pride and dignity. The program will assist ten households (mobile homes and onestory single family homeowners) in the low to moderate income range.

Financing

	Fund Type	Grant Year	Grant	Funded Amount	Drawn In Program Year	Drawn Thru Program Year
CDBG	EN	Pre-2015		\$10,000.00	\$0.00	\$0.00
		2014	B14MC060567		\$0.00	\$10,000.00
Total	Total			\$10,000.00	\$0.00	\$10,000.00

Proposed Accomplishments

Housing Units : 10

Actual Accomplishments

Number assisted:

	Owner		Renter		Total		Person	
	Total	Hispanic	Total	Hispanic	Total	Hispanic	Total	Hispanic
White:	5	3	0	0	5	3	0	0
Black/African American:	1	0	0	0	1	0	0	0
Asian:	1	0	0	0	1	0	0	0
American Indian/Alaskan Native:	0	0	0	0	0	0	0	0
Native Hawaiian/Other Pacific Islander:	0	0	0	0	0	0	0	0
American Indian/Alaskan Native & White:	0	0	0	0	0	0	0	0
Asian White:	0	0	0	0	0	0	0	0
Black/African American & White:	0	0	0	0	0	0	0	0
American Indian/Alaskan Native & Black/African American:	0	0	0	0	0	0	0	0
Other multi-racial:	0	0	0	0	0	0	0	0
Asian/Pacific Islander:	0	0	0	0	0	0	0	0
Hispanic:	0	0	0	0	0	0	0	0



U.S. Department of Housing and Urban Development  
 Office of Community Planning and Development  
 Integrated Disbursement and Information System  
 CDBG Activity Summary Report (GPR) for Program Year 2018  
 MORENO VALLEY

Date: 08-Nov-2019  
 Time: 11:06  
 Page: 49

Total:									
Female-headed Households:									
Income Category:	Owner	Renter	Total	Person					
Extremely Low	3	0	3	0					
Low Mod	1	0	1	0					
Moderate	3	0	3	0					
Non Low Moderate	0	0	0	0					
Total	7	0	7	0					
Percent Low/Mod	100.0%		100.0%						

Annual Accomplishments

Years	Accomplishment Narrative	# Benefiting
2017	Habitat for Humanity Riverside completed rehabilitation for 8 eligible housing units.	



U.S. Department of Housing and Urban Development  
 Office of Community Planning and Development  
 Integrated Disbursement and Information System  
 CDBG Activity Summary Report (GPR) for Program Year 2018  
 MORENO VALLEY

Date: 08-Nov-2019  
 Time: 11:06  
 Page: 50

PGM Year: 2017  
 Project: 0007 - 2017 CDBG PROGRAM ADMINISTRATION  
 IDIS Activity: 941 - CDBG Program Administration 2017

Status: Completed 7/31/2019 7:22:42 PM  
 Location: ,  
 Objective:  
 Outcome:  
 Matrix Code: General Program Administration (21A) National Objective:

Initial Funding Date: 04/18/2018

Description:  
 Comprehensive planning and administration of the CDBG program.  
 Daily administration of the CDBG program including but not limited to: IDIS updates; implementation of the Citizen Participation Plan for needs assessment and project selection; preparation of the annual Action Plan; preparation of the year-end CAPER report; on-site monitoring of Subrecipients.  
 Financing

	Fund Type	Grant Year	Grant	Funded Amount	Drawn In Program Year	Drawn Thru Program Year
CDBG	EN	2016	B16MC060567	\$215,420.41	\$161,400.74	\$215,420.41
		2017	B17MC060567	\$172,762.79	\$168,869.49	\$172,762.79
<b>Total</b>	<b>Total</b>			<b>\$388,183.20</b>	<b>\$330,270.23</b>	<b>\$388,183.20</b>

Proposed Accomplishments

Actual Accomplishments

Number assisted:	Owner		Renter		Total		Person	
	Total	Hispanic	Total	Hispanic	Total	Hispanic	Total	Hispanic
White:					0	0		
Black/African American:					0	0		
Asian:					0	0		
American Indian/Alaskan Native:					0	0		
Native Hawaiian/Other Pacific Islander:					0	0		
American Indian/Alaskan Native & White:					0	0		
Asian White:					0	0		
Black/African American & White:					0	0		
American Indian/Alaskan Native & Black/African American:					0	0		
Other multi-racial:					0	0		
Asian/Pacific Islander:					0	0		
Hispanic:					0	0		
<b>Total:</b>	<b>0</b>	<b>0</b>	<b>0</b>	<b>0</b>	<b>0</b>	<b>0</b>	<b>0</b>	<b>0</b>



U.S. Department of Housing and Urban Development  
Office of Community Planning and Development  
Integrated Disbursement and Information System  
CDBG Activity Summary Report (GPR) for Program Year 2018  
MORENO VALLEY

Date: 08-Nov-2019  
Time: 11:06  
Page: 51

Female-headed Households:

0

Income Category:	Owner	Renter	Total	Person
Extremely Low			0	
Low Mod			0	
Moderate			0	
Non Low Moderate			0	
Total	0	0	0	0
Percent Low/Mod				

Annual Accomplishments

No data returned for this view. This might be because the applied filter excludes all data.



U.S. Department of Housing and Urban Development  
 Office of Community Planning and Development  
 Integrated Disbursement and Information System  
 CDBG Activity Summary Report (GPR) for Program Year 2018  
 MORENO VALLEY

Date: 08-Nov-2019  
 Time: 11:06  
 Page: 52

PGM Year: 2017  
 Project: 0023 - NEIGHBORHOOD CODE ENFORCEMENT IN CDBG TARGET AREAS  
 IDIS Activity: 943 - 2017 Neighborhood Code Enforcement / Rental Property

Status: Completed 8/27/2018 12:00:00 AM Objective: Create suitable living environments  
 Location: 14177 Frederick St Moreno Valley, CA 92553-9014 Outcome: Sustainability  
 Matrix Code: Code Enforcement (15) National Objective: LMA

Initial Funding Date: 04/17/2018

Description:

Within the CDBG Target Areas, Code & Neighborhood Services personnel will provide an enhanced level of service to help eliminate substandard housing, blight, property deterioration, and to encourage revitalization of neighborhoods suffering from a proliferation of rental/foreclosed/vacant houses. Through the promotion of neighborhood participation and voluntary compliance, Officers and staff will work with property owners and residents, educating and encouraging them to get involved to help improve and preserve their neighborhoods. In addition, select staff will take a proactive approach to address health, safety and welfare issues, while working to safeguard and improve the stock of secure, sanitary and respectable rental housing. This service will be provided in an organized and efficient routine inspection manner and also give attention to unsafe and potentially dangerous conditions that can occur in rental housing.

Financing

	Fund Type	Grant Year	Grant	Funded Amount	Drawn In Program Year	Drawn Thru Program Year
CDBG	EN	Pre-2015		\$178,106.16	\$0.00	\$0.00
		2014	B14MC060567		\$0.00	\$178,106.16
		2015	B15MC060567	\$103,573.59	\$0.00	\$103,573.59
		2016	B16MC060567	\$36,716.69	\$0.00	\$36,716.69
Total	Total			\$318,396.44	\$0.00	\$318,396.44

Proposed Accomplishments

Housing Units : 800  
 Total Population in Service Area: 85,650  
 Census Tract Percent Low / Mod: 63.93

Annual Accomplishments

Years	Accomplishment Narrative	# Benefiting
2017	City of Moreno Valley Code Enforcement continues to address deteriorated and deteriorating areas within the CDBG Target Areas in the City. Towards the goal of assisting 800 unduplicated household in the program year, the Code Enforcement have assisted 1,323 households as of March 31, 2018.	



U.S. Department of Housing and Urban Development  
 Office of Community Planning and Development  
 Integrated Disbursement and Information System  
 CDBG Activity Summary Report (GPR) for Program Year 2018  
 MORENO VALLEY

Date: 08-Nov-2019  
 Time: 11:06  
 Page: 53

PGM Year: 2017  
 Project: 0027 - TRAFFIC SIGNAL PROJECT AT ALESSANDRO BLVD. AND GRANT ST.  
 IDIS Activity: 944 - Traffic Signal at Alessandro Blvd and Grant St (CONSTRUCTION PHASE)

Status: Open Objective: Create suitable living environments  
 Location: 14177 Frederick St 14177 Frederick St Moreno Valley, CA Outcome: Availability/accessibility  
 92553-9014 Matrix Code: Street Improvements (03K) National Objective: LMA

Initial Funding Date: 06/07/2018

Description:

The project involves the Installation of new traffic signal and related street improvements for the intersection located at Alessandro Boulevard and Grant Street within the CDBG Target Area.

CDBG Fund for this activity will be utilized for Construction Costs.

Financing

	Fund Type	Grant Year	Grant	Funded Amount	Drawn In Program Year	Drawn Thru Program Year
CDBG	EN	2017	B17MC060567	\$330,000.00	\$205,611.77	\$205,611.77
Total	Total			\$330,000.00	\$205,611.77	\$205,611.77

Proposed Accomplishments

Total Population in Service Area: 85,650  
 Census Tract Percent Low / Mod: 63.93

Annual Accomplishments

Years	Accomplishment Narrative	# Benefitting
2017	Right of Way dedication was obtained and recorded on July 13, 2018. Design is scheduled to be completed by the end of August 2018. Construction is scheduled to begin in the fall of 2018.	





U.S. Department of Housing and Urban Development  
 Office of Community Planning and Development  
 Integrated Disbursement and Information System  
 CDBG Activity Summary Report (GPR) for Program Year 2018  
 MORENO VALLEY

Date: 08-Nov-2019  
 Time: 11:06  
 Page: 54

PGM Year: 2017  
 Project: 0054 - CDBG MAIN LIBRARY ADA IMPROVEMENTS  
 IDIS Activity: 945 - Main Library ADA Improvements

Status: Open  
 Location: 25480 Alessandro Blvd Moreno Valley, CA 92553-4318  
 Objective: Create suitable living environments  
 Outcome: Availability/accessibility  
 Matrix Code: Other Public Improvements Not Listed in 03A-03S (03Z)  
 National Objective: LMA

Initial Funding Date: 06/07/2018

Description:

This capital improvement project will fund the recommended Americans with Disabilities Act (ADA) corrections provided by the City's accessibility consultant Disability Access Consultants (DAC) in reference to the Library facility. Improvements will include parking lot upgrades to the curb ramps (slopes and warning strips), passenger loading zones (warning strips, access aisle), parking stalls (slopes, signing and striping), path of travel (sidewalks, patios and warning strips), stairs (Installation of stairway and compliant handrail, treads, etc.) and ramps to the entrance of the building (length and width modifications & handrails). Additionally, included are improvements of restrooms which are in need of upgrades to the height and distance of the sinks, toilets, counters, partitions, etc, and installation of accessible lockers.

Financing

	Fund Type	Grant Year	Grant	Funded Amount	Drawn In Program Year	Drawn Thru Program Year
		Pre-2015				
CDBG	EN	2012	B12MC060567	\$7,994.35	\$0.00	\$0.00
		2014	B14MC060567		\$258.78	\$258.78
		2016	B16MC060567	\$21,003.56	\$0.00	\$0.00
		2017	B17MC060567	\$271,002.09	\$0.00	\$0.00
		Total	Total		\$300,000.00	\$2,622.86

Proposed Accomplishments

Public Facilities : 300  
 Total Population in Service Area: 84,260  
 Census Tract Percent Low / Mod: 63.87

Annual Accomplishments

No data returned for this view. This might be because the applied filter excludes all data.



U.S. Department of Housing and Urban Development  
 Office of Community Planning and Development  
 Integrated Disbursement and Information System  
 CDBG Activity Summary Report (GPR) for Program Year 2018  
 MORENO VALLEY

Date: 08-Nov-2019  
 Time: 11:06  
 Page: 55

PGM Year: 2017  
 Project: 0020 - CYCLE 7 ADA PEDESTRIAN ACCESS RAMPS (DESIGN & CONSTRUCTION)  
 IDIS Activity: 946 - Cycle 7 ADA Access Ramp - 1 - Champlain St/Ironwood Av

Status: Open  
 Location: 14177 Frederick St CA Moreno Valley, CA 92553-9014  
 Objective: Create suitable living environments  
 Outcome: Availability/accessibility  
 Matrix Code: Other Public Improvements Not Listed in 03A-03S (03Z)  
 National Objective: LMC

Initial Funding Date: 08/27/2018

Description:  
 Cycle 7 ADA Access Ramp - 1 - Champlain Stronwood Av  
 Financing

	Fund Type	Grant Year	Grant	Funded Amount	Drawn In Program Year	Drawn Thru Program Year
CDBG	EN	2017	B17MC060567	\$26,047.78	\$22,085.16	\$24,456.54
Total	Total			\$26,047.78	\$22,085.16	\$24,456.54

Proposed Accomplishments

Public Facilities : 500

Actual Accomplishments

Number assisted:

	Owner		Renter		Total		Person	
	Total	Hispanic	Total	Hispanic	Total	Hispanic	Total	Hispanic
White:	0	0	0	0	0	0	0	0
Black/African American:	0	0	0	0	0	0	0	0
Asian:	0	0	0	0	0	0	0	0
American Indian/Alaskan Native:	0	0	0	0	0	0	0	0
Native Hawaiian/Other Pacific Islander:	0	0	0	0	0	0	0	0
American Indian/Alaskan Native & White:	0	0	0	0	0	0	0	0
Asian White:	0	0	0	0	0	0	0	0
Black/African American & White:	0	0	0	0	0	0	0	0
American Indian/Alaskan Native & Black/African American:	0	0	0	0	0	0	0	0
Other multi-racial:	0	0	0	0	0	0	0	0
Asian/Pacific Islander:	0	0	0	0	0	0	0	0
Hispanic:	0	0	0	0	0	0	0	0
Total:	0	0	0	0	0	0	0	0
Female-headed Households:	0		0		0		0	



U.S. Department of Housing and Urban Development  
Office of Community Planning and Development  
Integrated Disbursement and Information System  
CDBG Activity Summary Report (GPR) for Program Year 2018  
MORENO VALLEY

Date: 08-Nov-2019  
Time: 11:06  
Page: 56

Income Category:	Owner	Renter	Total	Person
Extremely Low	0	0	0	0
Low Mod	0	0	0	0
Moderate	0	0	0	0
Non Low Moderate	0	0	0	0
Total	0	0	0	0
Percent Low/Mod				

Annual Accomplishments

No data returned for this view. This might be because the applied filter excludes all data.



U.S. Department of Housing and Urban Development  
 Office of Community Planning and Development  
 Integrated Disbursement and Information System  
 CDBG Activity Summary Report (GPR) for Program Year 2018  
 MORENO VALLEY

Date: 08-Nov-2019  
 Time: 11:06  
 Page: 57

PGM Year: 2017  
 Project: 0020 - CYCLE 7 ADA PEDESTRIAN ACCESS RAMPS (DESIGN & CONSTRUCTION)  
 IDIS Activity: 947 - CYCLE 7 ADA Access Ramp - 2- Kitching St/Hemlock Av

Status: Open  
 Location: 14177 Frederick St CA Moreno Valley, CA 92553-9014  
 Objective: Create suitable living environments  
 Outcome: Availability/accessibility  
 Matrix Code: Other Public Improvements Not Listed in 03A-03S (03Z)  
 National Objective: LMC

Initial Funding Date: 08/27/2018

Description:  
 CYCLE 7 ADA Access Ramp - 2- Kitching St/Hemlock Av  
 Financing

	Fund Type	Grant Year	Grant	Funded Amount	Drawn In Program Year	Drawn Thru Program Year
CDBG	EN	2017	B17MC060567	\$2,792.10	\$420.72	\$2,792.10
Total	Total			\$2,792.10	\$420.72	\$2,792.10

Proposed Accomplishments

People (General) : 500

Actual Accomplishments

Number assisted:

	Owner		Renter		Total		Person	
	Total	Hispanic	Total	Hispanic	Total	Hispanic	Total	Hispanic
White:	0	0	0	0	0	0	0	0
Black/African American:	0	0	0	0	0	0	0	0
Asian:	0	0	0	0	0	0	0	0
American Indian/Alaskan Native:	0	0	0	0	0	0	0	0
Native Hawaiian/Other Pacific Islander:	0	0	0	0	0	0	0	0
American Indian/Alaskan Native & White:	0	0	0	0	0	0	0	0
Asian White:	0	0	0	0	0	0	0	0
Black/African American & White:	0	0	0	0	0	0	0	0
American Indian/Alaskan Native & Black/African American:	0	0	0	0	0	0	0	0
Other multi-racial:	0	0	0	0	0	0	0	0
Asian/Pacific Islander:	0	0	0	0	0	0	0	0
Hispanic:	0	0	0	0	0	0	0	0
Total:	0	0	0	0	0	0	0	0
Female-headed Households:	0		0		0		0	



U.S. Department of Housing and Urban Development  
Office of Community Planning and Development  
Integrated Disbursement and Information System  
CDBG Activity Summary Report (GPR) for Program Year 2018  
MORENO VALLEY

Date: 08-Nov-2019  
Time: 11:06  
Page: 58

Income Category:	Owner	Renter	Total	Person
Extremely Low	0	0	0	0
Low Mod	0	0	0	0
Moderate	0	0	0	0
Non Low Moderate	0	0	0	0
Total	0	0	0	0
Percent Low/Mod				

Annual Accomplishments

No data returned for this view. This might be because the applied filter excludes all data.



U.S. Department of Housing and Urban Development  
 Office of Community Planning and Development  
 Integrated Disbursement and Information System  
 CDBG Activity Summary Report (GPR) for Program Year 2018  
 MORENO VALLEY

Date: 08-Nov-2019  
 Time: 11:06  
 Page: 59

PGM Year: 2017  
 Project: 0020 - CYCLE 7 ADA PEDESTRIAN ACCESS RAMPS (DESIGN & CONSTRUCTION)  
 IDIS Activity: 948 - Cycle 7 ADA Access Ramp - 3 - Laselle St/ Ironwood Av

Status: Open  
 Location: 14177 Frederick St CA Moreno Valley, CA 92553-9014  
 Objective: Create suitable living environments  
 Outcome: Availability/accessibility  
 Matrix Code: Other Public Improvements Not Listed in 03A-03S (03Z)  
 National Objective: LMC

Initial Funding Date: 08/27/2018

Description:  
 Cycle 7 ADA Access Ramp - 3 - Laselle St Ironwood Av  
 Financing

	Fund Type	Grant Year	Grant	Funded Amount	Drawn In Program Year	Drawn Thru Program Year
CDBG	EN	2017	B17MC060567	\$30,047.78	\$25,410.16	\$27,781.54
Total	Total			\$30,047.78	\$25,410.16	\$27,781.54

Proposed Accomplishments

Public Facilities : 500

Actual Accomplishments

Number assisted:

	Owner		Renter		Total		Person	
	Total	Hispanic	Total	Hispanic	Total	Hispanic	Total	Hispanic
White:	0	0	0	0	0	0	0	0
Black/African American:	0	0	0	0	0	0	0	0
Asian:	0	0	0	0	0	0	0	0
American Indian/Alaskan Native:	0	0	0	0	0	0	0	0
Native Hawaiian/Other Pacific Islander:	0	0	0	0	0	0	0	0
American Indian/Alaskan Native & White:	0	0	0	0	0	0	0	0
Asian White:	0	0	0	0	0	0	0	0
Black/African American & White:	0	0	0	0	0	0	0	0
American Indian/Alaskan Native & Black/African American:	0	0	0	0	0	0	0	0
Other multi-racial:	0	0	0	0	0	0	0	0
Asian/Pacific Islander:	0	0	0	0	0	0	0	0
Hispanic:	0	0	0	0	0	0	0	0
Total:	0	0	0	0	0	0	0	0
Female-headed Households:	0		0		0		0	



U.S. Department of Housing and Urban Development  
Office of Community Planning and Development  
Integrated Disbursement and Information System  
CDBG Activity Summary Report (GPR) for Program Year 2018  
MORENO VALLEY

Date: 08-Nov-2019  
Time: 11:06  
Page: 60

Income Category:	Owner	Renter	Total	Person
Extremely Low	0	0	0	0
Low Mod	0	0	0	0
Moderate	0	0	0	0
Non Low Moderate	0	0	0	0
Total	0	0	0	0
Percent Low/Mod				

Annual Accomplishments

No data returned for this view. This might be because the applied filter excludes all data.



U.S. Department of Housing and Urban Development  
 Office of Community Planning and Development  
 Integrated Disbursement and Information System  
 CDBG Activity Summary Report (GPR) for Program Year 2018  
 MORENO VALLEY

Date: 08-Nov-2019  
 Time: 11:06  
 Page: 61

PGM Year: 2017  
 Project: 0020 - CYCLE 7 ADA PEDESTRIAN ACCESS RAMPS (DESIGN & CONSTRUCTION)  
 IDIS Activity: 949 - CYCLE 7 ADA Access Ramp - 4 - Laselle St/Ute Dr

Status: Open  
 Location: 14177 Frederick St CA Moreno Valley, CA 92553-9014  
 Objective: Create suitable living environments  
 Outcome: Availability/accessibility  
 Matrix Code: Other Public Improvements Not Listed in 03A-03S (03Z)  
 National Objective: LMC

Initial Funding Date: 08/27/2018

Description:  
 CYCLE 7 ADA Access Ramp - 4 - Laselle St/Ute Dr  
 Financing

	Fund Type	Grant Year	Grant	Funded Amount	Drawn In Program Year	Drawn Thru Program Year
CDBG	EN	2017	B17MC060567	\$28,747.78	\$995.16	\$3,366.54
Total	Total			\$28,747.78	\$995.16	\$3,366.54

Proposed Accomplishments

Public Facilities : 500

Actual Accomplishments

Number assisted:

	Owner		Renter		Total		Person	
	Total	Hispanic	Total	Hispanic	Total	Hispanic	Total	Hispanic
White:	0	0	0	0	0	0	0	0
Black/African American:	0	0	0	0	0	0	0	0
Asian:	0	0	0	0	0	0	0	0
American Indian/Alaskan Native:	0	0	0	0	0	0	0	0
Native Hawaiian/Other Pacific Islander:	0	0	0	0	0	0	0	0
American Indian/Alaskan Native & White:	0	0	0	0	0	0	0	0
Asian White:	0	0	0	0	0	0	0	0
Black/African American & White:	0	0	0	0	0	0	0	0
American Indian/Alaskan Native & Black/African American:	0	0	0	0	0	0	0	0
Other multi-racial:	0	0	0	0	0	0	0	0
Asian/Pacific Islander:	0	0	0	0	0	0	0	0
Hispanic:	0	0	0	0	0	0	0	0
Total:	0	0	0	0	0	0	0	0
Female-headed Households:	0		0		0			





U.S. Department of Housing and Urban Development  
Office of Community Planning and Development  
Integrated Disbursement and Information System  
CDBG Activity Summary Report (GPR) for Program Year 2018  
MORENO VALLEY

Date: 08-Nov-2019  
Time: 11:06  
Page: 62

Income Category:	Owner	Renter	Total	Person
Extremely Low	0	0	0	0
Low Mod	0	0	0	0
Moderate	0	0	0	0
Non Low Moderate	0	0	0	0
Total	0	0	0	0
Percent Low/Mod				

Annual Accomplishments

No data returned for this view. This might be because the applied filter excludes all data.



U.S. Department of Housing and Urban Development  
 Office of Community Planning and Development  
 Integrated Disbursement and Information System  
 CDBG Activity Summary Report (GPR) for Program Year 2018  
 MORENO VALLEY

Date: 08-Nov-2019  
 Time: 11:06  
 Page: 63

PGM Year: 2017  
 Project: 0020 - CYCLE 7 ADA PEDESTRIAN ACCESS RAMPS (DESIGN & CONSTRUCTION)  
 IDIS Activity: 950 - CYCLE 7 ADA Access Ramp - 5 - Chara St/Alessandro Bl

Status: Open  
 Location: 14177 Frederick St CA Moreno Valley, CA 92553-9014  
 Objective: Create suitable living environments  
 Outcome: Availability/accessibility  
 Matrix Code: Other Public Improvements Not Listed in 03A-03S (03Z)  
 National Objective: LMC

Initial Funding Date: 08/27/2018

Description:  
 CYCLE 7 ADA Access Ramp - 5 - Chara St/Alessandro Bl  
 Financing

	Fund Type	Grant Year	Grant	Funded Amount	Drawn In Program Year	Drawn Thru Program Year
CDBG	EN	2017	B17MC060567	\$20,047.78	\$995.16	\$3,366.54
Total	Total			\$20,047.78	\$995.16	\$3,366.54

Proposed Accomplishments

Public Facilities : 500

Actual Accomplishments

Number assisted:

	Owner		Renter		Total		Person	
	Total	Hispanic	Total	Hispanic	Total	Hispanic	Total	Hispanic
White:	0	0	0	0	0	0	0	0
Black/African American:	0	0	0	0	0	0	0	0
Asian:	0	0	0	0	0	0	0	0
American Indian/Alaskan Native:	0	0	0	0	0	0	0	0
Native Hawaiian/Other Pacific Islander:	0	0	0	0	0	0	0	0
American Indian/Alaskan Native & White:	0	0	0	0	0	0	0	0
Asian White:	0	0	0	0	0	0	0	0
Black/African American & White:	0	0	0	0	0	0	0	0
American Indian/Alaskan Native & Black/African American:	0	0	0	0	0	0	0	0
Other multi-racial:	0	0	0	0	0	0	0	0
Asian/Pacific Islander:	0	0	0	0	0	0	0	0
Hispanic:	0	0	0	0	0	0	0	0
Total:	0	0	0	0	0	0	0	0
Female-headed Households:	0		0		0			



U.S. Department of Housing and Urban Development  
Office of Community Planning and Development  
Integrated Disbursement and Information System  
CDBG Activity Summary Report (GPR) for Program Year 2018  
MORENO VALLEY

Date: 08-Nov-2019  
Time: 11:06  
Page: 64

Income Category:	Owner	Renter	Total	Person
Extremely Low	0	0	0	0
Low Mod	0	0	0	0
Moderate	0	0	0	0
Non Low Moderate	0	0	0	0
Total	0	0	0	0
Percent Low/Mod				

Annual Accomplishments

No data returned for this view. This might be because the applied filter excludes all data.



U.S. Department of Housing and Urban Development  
 Office of Community Planning and Development  
 Integrated Disbursement and Information System  
 CDBG Activity Summary Report (GPR) for Program Year 2018  
 MORENO VALLEY

Date: 08-Nov-2019  
 Time: 11:06  
 Page: 65

PGM Year: 2017  
 Project: 0020 - CYCLE 7 ADA PEDESTRIAN ACCESS RAMPS (DESIGN & CONSTRUCTION)  
 IDIS Activity: 951 - CYCLE 7 ADA Access Ramp - 6 - High Noon Ct/ Brodiaaea Av

Status: Open  
 Location: 14177 Frederick St CA Moreno Valley, CA 92553-9014  
 Objective: Create suitable living environments  
 Outcome: Availability/accessibility  
 Matrix Code: Other Public Improvements Not Listed in 03A-03S (03Z)  
 National Objective: LMA

Initial Funding Date: 08/27/2018

Description:  
 CYCLE 7 ADA Access Ramp - 6 - High Noon Ct Brodiaaea Av  
 Financing

	Fund Type	Grant Year	Grant	Funded Amount	Drawn In Program Year	Drawn Thru Program Year
CDBG	EN	2017	B17MC060567	\$21,347.78	\$995.16	\$3,366.54
Total	Total			\$21,347.78	\$995.16	\$3,366.54

Proposed Accomplishments

Public Facilities : 500  
 Total Population in Service Area: 2,085  
 Census Tract Percent Low / Mod: 61.39

Annual Accomplishments

No data returned for this view. This might be because the applied filter excludes all data.



U.S. Department of Housing and Urban Development  
 Office of Community Planning and Development  
 Integrated Disbursement and Information System  
 CDBG Activity Summary Report (GPR) for Program Year 2018  
 MORENO VALLEY

Date: 08-Nov-2019  
 Time: 11:06  
 Page: 66

PGM Year: 2017  
 Project: 0020 - CYCLE 7 ADA PEDESTRIAN ACCESS RAMPS (DESIGN & CONSTRUCTION)  
 IDIS Activity: 952 - CYCLE 7 ADA Access Ramp - 7 - Morton Rd/ Wordsworth Rd

Status: Open  
 Location: 14177 Frederick St CA Moreno Valley, CA 92553-9014  
 Objective: Create suitable living environments  
 Outcome: Availability/accessibility  
 Matrix Code: Other Public Improvements Not Listed in 03A-03S (03Z)  
 National Objective: LMC

Initial Funding Date: 08/27/2018

Description:  
 CYCLE 7 ADA Access Ramp - 7 - Morton Rd Wordsworth Rd  
 Financing

	Fund Type	Grant Year	Grant	Funded Amount	Drawn In Program Year	Drawn Thru Program Year
CDBG	EN	2017	B17MC060567	\$21,303.46	\$1,822.40	\$4,193.78
Total	Total			\$21,303.46	\$1,822.40	\$4,193.78

Proposed Accomplishments

Public Facilities : 500

Actual Accomplishments

Number assisted:

	Owner		Renter		Total		Person	
	Total	Hispanic	Total	Hispanic	Total	Hispanic	Total	Hispanic
White:	0	0	0	0	0	0	0	0
Black/African American:	0	0	0	0	0	0	0	0
Asian:	0	0	0	0	0	0	0	0
American Indian/Alaskan Native:	0	0	0	0	0	0	0	0
Native Hawaiian/Other Pacific Islander:	0	0	0	0	0	0	0	0
American Indian/Alaskan Native & White:	0	0	0	0	0	0	0	0
Asian White:	0	0	0	0	0	0	0	0
Black/African American & White:	0	0	0	0	0	0	0	0
American Indian/Alaskan Native & Black/African American:	0	0	0	0	0	0	0	0
Other multi-racial:	0	0	0	0	0	0	0	0
Asian/Pacific Islander:	0	0	0	0	0	0	0	0
Hispanic:	0	0	0	0	0	0	0	0
Total:	0	0	0	0	0	0	0	0
Female-headed Households:	0		0		0		0	



U.S. Department of Housing and Urban Development  
Office of Community Planning and Development  
Integrated Disbursement and Information System  
CDBG Activity Summary Report (GPR) for Program Year 2018  
MORENO VALLEY

Date: 08-Nov-2019  
Time: 11:06  
Page: 67

Income Category:	Owner	Renter	Total	Person
Extremely Low	0	0	0	0
Low Mod	0	0	0	0
Moderate	0	0	0	0
Non Low Moderate	0	0	0	0
Total	0	0	0	0
Percent Low/Mod				

Annual Accomplishments

No data returned for this view. This might be because the applied filter excludes all data.



U.S. Department of Housing and Urban Development  
 Office of Community Planning and Development  
 Integrated Disbursement and Information System  
 CDBG Activity Summary Report (GPR) for Program Year 2018  
 MORENO VALLEY

Date: 08-Nov-2019  
 Time: 11:06  
 Page: 68

PGM Year: 2017  
 Project: 0020 - CYCLE 7 ADA PEDESTRIAN ACCESS RAMPS (DESIGN & CONSTRUCTION)  
 IDIS Activity: 953 - CYCLE 7 ADA Access Ramp - 8 - Perris Bl/ Cactus Av

Status: Open Objective: Create suitable living environments  
 Location: 14177 Frederick St CA Moreno Valley, CA 92553-9014 Outcome: Availability/accessibility  
 Matrix Code: Other Public Improvements Not Listed in 03A-03S (03Z) National Objective: LMC

Initial Funding Date: 08/27/2018

Description:  
 CYCLE 7 ADA Access Ramp - 8 - Perris Bl Cactus Av  
 Financing

	Fund Type	Grant Year	Grant	Funded Amount	Drawn In Program Year	Drawn Thru Program Year
CDBG	EN	2017	B17MC060567	\$50,550.63	\$2,033.68	\$5,360.61
Total	Total			\$50,550.63	\$2,033.68	\$5,360.61

Proposed Accomplishments

Public Facilities : 500

Actual Accomplishments

Number assisted:

	Owner		Renter		Total		Person	
	Total	Hispanic	Total	Hispanic	Total	Hispanic	Total	Hispanic
White:	0	0	0	0	0	0	0	0
Black/African American:	0	0	0	0	0	0	0	0
Asian:	0	0	0	0	0	0	0	0
American Indian/Alaskan Native:	0	0	0	0	0	0	0	0
Native Hawaiian/Other Pacific Islander:	0	0	0	0	0	0	0	0
American Indian/Alaskan Native & White:	0	0	0	0	0	0	0	0
Asian White:	0	0	0	0	0	0	0	0
Black/African American & White:	0	0	0	0	0	0	0	0
American Indian/Alaskan Native & Black/African American:	0	0	0	0	0	0	0	0
Other multi-racial:	0	0	0	0	0	0	0	0
Asian/Pacific Islander:	0	0	0	0	0	0	0	0
Hispanic:	0	0	0	0	0	0	0	0
Total:	0	0	0	0	0	0	0	0
Female-headed Households:	0		0		0		0	



U.S. Department of Housing and Urban Development  
Office of Community Planning and Development  
Integrated Disbursement and Information System  
CDBG Activity Summary Report (GPR) for Program Year 2018  
MORENO VALLEY

Date: 08-Nov-2019  
Time: 11:06  
Page: 69

Income Category:	Owner	Renter	Total	Person
Extremely Low	0	0	0	0
Low Mod	0	0	0	0
Moderate	0	0	0	0
Non Low Moderate	0	0	0	0
Total	0	0	0	0
Percent Low/Mod				

Annual Accomplishments

No data returned for this view. This might be because the applied filter excludes all data.





U.S. Department of Housing and Urban Development  
 Office of Community Planning and Development  
 Integrated Disbursement and Information System  
 CDBG Activity Summary Report (GPR) for Program Year 2018  
 MORENO VALLEY

Date: 08-Nov-2019  
 Time: 11:06  
 Page: 70

PGM Year: 2017  
 Project: 0020 - CYCLE 7 ADA PEDESTRIAN ACCESS RAMPS (DESIGN & CONSTRUCTION)  
 IDIS Activity: 954 - CYCLE 7 ADA Access Ramp - 9 - Kitching St/ Bay Av

Status: Open  
 Location: 14177 Frederick St CA Moreno Valley, CA 92553-9014  
 Objective: Create suitable living environments  
 Outcome: Availability/accessibility  
 Matrix Code: Other Public Improvements Not Listed in 03A-03S (03Z)  
 National Objective: LMC

Initial Funding Date: 08/27/2018

Description:  
 CYCLE 7 ADA Access Ramp - 9 - Kitching St Bay Av  
 Financing

	Fund Type	Grant Year	Grant	Funded Amount	Drawn In Program Year	Drawn Thru Program Year
CDBG	EN	2017	B17MC060567	\$50,095.57	\$1,844.85	\$4,998.05
Total	Total			\$50,095.57	\$1,844.85	\$4,998.05

Proposed Accomplishments

Public Facilities : 500

Actual Accomplishments

Number assisted:

	Owner		Renter		Total		Person	
	Total	Hispanic	Total	Hispanic	Total	Hispanic	Total	Hispanic
White:	0	0	0	0	0	0	0	0
Black/African American:	0	0	0	0	0	0	0	0
Asian:	0	0	0	0	0	0	0	0
American Indian/Alaskan Native:	0	0	0	0	0	0	0	0
Native Hawaiian/Other Pacific Islander:	0	0	0	0	0	0	0	0
American Indian/Alaskan Native & White:	0	0	0	0	0	0	0	0
Asian White:	0	0	0	0	0	0	0	0
Black/African American & White:	0	0	0	0	0	0	0	0
American Indian/Alaskan Native & Black/African American:	0	0	0	0	0	0	0	0
Other multi-racial:	0	0	0	0	0	0	0	0
Asian/Pacific Islander:	0	0	0	0	0	0	0	0
Hispanic:	0	0	0	0	0	0	0	0
Total:	0	0	0	0	0	0	0	0
Female-headed Households:	0		0		0		0	



U.S. Department of Housing and Urban Development  
Office of Community Planning and Development  
Integrated Disbursement and Information System  
CDBG Activity Summary Report (GPR) for Program Year 2018  
MORENO VALLEY

Date: 08-Nov-2019  
Time: 11:06  
Page: 71

Income Category:	Owner	Renter	Total	Person
Extremely Low	0	0	0	0
Low Mod	0	0	0	0
Moderate	0	0	0	0
Non Low Moderate	0	0	0	0
Total	0	0	0	0
Percent Low/Mod				

Annual Accomplishments

No data returned for this view. This might be because the applied filter excludes all data.



U.S. Department of Housing and Urban Development  
 Office of Community Planning and Development  
 Integrated Disbursement and Information System  
 CDBG Activity Summary Report (GPR) for Program Year 2018  
 MORENO VALLEY

Date: 08-Nov-2019  
 Time: 11:06  
 Page: 72

PGM Year: 2017  
 Project: 0020 - CYCLE 7 ADA PEDESTRIAN ACCESS RAMPS (DESIGN & CONSTRUCTION)  
 IDIS Activity: 955 - CYCLE 7 ADA Access Ramp - 10 - Honey Hollow/ Woodlander Wy

Status: Open  
 Location: 14177 Frederick St CA Moreno Valley, CA 92553-9014  
 Objective: Create suitable living environments  
 Outcome: Availability/accessibility  
 Matrix Code: Other Public Improvements Not Listed in 03A-03S (03Z)  
 National Objective: LMC

Initial Funding Date: 08/27/2018

Description:  
 CYCLE 7 ADA Access Ramp - 10 - Honey Hollow Woodlander Wy  
 Financing

	Fund Type	Grant Year	Grant	Funded Amount	Drawn In Program Year	Drawn Thru Program Year
CDBG	EN	2017	B17MC060567	\$21,161.55	\$1,042.37	\$3,457.19
Total	Total			\$21,161.55	\$1,042.37	\$3,457.19

Proposed Accomplishments

Public Facilities : 500

Actual Accomplishments

Number assisted:

	Owner		Renter		Total		Person	
	Total	Hispanic	Total	Hispanic	Total	Hispanic	Total	Hispanic
White:	0	0	0	0	0	0	0	0
Black/African American:	0	0	0	0	0	0	0	0
Asian:	0	0	0	0	0	0	0	0
American Indian/Alaskan Native:	0	0	0	0	0	0	0	0
Native Hawaiian/Other Pacific Islander:	0	0	0	0	0	0	0	0
American Indian/Alaskan Native & White:	0	0	0	0	0	0	0	0
Asian White:	0	0	0	0	0	0	0	0
Black/African American & White:	0	0	0	0	0	0	0	0
American Indian/Alaskan Native & Black/African American:	0	0	0	0	0	0	0	0
Other multi-racial:	0	0	0	0	0	0	0	0
Asian/Pacific Islander:	0	0	0	0	0	0	0	0
Hispanic:	0	0	0	0	0	0	0	0
Total:	0	0	0	0	0	0	0	0
Female-headed Households:	0		0		0		0	



U.S. Department of Housing and Urban Development  
Office of Community Planning and Development  
Integrated Disbursement and Information System  
CDBG Activity Summary Report (GPR) for Program Year 2018  
MORENO VALLEY

Date: 08-Nov-2019  
Time: 11:06  
Page: 73

Income Category:	Owner	Renter	Total	Person
Extremely Low	0	0	0	0
Low Mod	0	0	0	0
Moderate	0	0	0	0
Non Low Moderate	0	0	0	0
Total	0	0	0	0
Percent Low/Mod				

Annual Accomplishments

No data returned for this view. This might be because the applied filter excludes all data.



U.S. Department of Housing and Urban Development  
 Office of Community Planning and Development  
 Integrated Disbursement and Information System  
 CDBG Activity Summary Report (GPR) for Program Year 2018  
 MORENO VALLEY

Date: 08-Nov-2019  
 Time: 11:06  
 Page: 74

PGM Year: 2017  
 Project: 0020 - CYCLE 7 ADA PEDESTRIAN ACCESS RAMPS (DESIGN & CONSTRUCTION)  
 IDIS Activity: 956 - CYCLE 7 ADA Access Ramp - 11 - Batton St/ Elmendorf Dr

Status: Open  
 Location: 14177 Frederick St CA Moreno Valley, CA 92553-9014  
 Objective: Create suitable living environments  
 Outcome: Availability/accessibility  
 Matrix Code: Other Public Improvements Not Listed in 03A-03S (03Z)  
 National Objective: LMA

Initial Funding Date: 08/27/2018

Description:  
 CYCLE 7 ADA Access Ramp - 11 - Batton St Elmendorf Dr  
 Financing

	Fund Type	Grant Year	Grant	Funded Amount	Drawn In Program Year	Drawn Thru Program Year
CDBG	EN	2017	B17MC060567	\$20,047.78	\$995.16	\$3,366.54
Total	Total			\$20,047.78	\$995.16	\$3,366.54

Proposed Accomplishments  
 Public Facilities : 500  
 Total Population in Service Area: 1,390  
 Census Tract Percent Low / Mod: 67.63

Annual Accomplishments  
 No data returned for this view. This might be because the applied filter excludes all data.



U.S. Department of Housing and Urban Development  
 Office of Community Planning and Development  
 Integrated Disbursement and Information System  
 CDBG Activity Summary Report (GPR) for Program Year 2018  
 MORENO VALLEY

Date: 08-Nov-2019  
 Time: 11:06  
 Page: 75

PGM Year: 2017  
 Project: 0020 - CYCLE 7 ADA PEDESTRIAN ACCESS RAMPS (DESIGN & CONSTRUCTION)  
 IDIS Activity: 957 - CYCLE 7 ADA Access Ramp - 12 - Beaver Rund Rd/ Cottonwood Av

Status: Open Objective: Create suitable living environments  
 Location: 14177 Frederick St CA Moreno Valley, CA 92553-9014 Outcome: Availability/accessibility  
 Matrix Code: Other Public Improvements Not Listed in 03A-03S (03Z) National Objective: LMC

Initial Funding Date: 08/27/2018

Description:  
 CYCLE 7 ADA Access Ramp - 12 - Beaver Rund Rd Cottonwood Av  
 Financing

	Fund Type	Grant Year	Grant	Funded Amount	Drawn In Program Year	Drawn Thru Program Year
CDBG	EN	2017	B17MC060567	\$20,047.78	\$16,860.16	\$19,231.54
Total	Total			\$20,047.78	\$16,860.16	\$19,231.54

Proposed Accomplishments

Public Facilities : 500

Actual Accomplishments

Number assisted:

	Owner		Renter		Total		Person	
	Total	Hispanic	Total	Hispanic	Total	Hispanic	Total	Hispanic
White:	0	0	0	0	0	0	0	0
Black/African American:	0	0	0	0	0	0	0	0
Asian:	0	0	0	0	0	0	0	0
American Indian/Alaskan Native:	0	0	0	0	0	0	0	0
Native Hawaiian/Other Pacific Islander:	0	0	0	0	0	0	0	0
American Indian/Alaskan Native & White:	0	0	0	0	0	0	0	0
Asian White:	0	0	0	0	0	0	0	0
Black/African American & White:	0	0	0	0	0	0	0	0
American Indian/Alaskan Native & Black/African American:	0	0	0	0	0	0	0	0
Other multi-racial:	0	0	0	0	0	0	0	0
Asian/Pacific Islander:	0	0	0	0	0	0	0	0
Hispanic:	0	0	0	0	0	0	0	0
Total:	0	0	0	0	0	0	0	0
Female-headed Households:	0		0		0		0	



U.S. Department of Housing and Urban Development  
Office of Community Planning and Development  
Integrated Disbursement and Information System  
CDBG Activity Summary Report (GPR) for Program Year 2018  
MORENO VALLEY

Date: 08-Nov-2019  
Time: 11:06  
Page: 76

Income Category:	Owner	Renter	Total	Person
Extremely Low	0	0	0	0
Low Mod	0	0	0	0
Moderate	0	0	0	0
Non Low Moderate	0	0	0	0
Total	0	0	0	0
Percent Low/Mod				

Annual Accomplishments

No data returned for this view. This might be because the applied filter excludes all data.



U.S. Department of Housing and Urban Development  
 Office of Community Planning and Development  
 Integrated Disbursement and Information System  
 CDBG Activity Summary Report (GPR) for Program Year 2018  
 MORENO VALLEY

Date: 08-Nov-2019  
 Time: 11:06  
 Page: 77

PGM Year: 2017  
 Project: 0020 - CYCLE 7 ADA PEDESTRIAN ACCESS RAMPS (DESIGN & CONSTRUCTION)  
 IDIS Activity: 958 - CYCLE 7 ADA Access Ramp - 13 - Fairfield Dr/ Bay Av

Status: Open  
 Location: 14177 Frederick St CA Moreno Valley, CA 92553-9014  
 Objective: Create suitable living environments  
 Outcome: Availability/accessibility  
 Matrix Code: Other Public Improvements Not Listed in 03A-03S (03Z)  
 National Objective: LMA

Initial Funding Date: 08/27/2018

Description:  
 CYCLE 7 ADA Access Ramp - 13 - Fairfield Dr Bay Av  
 Financing

	Fund Type	Grant Year	Grant	Funded Amount	Drawn In Program Year	Drawn Thru Program Year
CDBG	EN	2017	B17MC060567	\$20,047.78	\$995.16	\$3,366.53
Total	Total			\$20,047.78	\$995.16	\$3,366.53

Proposed Accomplishments

People (General) : 500  
 Total Population in Service Area: 1,870  
 Census Tract Percent Low / Mod: 54.81

Annual Accomplishments

No data returned for this view. This might be because the applied filter excludes all data.





U.S. Department of Housing and Urban Development  
 Office of Community Planning and Development  
 Integrated Disbursement and Information System  
 CDBG Activity Summary Report (GPR) for Program Year 2018  
 MORENO VALLEY

Date: 08-Nov-2019  
 Time: 11:06  
 Page: 78

PGM Year: 2017  
 Project: 0020 - CYCLE 7 ADA PEDESTRIAN ACCESS RAMPS (DESIGN & CONSTRUCTION)  
 IDIS Activity: 959 - CYCLE 7 ADA Access Ramp - 14 - Carnaby St/ Eucalyptus Av

Status: Open  
 Location: 14177 Frederick St CA Moreno Valley, CA 92553-9014  
 Objective: Create suitable living environments  
 Outcome: Availability/accessibility  
 Matrix Code: Other Public Improvements Not Listed in 03A-03S (03Z)  
 National Objective: LMA

Initial Funding Date: 08/27/2018

Description:  
 CYCLE 7 ADA Access Ramp - 14 - Carnaby St Eucalyptus Av  
 Financing

	Fund Type	Grant Year	Grant	Funded Amount	Drawn In Program Year	Drawn Thru Program Year
CDBG	EN	2017	B17MC060567	\$2,792.09	\$420.72	\$2,792.09
Total	Total			\$2,792.09	\$420.72	\$2,792.09

Proposed Accomplishments  
 Public Facilities : 500  
 Total Population in Service Area: 3,695  
 Census Tract Percent Low / Mod: 56.83

Annual Accomplishments  
 No data returned for this view. This might be because the applied filter excludes all data.



U.S. Department of Housing and Urban Development  
 Office of Community Planning and Development  
 Integrated Disbursement and Information System  
 CDBG Activity Summary Report (GPR) for Program Year 2018  
 MORENO VALLEY

Date: 08-Nov-2019  
 Time: 11:06  
 Page: 79

PGM Year: 2017  
 Project: 0020 - CYCLE 7 ADA PEDESTRIAN ACCESS RAMPS (DESIGN & CONSTRUCTION)  
 IDIS Activity: 960 - CYCLE 7 ADA Access Ramp - 15 - Running Deer Rd/ Cottonwood Av

Status: Open Objective: Create suitable living environments  
 Location: 14177 Frederick St CA Moreno Valley, CA 92553-9014 Outcome: Availability/accessibility  
 Matrix Code: Other Public Improvements Not Listed in 03A-03S (03Z) National Objective: LMC

Initial Funding Date: 08/27/2018

Description:  
 CYCLE 7 ADA Access Ramp - 15 - Running Deer Rd Cottonwood Av  
 Financing

	Fund Type	Grant Year	Grant	Funded Amount	Drawn In Program Year	Drawn Thru Program Year
CDBG	EN	2017	B17MC060567	\$20,047.78	\$16,860.16	\$19,231.53
Total	Total			\$20,047.78	\$16,860.16	\$19,231.53

Proposed Accomplishments

Public Facilities : 500

Actual Accomplishments

Number assisted:

	Owner		Renter		Total		Person	
	Total	Hispanic	Total	Hispanic	Total	Hispanic	Total	Hispanic
White:	0	0	0	0	0	0	0	0
Black/African American:	0	0	0	0	0	0	0	0
Asian:	0	0	0	0	0	0	0	0
American Indian/Alaskan Native:	0	0	0	0	0	0	0	0
Native Hawaiian/Other Pacific Islander:	0	0	0	0	0	0	0	0
American Indian/Alaskan Native & White:	0	0	0	0	0	0	0	0
Asian White:	0	0	0	0	0	0	0	0
Black/African American & White:	0	0	0	0	0	0	0	0
American Indian/Alaskan Native & Black/African American:	0	0	0	0	0	0	0	0
Other multi-racial:	0	0	0	0	0	0	0	0
Asian/Pacific Islander:	0	0	0	0	0	0	0	0
Hispanic:	0	0	0	0	0	0	0	0
Total:	0	0	0	0	0	0	0	0
Female-headed Households:	0		0		0			



U.S. Department of Housing and Urban Development  
Office of Community Planning and Development  
Integrated Disbursement and Information System  
CDBG Activity Summary Report (GPR) for Program Year 2018  
MORENO VALLEY

Date: 08-Nov-2019  
Time: 11:06  
Page: 80

Income Category:	Owner	Renter	Total	Person
Extremely Low	0	0	0	0
Low Mod	0	0	0	0
Moderate	0	0	0	0
Non Low Moderate	0	0	0	0
Total	0	0	0	0
Percent Low/Mod				

Annual Accomplishments

No data returned for this view. This might be because the applied filter excludes all data.



U.S. Department of Housing and Urban Development  
 Office of Community Planning and Development  
 Integrated Disbursement and Information System  
 CDBG Activity Summary Report (GPR) for Program Year 2018  
 MORENO VALLEY

Date: 08-Nov-2019  
 Time: 11:06  
 Page: 81

PGM Year: 2017  
 Project: 0020 - CYCLE 7 ADA PEDESTRIAN ACCESS RAMPS (DESIGN & CONSTRUCTION)  
 IDIS Activity: 961 - CYCLE 7 ADA Access Ramp - 16 - Wilma Sue St/ Delphinium Av

Status: Open Objective: Create suitable living environments  
 Location: 14177 Frederick St CA Moreno Valley, CA 92553-9014 Outcome: Availability/accessibility  
 Matrix Code: Other Public Improvements Not Listed in 03A-03S (03Z) National Objective: LMC

Initial Funding Date: 08/27/2018

Description:  
 CYCLE 7 ADA Access Ramp - 16 - Wilma Sue St Delphinium Av  
 Financing

	Fund Type	Grant Year	Grant	Funded Amount	Drawn In Program Year	Drawn Thru Program Year
CDBG	EN	2017	B17MC060567	\$20,047.78	\$995.16	\$3,366.53
Total	Total			\$20,047.78	\$995.16	\$3,366.53

Proposed Accomplishments

Public Facilities : 500

Actual Accomplishments

Number assisted:

	Owner		Renter		Total		Person	
	Total	Hispanic	Total	Hispanic	Total	Hispanic	Total	Hispanic
White:	0	0	0	0	0	0	0	0
Black/African American:	0	0	0	0	0	0	0	0
Asian:	0	0	0	0	0	0	0	0
American Indian/Alaskan Native:	0	0	0	0	0	0	0	0
Native Hawaiian/Other Pacific Islander:	0	0	0	0	0	0	0	0
American Indian/Alaskan Native & White:	0	0	0	0	0	0	0	0
Asian White:	0	0	0	0	0	0	0	0
Black/African American & White:	0	0	0	0	0	0	0	0
American Indian/Alaskan Native & Black/African American:	0	0	0	0	0	0	0	0
Other multi-racial:	0	0	0	0	0	0	0	0
Asian/Pacific Islander:	0	0	0	0	0	0	0	0
Hispanic:	0	0	0	0	0	0	0	0
Total:	0	0	0	0	0	0	0	0
Female-headed Households:	0		0		0		0	



U.S. Department of Housing and Urban Development  
Office of Community Planning and Development  
Integrated Disbursement and Information System  
CDBG Activity Summary Report (GPR) for Program Year 2018  
MORENO VALLEY

Date: 08-Nov-2019  
Time: 11:06  
Page: 82

Income Category:	Owner	Renter	Total	Person
Extremely Low	0	0	0	0
Low Mod	0	0	0	0
Moderate	0	0	0	0
Non Low Moderate	0	0	0	0
Total	0	0	0	0
Percent Low/Mod				

Annual Accomplishments

No data returned for this view. This might be because the applied filter excludes all data.



U.S. Department of Housing and Urban Development  
 Office of Community Planning and Development  
 Integrated Disbursement and Information System  
 CDBG Activity Summary Report (GPR) for Program Year 2018  
 MORENO VALLEY

Date: 08-Nov-2019  
 Time: 11:06  
 Page: 83

PGM Year: 2017  
 Project: 0020 - CYCLE 7 ADA PEDESTRIAN ACCESS RAMPS (DESIGN & CONSTRUCTION)  
 IDIS Activity: 962 - CYCLE 7 ADA Access Ramp - 17 - Heacock St/ Fir Av

Status: Open  
 Location: 14177 Frederick St CA Moreno Valley, CA 92553-9014  
 Objective: Create suitable living environments  
 Outcome: Availability/accessibility  
 Matrix Code: Other Public Improvements Not Listed in 03A-03S (03Z)  
 National Objective: LMA

Initial Funding Date: 08/27/2018

Description:  
 CYCLE 7 ADA Access Ramp - 17 - Heacock St Fir Av  
 Financing

	Fund Type	Grant Year	Grant	Funded Amount	Drawn In Program Year	Drawn Thru Program Year
CDBG	EN	2017	B17MC060567	\$4,261.87	\$934.95	\$4,261.87
Total	Total			\$4,261.87	\$934.95	\$4,261.87

Proposed Accomplishments

Public Facilities : 500  
 Total Population in Service Area: 2,010  
 Census Tract Percent Low / Mod: 77.61

Annual Accomplishments

No data returned for this view. This might be because the applied filter excludes all data.



U.S. Department of Housing and Urban Development  
 Office of Community Planning and Development  
 Integrated Disbursement and Information System  
 CDBG Activity Summary Report (GPR) for Program Year 2018  
 MORENO VALLEY

Date: 08-Nov-2019  
 Time: 11:06  
 Page: 84

PGM Year: 2017  
 Project: 0020 - CYCLE 7 ADA PEDESTRIAN ACCESS RAMPS (DESIGN & CONSTRUCTION)  
 IDIS Activity: 963 - CYCLE 7 ADA Access Ramp - 18 - Pigeon Pass Rd/ Chambray Dr

Status: Open Objective: Create suitable living environments  
 Location: 14177 Frederick St CA Moreno Valley, CA 92553-9014 Outcome: Availability/accessibility  
 Matrix Code: Other Public Improvements Not Listed in 03A-03S (03Z) National Objective: LMC

Initial Funding Date: 08/27/2018

Description:  
 CYCLE 7 ADA Access Ramp - 18 - Pigeon Pass Rd Chambray Dr  
 Financing

	Fund Type	Grant Year	Grant	Funded Amount	Drawn In Program Year	Drawn Thru Program Year
CDBG	EN	2017	B17MC060567	\$21,047.78	\$16,860.16	\$19,231.53
Total	Total			\$21,047.78	\$16,860.16	\$19,231.53

Proposed Accomplishments

Public Facilities : 500

Actual Accomplishments

Number assisted:

	Owner		Renter		Total		Person	
	Total	Hispanic	Total	Hispanic	Total	Hispanic	Total	Hispanic
White:	0	0	0	0	0	0	0	0
Black/African American:	0	0	0	0	0	0	0	0
Asian:	0	0	0	0	0	0	0	0
American Indian/Alaskan Native:	0	0	0	0	0	0	0	0
Native Hawaiian/Other Pacific Islander:	0	0	0	0	0	0	0	0
American Indian/Alaskan Native & White:	0	0	0	0	0	0	0	0
Asian White:	0	0	0	0	0	0	0	0
Black/African American & White:	0	0	0	0	0	0	0	0
American Indian/Alaskan Native & Black/African American:	0	0	0	0	0	0	0	0
Other multi-racial:	0	0	0	0	0	0	0	0
Asian/Pacific Islander:	0	0	0	0	0	0	0	0
Hispanic:	0	0	0	0	0	0	0	0
Total:	0	0	0	0	0	0	0	0
Female-headed Households:	0		0		0		0	



U.S. Department of Housing and Urban Development  
Office of Community Planning and Development  
Integrated Disbursement and Information System  
CDBG Activity Summary Report (GPR) for Program Year 2018  
MORENO VALLEY

Date: 08-Nov-2019  
Time: 11:06  
Page: 85

Income Category:	Owner	Renter	Total	Person
Extremely Low	0	0	0	0
Low Mod	0	0	0	0
Moderate	0	0	0	0
Non Low Moderate	0	0	0	0
Total	0	0	0	0
Percent Low/Mod				

Annual Accomplishments

No data returned for this view. This might be because the applied filter excludes all data.





U.S. Department of Housing and Urban Development  
 Office of Community Planning and Development  
 Integrated Disbursement and Information System  
 CDBG Activity Summary Report (GPR) for Program Year 2018  
 MORENO VALLEY

Date: 08-Nov-2019  
 Time: 11:06  
 Page: 86

PGM Year: 2017  
 Project: 0020 - CYCLE 7 ADA PEDESTRIAN ACCESS RAMPS (DESIGN & CONSTRUCTION)  
 IDIS Activity: 964 - CYCLE 7 ADA Access Ramp - 19 - Indian St/ Hemlock Av

Status: Open  
 Location: 14177 Frederick St Moreno Valley, CA 92553-9014  
 Objective: Create suitable living environments  
 Outcome: Availability/accessibility  
 Matrix Code: Other Public Improvements Not Listed in 03A-03S (03Z)  
 National Objective: LMA

Initial Funding Date: 08/27/2018

Description:  
 CYCLE 7 ADA Access Ramp - 19 - Indian St Hemlock Av  
 Financing

	Fund Type	Grant Year	Grant	Funded Amount	Drawn In Program Year	Drawn Thru Program Year
CDBG	EN	2017	B17MC060567	\$55,095.08	\$2,033.68	\$5,360.60
Total	Total			\$55,095.08	\$2,033.68	\$5,360.60

Proposed Accomplishments  
 Public Facilities : 500  
 Total Population in Service Area: 2,095  
 Census Tract Percent Low / Mod: 52.51

Annual Accomplishments  
 No data returned for this view. This might be because the applied filter excludes all data.



U.S. Department of Housing and Urban Development  
 Office of Community Planning and Development  
 Integrated Disbursement and Information System  
 CDBG Activity Summary Report (GPR) for Program Year 2018  
 MORENO VALLEY

Date: 08-Nov-2019  
 Time: 11:06  
 Page: 87

PGM Year: 2017  
 Project: 0020 - CYCLE 7 ADA PEDESTRIAN ACCESS RAMPS (DESIGN & CONSTRUCTION)  
 IDIS Activity: 965 - CYCLE 7 ADA Access Ramp - 20 - Memorial Way/ Eucalyptus Av

Status: Open  
 Location: 14177 Frederick St Moreno Valley, CA 92553-9014  
 Objective: Create suitable living environments  
 Outcome: Availability/accessibility  
 Matrix Code: Other Public Improvements Not Listed in 03A-03S (03Z)  
 National Objective: LMA

Initial Funding Date: 08/27/2018

Description:  
 CYCLE 7 ADA Access Ramp - 20 - Memorial Way Eucalyptus Av  
 Financing

	Fund Type	Grant Year	Grant	Funded Amount	Drawn In Program Year	Drawn Thru Program Year
CDBG	EN	2017	B17MC060567	\$64,550.63	\$30,704.68	\$34,031.60
Total	Total			\$64,550.63	\$30,704.68	\$34,031.60

Proposed Accomplishments  
 Public Facilities : 500  
 Total Population in Service Area: 5,205  
 Census Tract Percent Low / Mod: 53.41

Annual Accomplishments  
 No data returned for this view. This might be because the applied filter excludes all data.



U.S. Department of Housing and Urban Development  
 Office of Community Planning and Development  
 Integrated Disbursement and Information System  
 CDBG Activity Summary Report (GPR) for Program Year 2018  
 MORENO VALLEY

Date: 08-Nov-2019  
 Time: 11:06  
 Page: 88

PGM Year: 2017  
 Project: 0020 - CYCLE 7 ADA PEDESTRIAN ACCESS RAMPS (DESIGN & CONSTRUCTION)  
 IDIS Activity: 966 - CYCLE 7 ADA Access Ramp - 21 - Rundell Dr/ Cottonwood Av

Status: Open Objective: Create suitable living environments  
 Location: 14177 Frederick St Moreno Valley, CA 92553-9014 Outcome: Availability/accessibility  
 Matrix Code: Other Public Improvements Not Listed in 03A-03S (03Z) National Objective: LMC

Initial Funding Date: 08/27/2018

Description:  
 CYCLE 7 ADA Access Ramp - 21 - Rundell Dr Cottonwood Av  
 Financing

	Fund Type	Grant Year	Grant	Funded Amount	Drawn In Program Year	Drawn Thru Program Year
CDBG	EN	2017	B17MC060567	\$20,047.78	\$16,100.16	\$18,471.53
Total	Total			\$20,047.78	\$16,100.16	\$18,471.53

Proposed Accomplishments

Public Facilities : 500

Actual Accomplishments

Number assisted:

	Owner		Renter		Total		Person	
	Total	Hispanic	Total	Hispanic	Total	Hispanic	Total	Hispanic
White:	0	0	0	0	0	0	0	0
Black/African American:	0	0	0	0	0	0	0	0
Asian:	0	0	0	0	0	0	0	0
American Indian/Alaskan Native:	0	0	0	0	0	0	0	0
Native Hawaiian/Other Pacific Islander:	0	0	0	0	0	0	0	0
American Indian/Alaskan Native & White:	0	0	0	0	0	0	0	0
Asian White:	0	0	0	0	0	0	0	0
Black/African American & White:	0	0	0	0	0	0	0	0
American Indian/Alaskan Native & Black/African American:	0	0	0	0	0	0	0	0
Other multi-racial:	0	0	0	0	0	0	0	0
Asian/Pacific Islander:	0	0	0	0	0	0	0	0
Hispanic:	0	0	0	0	0	0	0	0
Total:	0	0	0	0	0	0	0	0
Female-headed Households:	0		0		0			



U.S. Department of Housing and Urban Development  
Office of Community Planning and Development  
Integrated Disbursement and Information System  
CDBG Activity Summary Report (GPR) for Program Year 2018  
MORENO VALLEY

Date: 08-Nov-2019  
Time: 11:06  
Page: 89

Income Category:	Owner	Renter	Total	Person
Extremely Low	0	0	0	0
Low Mod	0	0	0	0
Moderate	0	0	0	0
Non Low Moderate	0	0	0	0
Total	0	0	0	0
Percent Low/Mod				

Annual Accomplishments

No data returned for this view. This might be because the applied filter excludes all data.



U.S. Department of Housing and Urban Development  
 Office of Community Planning and Development  
 Integrated Disbursement and Information System  
 CDBG Activity Summary Report (GPR) for Program Year 2018  
 MORENO VALLEY

Date: 08-Nov-2019  
 Time: 11:06  
 Page: 90

PGM Year: 2017  
 Project: 0020 - CYCLE 7 ADA PEDESTRIAN ACCESS RAMPS (DESIGN & CONSTRUCTION)  
 IDIS Activity: 967 - CYCLE 7 ADA Access Ramp - 22 - Frederick St/ Eucalyptus Av

Status: Open  
 Location: 14177 Frederick St Moreno Valley, CA 92553-9014  
 Objective: Create suitable living environments  
 Outcome: Availability/accessibility  
 Matrix Code: Other Public Improvements Not Listed in 03A-03S (03Z)  
 National Objective: LMC

Initial Funding Date: 08/27/2018

Description:  
 CYCLE 7 ADA Access Ramp - 22 - Frederick St Eucalyptus Av  
 Financing

	Fund Type	Grant Year	Grant	Funded Amount	Drawn In Program Year	Drawn Thru Program Year
CDBG	EN	2017	B17MC060567	\$66,826.43	\$42,498.21	\$46,693.86
Total	Total			\$66,826.43	\$42,498.21	\$46,693.86

Proposed Accomplishments

Public Facilities : 500

Actual Accomplishments

Number assisted:

	Owner		Renter		Total		Person	
	Total	Hispanic	Total	Hispanic	Total	Hispanic	Total	Hispanic
White:	0	0	0	0	0	0	0	0
Black/African American:	0	0	0	0	0	0	0	0
Asian:	0	0	0	0	0	0	0	0
American Indian/Alaskan Native:	0	0	0	0	0	0	0	0
Native Hawaiian/Other Pacific Islander:	0	0	0	0	0	0	0	0
American Indian/Alaskan Native & White:	0	0	0	0	0	0	0	0
Asian White:	0	0	0	0	0	0	0	0
Black/African American & White:	0	0	0	0	0	0	0	0
American Indian/Alaskan Native & Black/African American:	0	0	0	0	0	0	0	0
Other multi-racial:	0	0	0	0	0	0	0	0
Asian/Pacific Islander:	0	0	0	0	0	0	0	0
Hispanic:	0	0	0	0	0	0	0	0
Total:	0	0	0	0	0	0	0	0
Female-headed Households:	0		0		0		0	



U.S. Department of Housing and Urban Development  
Office of Community Planning and Development  
Integrated Disbursement and Information System  
CDBG Activity Summary Report (GPR) for Program Year 2018  
MORENO VALLEY

Date: 08-Nov-2019  
Time: 11:06  
Page: 91

Income Category:	Owner	Renter	Total	Person
Extremely Low	0	0	0	0
Low Mod	0	0	0	0
Moderate	0	0	0	0
Non Low Moderate	0	0	0	0
Total	0	0	0	0
Percent Low/Mod				

Annual Accomplishments

No data returned for this view. This might be because the applied filter excludes all data.



U.S. Department of Housing and Urban Development  
 Office of Community Planning and Development  
 Integrated Disbursement and Information System  
 CDBG Activity Summary Report (GPR) for Program Year 2018  
 MORENO VALLEY

Date: 08-Nov-2019  
 Time: 11:06  
 Page: 92

PGM Year: 2017  
 Project: 0020 - CYCLE 7 ADA PEDESTRIAN ACCESS RAMPS (DESIGN & CONSTRUCTION)  
 IDIS Activity: 968 - CYCLE 7 ADA Access Ramp - 23 - Graham St/ Ironwood Av

Status: Open  
 Location: 14177 Frederick St Moreno Valley, CA 92553-9014  
 Objective: Create suitable living environments  
 Outcome: Availability/accessibility  
 Matrix Code: Other Public Improvements Not Listed in 03A-03S (03Z)  
 National Objective: LMC

Initial Funding Date: 08/27/2018

Description:  
 CYCLE 7 ADA Access Ramp - 23 - Graham St Ironwood Av  
 Financing

	Fund Type	Grant Year	Grant	Funded Amount	Drawn In Program Year	Drawn Thru Program Year
CDBG	EN	2017	B17MC060567	\$42,550.63	\$934.95	\$4,261.87
Total	Total			\$42,550.63	\$934.95	\$4,261.87

Proposed Accomplishments

Public Facilities : 500

Actual Accomplishments

Number assisted:

	Owner		Renter		Total		Person	
	Total	Hispanic	Total	Hispanic	Total	Hispanic	Total	Hispanic
White:	0	0	0	0	0	0	0	0
Black/African American:	0	0	0	0	0	0	0	0
Asian:	0	0	0	0	0	0	0	0
American Indian/Alaskan Native:	0	0	0	0	0	0	0	0
Native Hawaiian/Other Pacific Islander:	0	0	0	0	0	0	0	0
American Indian/Alaskan Native & White:	0	0	0	0	0	0	0	0
Asian White:	0	0	0	0	0	0	0	0
Black/African American & White:	0	0	0	0	0	0	0	0
American Indian/Alaskan Native & Black/African American:	0	0	0	0	0	0	0	0
Other multi-racial:	0	0	0	0	0	0	0	0
Asian/Pacific Islander:	0	0	0	0	0	0	0	0
Hispanic:	0	0	0	0	0	0	0	0
Total:	0	0	0	0	0	0	0	0
Female-headed Households:	0		0		0			



U.S. Department of Housing and Urban Development  
Office of Community Planning and Development  
Integrated Disbursement and Information System  
CDBG Activity Summary Report (GPR) for Program Year 2018  
MORENO VALLEY

Date: 08-Nov-2019  
Time: 11:06  
Page: 93

Income Category:	Owner	Renter	Total	Person
Extremely Low	0	0	0	0
Low Mod	0	0	0	0
Moderate	0	0	0	0
Non Low Moderate	0	0	0	0
Total	0	0	0	0
Percent Low/Mod				

Annual Accomplishments

No data returned for this view. This might be because the applied filter excludes all data.





U.S. Department of Housing and Urban Development  
 Office of Community Planning and Development  
 Integrated Disbursement and Information System  
 CDBG Activity Summary Report (GPR) for Program Year 2018  
 MORENO VALLEY

Date: 08-Nov-2019  
 Time: 11:06  
 Page: 94

PGM Year: 2018  
 Project: 0020 - 2018-19 PAVEMENT REHABILITATION FOR VARIOUS STREETS\*\*  
 IDIS Activity: 969 - 2018-19 PAVEMENT REHABILITATION FOR VARIOUS STREETS\*\*

Status: Open Objective: Create suitable living environments  
 Location: 14177 Frederick St Moreno Valley, CA 92553-9014 Outcome: Availability/accessibility  
 Matrix Code: Street Improvements (03K) National Objective: LMA

Initial Funding Date: 03/08/2019

Description:

Financing

	Fund Type	Grant Year	Grant	Funded Amount	Drawn In Program Year	Drawn Thru Program Year
CDBG	EN	2018	B18MC060567	\$622,168.45	\$16,048.30	\$16,048.30
Total	Total			\$622,168.45	\$16,048.30	\$16,048.30

Proposed Accomplishments

People (General) : 500  
 Total Population in Service Area: 82,940  
 Census Tract Percent Low / Mod: 64.17

Annual Accomplishments

No data returned for this view. This might be because the applied filter excludes all data.



U.S. Department of Housing and Urban Development  
 Office of Community Planning and Development  
 Integrated Disbursement and Information System  
 CDBG Activity Summary Report (GPR) for Program Year 2018  
 MORENO VALLEY

Date: 08-Nov-2019  
 Time: 11:06  
 Page: 95

PGM Year: 2018  
 Project: 0016 - 2018-19 VOICES FOR CHILDREN, COURT APPOINTED SPECIAL ADVOCATES (CASA) PROGRAM  
 IDIS Activity: 970 - COURT APPOINTED SPECIAL ADVOCATES (CASA) PROGRAM (2018)

Status: Completed 7/31/2019 2:56:52 PM  
 Location: 5555 Arlington Ave Riverside, CA 92504-2506  
 Objective: Create suitable living environments  
 Outcome: Availability/accessibility  
 Matrix Code: Abused and Neglected Children (05N) National Objective: LMC

Initial Funding Date: 02/11/2019

Description:

Voices for Children offers court appointed monitoring services to foster youth ages newborn to 21. The program trains volunteers to consistently monitor the foster child, advocate for their best interest, and follow their progress regardless of a change in foster family. The Court Appointed Special Advocates (CASA) volunteer reports to the court on the child's behalf to ensure the child is placed in a safe, permanent home with hope for a positive future. CDBG funding will allow for a volunteer Court Appointed Special Advocate (CASA) to be assigned to 12 foster children in the City of Moreno Valley for a full year.

Financing

	Fund Type	Grant Year	Grant	Funded Amount	Drawn In Program Year	Drawn Thru Program Year
CDBG	EN	2018	B18MC060567	\$25,000.00	\$25,000.00	\$25,000.00
Total	Total			\$25,000.00	\$25,000.00	\$25,000.00

Proposed Accomplishments

People (General) : 12

Actual Accomplishments

Number assisted:	Owner		Renter		Total		Person	
	Total	Hispanic	Total	Hispanic	Total	Hispanic	Total	Hispanic
White:	0	0	0	0	0	0	10	9
Black/African American:	0	0	0	0	0	0	7	0
Asian:	0	0	0	0	0	0	0	0
American Indian/Alaskan Native:	0	0	0	0	0	0	0	0
Native Hawaiian/Other Pacific Islander:	0	0	0	0	0	0	2	0
American Indian/Alaskan Native & White:	0	0	0	0	0	0	0	0
Asian White:	0	0	0	0	0	0	0	0
Black/African American & White:	0	0	0	0	0	0	0	0
American Indian/Alaskan Native & Black/African American:	0	0	0	0	0	0	0	0
Other multi-racial:	0	0	0	0	0	0	1	0
Asian/Pacific Islander:	0	0	0	0	0	0	0	0
Hispanic:	0	0	0	0	0	0	0	0



U.S. Department of Housing and Urban Development  
 Office of Community Planning and Development  
 Integrated Disbursement and Information System  
 CDBG Activity Summary Report (GPR) for Program Year 2018  
 MORENO VALLEY

Date: 08-Nov-2019  
 Time: 11:06  
 Page: 96

Total:									20	9
Female-headed Households:										
Income Category:	Owner	Renter	Total	Person						
Extremely Low	0	0	0	20						
Low Mod	0	0	0	0						
Moderate	0	0	0	0						
Non Low Moderate	0	0	0	0						
Total	0	0	0	20						
Percent Low/Mod				100.0%						

Annual Accomplishments

Years	Accomplishment Narrative	# Benefiting
2018	The CDBG Program is directly providing vital Court and community advocacy services for 20 Moreno Valley-based children living in Riverside County foster care. The program participants have professional advocates and expertly-trained volunteer Court Appointed Special Advocates (CASAs) consistently looking out for their best interests and promoting their safety, stability, and recovery from the trauma of abuse, neglect, and abandonment.	



U.S. Department of Housing and Urban Development  
 Office of Community Planning and Development  
 Integrated Disbursement and Information System  
 CDBG Activity Summary Report (GPR) for Program Year 2018  
 MORENO VALLEY

Date: 08-Nov-2019  
 Time: 11:06  
 Page: 97

PGM Year: 2018  
 Project: 0012 - 2018-19 OPERATION SAFEHOUSE, INC. EMERGENCY SHELTER FOR YOUTH  
 IDIS Activity: 971 - Operation Safehouse Emergency Shelter for Youth (2018)

Status: Completed 7/31/2019 2:16:52 PM  
 Location: 9685 Hayes St Riverside, CA 92503-3660  
 Objective: Create suitable living environments  
 Outcome: Availability/accessibility  
 Matrix Code: Youth Services (05D)  
 National Objective: LMC

Initial Funding Date: 02/13/2019

Description:

Operation SafeHouse provides a safe, nurturing place where teenagers in crisis could receive help instead of taking to the unsafe streets. The Child Care Workers will provide direct services such as 24 hour supervision, life skills classes, educational tutoring, meal preparation, 1-800 crisis line assistance, transportation to appointments or recreational activities to a minimum of 50 City of Moreno Valley youth who enter the shelter.

Financing

	Fund Type	Grant Year	Grant	Funded Amount	Drawn In Program Year	Drawn Thru Program Year
CDBG	EN	2018	B18MC060567	\$10,000.00	\$10,000.00	\$10,000.00
Total	Total			\$10,000.00	\$10,000.00	\$10,000.00

Proposed Accomplishments

People (General) : 50

Actual Accomplishments

Number assisted:

	Owner		Renter		Total		Person	
	Total	Hispanic	Total	Hispanic	Total	Hispanic	Total	Hispanic
White:	0	0	0	0	0	0	32	21
Black/African American:	0	0	0	0	0	0	19	4
Asian:	0	0	0	0	0	0	5	2
American Indian/Alaskan Native:	0	0	0	0	0	0	1	1
Native Hawaiian/Other Pacific Islander:	0	0	0	0	0	0	1	1
American Indian/Alaskan Native & White:	0	0	0	0	0	0	0	0
Asian White:	0	0	0	0	0	0	0	0
Black/African American & White:	0	0	0	0	0	0	1	0
American Indian/Alaskan Native & Black/African American:	0	0	0	0	0	0	0	0
Other multi-racial:	0	0	0	0	0	0	0	0
Asian/Pacific Islander:	0	0	0	0	0	0	0	0
Hispanic:	0	0	0	0	0	0	0	0
Total:	0	0	0	0	0	0	59	29



U.S. Department of Housing and Urban Development  
Office of Community Planning and Development  
Integrated Disbursement and Information System  
CDBG Activity Summary Report (GPR) for Program Year 2018  
MORENO VALLEY

Date: 08-Nov-2019  
Time: 11:06  
Page: 98

Female-headed Households:			0	0	0
Income Category:					
	Owner	Renter	Total	Person	
Extremely Low	0	0	0	59	
Low Mod	0	0	0	0	
Moderate	0	0	0	0	
Non Low Moderate	0	0	0	0	
Total	0	0	0	59	
Percent Low/Mod				100.0%	

Annual Accomplishments

Years	Accomplishment Narrative	# Benefiting
2018	For FY 18/19, the subrecipient served 59 youths in the City of Moreno Valley. Out of 59 youths there was a total of 472 shelter nights. In addition counseling services were provided to the youth sheltered.	



U.S. Department of Housing and Urban Development  
 Office of Community Planning and Development  
 Integrated Disbursement and Information System  
 CDBG Activity Summary Report (GPR) for Program Year 2018  
 MORENO VALLEY

Date: 08-Nov-2019  
 Time: 11:06  
 Page: 99

PGM Year: 2018  
 Project: 0014 - 2018-19 THE MOVAN SENIOR VAN TRANSPORTATION PROGRAM  
 IDIS Activity: 972 - Mo-Van Program (2018)

Status: Completed 6/30/2019 12:00:00 AM  
 Location: 25075 Fir Ave Moreno Valley, CA 92553-4118  
 Objective: Create suitable living environments  
 Outcome: Availability/accessibility  
 Matrix Code: Senior Services (05A) National Objective: LMC

Initial Funding Date: 02/13/2019

Description:

The Senior Van Transportation Program utilizes the MoVan to transport senior citizens over the age of 60 years old and disabled adults to necessary destinations for medical, dental, optical, Moreno Valley Senior Center and grocery stores.  
 The Mo Van is a Para transit bus providing "Curb to Curb Service" for up to (12) passengers and (2) wheel chair tie downs.  
 The Mo Van provides low cost intra city (non ADA) service and covers a 20-mile radius.  
 The fare is \$1.00 for one way trips and \$2.50 for one way trips outside of the city limits but no one is turned away due to their inability to donate.  
 MoVan is available to transport Monday through Friday from 8:00am to 5:00pm.  
 Riders must make reservations 24 hours in advance.

Financing

	Fund Type	Grant Year	Grant	Funded Amount	Drawn In Program Year	Drawn Thru Program Year
CDBG	EN	2018	B18MC060567	\$41,000.00	\$41,000.00	\$41,000.00
Total	Total			\$41,000.00	\$41,000.00	\$41,000.00

Proposed Accomplishments

People (General) : 4,700

Actual Accomplishments

Number assisted:	Owner		Renter		Total		Person	
	Total	Hispanic	Total	Hispanic	Total	Hispanic	Total	Hispanic
White:	0	0	0	0	0	0	3,775	3,541
Black/African American:	0	0	0	0	0	0	1,839	0
Asian:	0	0	0	0	0	0	71	0
American Indian/Alaskan Native:	0	0	0	0	0	0	0	0
Native Hawaiian/Other Pacific Islander:	0	0	0	0	0	0	0	0
American Indian/Alaskan Native & White:	0	0	0	0	0	0	0	0
Asian White:	0	0	0	0	0	0	0	0
Black/African American & White:	0	0	0	0	0	0	0	0
American Indian/Alaskan Native & Black/African American:	0	0	0	0	0	0	0	0
Other multi-racial:	0	0	0	0	0	0	0	0
Asian/Pacific Islander:	0	0	0	0	0	0	0	0



U.S. Department of Housing and Urban Development  
 Office of Community Planning and Development  
 Integrated Disbursement and Information System  
 CDBG Activity Summary Report (GPR) for Program Year 2018  
 MORENO VALLEY

Date: 08-Nov-2019  
 Time: 11:06  
 Page: 100

Hispanic:	0	0	0	0	0	0	0	0
Total:	0	0	0	0	0	0	5,685	3,541
Female-headed Households:	0		0		0			
Income Category:								
	Owner	Renter	Total		Person			
Extremely Low	0	0	0		5,685			
Low Mod	0	0	0		0			
Moderate	0	0	0		0			
Non Low Moderate	0	0	0		0			
Total	0	0	0		5,685			
Percent Low/Mod					100.0%			

Annual Accomplishments

Years	Accomplishment Narrative	# Benefiting
2018	For FY 2018 The Movan Senior Transportation Program total persons served is 5,685, composed of mainly elderly and handicapped, with approximately 5,287 trips taken.	



U.S. Department of Housing and Urban Development  
 Office of Community Planning and Development  
 Integrated Disbursement and Information System  
 CDBG Activity Summary Report (GPR) for Program Year 2018  
 MORENO VALLEY

Date: 08-Nov-2019  
 Time: 11:06  
 Page: 101

PGM Year: 2018  
 Project: 0018 - 2018-19 FAIR HOUSING SERVICES, FAIR HOUSING COUNCIL OF RIVERSIDE COUNTY  
 IDIS Activity: 973 - Fair Housing Discrimination Services (2018)

Status: Completed 6/30/2019 12:00:00 AM  
 Location: 23890 Alessandro Blvd Ste A1 Moreno Valley, CA 92553-8801  
 Objective: Create suitable living environments  
 Outcome: Availability/accessibility  
 Matrix Code: Fair Housing Activities (if CDBG, then subject to 15% cap) (05J)  
 National Objective: LMC

Initial Funding Date: 02/14/2019

Description:

Fair Housing Council of Riverside County (FHCRC) offers comprehensive services which affirmatively address and promote fair housing (anti discrimination) rights and obligations as defined and articulated under the Federal Fair Housing Act and the California State Law Enactments under the Rumford and Unruh Civil Rights Act.

Financing

	Fund Type	Grant Year	Grant	Funded Amount	Drawn In Program Year	Drawn Thru Program Year
CDBG	EN	2018	B18MC060567	\$12,548.34	\$12,548.34	\$12,548.34
Total	Total			\$12,548.34	\$12,548.34	\$12,548.34

Proposed Accomplishments

People (General) : 220

Actual Accomplishments

Number assisted:

	Owner		Renter		Total		Person	
	Total	Hispanic	Total	Hispanic	Total	Hispanic	Total	Hispanic
White:	0	0	0	0	0	0	18	6
Black/African American:	0	0	0	0	0	0	13	1
Asian:	0	0	0	0	0	0	0	0
American Indian/Alaskan Native:	0	0	0	0	0	0	0	0
Native Hawaiian/Other Pacific Islander:	0	0	0	0	0	0	0	0
American Indian/Alaskan Native & White:	0	0	0	0	0	0	0	0
Asian White:	0	0	0	0	0	0	0	0
Black/African American & White:	0	0	0	0	0	0	0	0
American Indian/Alaskan Native & Black/African American:	0	0	0	0	0	0	0	0
Other multi-racial:	0	0	0	0	0	0	3	0
Asian/Pacific Islander:	0	0	0	0	0	0	0	0
Hispanic:	0	0	0	0	0	0	0	0
Total:	0	0	0	0	0	0	34	7
Female-headed Households:	0		0		0			





U.S. Department of Housing and Urban Development  
Office of Community Planning and Development  
Integrated Disbursement and Information System  
CDBG Activity Summary Report (GPR) for Program Year 2018  
MORENO VALLEY

Date: 08-Nov-2019  
Time: 11:06  
Page: 102

Income Category:	Owner	Renter	Total	Person
Extremely Low	0	0	0	7
Low Mod	0	0	0	20
Moderate	0	0	0	3
Non Low Moderate	0	0	0	4
Total	0	0	0	34
Percent Low/Mod				88.2%

Annual Accomplishments

Years	Accomplishment Narrative	# Benefiting
2018	The Fair Housing Council of Riverside County, Inc.'s Anti-discrimination services are ongoing. Individuals and/or households received vital information regarding their housing rights, received conciliation services and/or referrals for additional assistance. The education provided to tenants on Fair Housing Laws assists them in being knowledgeable of their rights and aware of the options that are available to them when they feel they have been discriminated against. The services provided to renters and housing providers will not only prevent individuals from becoming victims of housing discrimination but will also assist all persons in obtaining equal housing opportunities.	



U.S. Department of Housing and Urban Development  
 Office of Community Planning and Development  
 Integrated Disbursement and Information System  
 CDBG Activity Summary Report (GPR) for Program Year 2018  
 MORENO VALLEY

Date: 08-Nov-2019  
 Time: 11:06  
 Page: 103

PGM Year: 2018  
 Project: 0019 - 2018-19 FAIR HOUSING SERVICES, LANDLORD TENANT HOUSING  
 IDIS Activity: 974 - Fair Housing Landlord/Tenant Counseling (2018)

Status: Completed 6/30/2019 12:00:00 AM Objective: Create suitable living environments  
 Location: 23890 Alessandro Blvd Ste A1 Moreno Valley, CA 92553-8801 Outcome: Availability/accessibility  
 Matrix Code: Tenant/Landlord Counseling (05K) National Objective: LMC

Initial Funding Date: 02/14/2019

Description:

Financing

	Fund Type	Grant Year	Grant	Funded Amount	Drawn In Program Year	Drawn Thru Program Year
CDBG	EN	2018	B18MC060567	\$7,784.73	\$7,784.73	\$7,784.73
Total	Total			\$7,784.73	\$7,784.73	\$7,784.73

Proposed Accomplishments

People (General) : 4,500

Actual Accomplishments

Number assisted:

	Owner		Renter		Total		Person	
	Total	Hispanic	Total	Hispanic	Total	Hispanic	Total	Hispanic
White:	0	0	0	0	0	0	1,519	954
Black/African American:	0	0	0	0	0	0	1,535	15
Asian:	0	0	0	0	0	0	57	0
American Indian/Alaskan Native:	0	0	0	0	0	0	9	0
Native Hawaiian/Other Pacific Islander:	0	0	0	0	0	0	12	0
American Indian/Alaskan Native & White:	0	0	0	0	0	0	3	0
Asian White:	0	0	0	0	0	0	0	0
Black/African American & White:	0	0	0	0	0	0	7	0
American Indian/Alaskan Native & Black/African American:	0	0	0	0	0	0	0	0
Other multi-racial:	0	0	0	0	0	0	136	31
Asian/Pacific Islander:	0	0	0	0	0	0	0	0
Hispanic:	0	0	0	0	0	0	0	0
Total:	0	0	0	0	0	0	3,278	1,000
Female-headed Households:	0		0		0			



U.S. Department of Housing and Urban Development  
Office of Community Planning and Development  
Integrated Disbursement and Information System  
CDBG Activity Summary Report (GPR) for Program Year 2018  
MORENO VALLEY

Date: 08-Nov-2019  
Time: 11:06  
Page: 104

Income Category:	Owner	Renter	Total	Person
Extremely Low	0	0	0	944
Low Mod	0	0	0	1,342
Moderate	0	0	0	647
Non Low Moderate	0	0	0	345
Total	0	0	0	3,278
Percent Low/Mod				89.5%

Annual Accomplishments

Years	Accomplishment Narrative	# Benefiting
2018	The Fair Housing Council of Riverside County, Inc.s landlord tenant services are ongoing. Individuals and/or households received vital information regarding their housing rights, received mediation services and/or referrals for additional assistance. The education provided to tenants assists them in being knowledgeable of their rights and aware of the options that are available to them to resolve their housing disputes. The services provided to renters and housing providers will not only prevent individuals from becoming homeless but will also assist all persons in obtaining equal housing opportunities.	



U.S. Department of Housing and Urban Development  
 Office of Community Planning and Development  
 Integrated Disbursement and Information System  
 CDBG Activity Summary Report (GPR) for Program Year 2018  
 MORENO VALLEY

Date: 08-Nov-2019  
 Time: 11:06  
 Page: 105

PGM Year: 2018  
 Project: 0017 - 2018-19 RIVERSIDE AREA RAPE CRISIS CENTER CHILD ABUSE PREVENTION & EDUCATION PROGRAM  
 IDIS Activity: 975 - Riverside Area Rape Crisis Child Abuse Prevention Program (2018)

Status: Completed 6/30/2019 12:00:00 AM Objective: Create suitable living environments  
 Location: 1845 Chicago Ave Riverside, CA 92507-2366 Outcome: Availability/accessibility  
 Matrix Code: Youth Services (05D) National Objective: LMC

Initial Funding Date: 02/14/2019

Description:

The Riverside Area Rape Crisis Center provides child abuse education and prevention programs through the Moreno Valley schools. The Rape Crisis Center also provides supportive services to victims of abuse and their families. The Child Abuse Prevention Program (CAP) is designed to provide primary prevention education for Moreno Valley schools, grades K 12, including Special Education and Bilingual classrooms.

Financing

	Fund Type	Grant Year	Grant	Funded Amount	Drawn In Program Year	Drawn Thru Program Year
CDBG	EN	2018	B18MC060567	\$10,000.00	\$10,000.00	\$10,000.00
Total	Total			\$10,000.00	\$10,000.00	\$10,000.00

Proposed Accomplishments

People (General) : 5,440

Actual Accomplishments

Number assisted:

	Owner		Renter		Total		Person	
	Total	Hispanic	Total	Hispanic	Total	Hispanic	Total	Hispanic
White:	0	0	0	0	0	0	5,095	4,481
Black/African American:	0	0	0	0	0	0	988	0
Asian:	0	0	0	0	0	0	223	0
American Indian/Alaskan Native:	0	0	0	0	0	0	20	0
Native Hawaiian/Other Pacific Islander:	0	0	0	0	0	0	0	0
American Indian/Alaskan Native & White:	0	0	0	0	0	0	0	0
Asian White:	0	0	0	0	0	0	0	0
Black/African American & White:	0	0	0	0	0	0	0	0
American Indian/Alaskan Native & Black/African American:	0	0	0	0	0	0	0	0
Other multi-racial:	0	0	0	0	0	0	1,283	720
Asian/Pacific Islander:	0	0	0	0	0	0	0	0
Hispanic:	0	0	0	0	0	0	0	0
Total:	0	0	0	0	0	0	7,609	5,201

PR03 - MORENO VALLEY

Page: 105 of 129



U.S. Department of Housing and Urban Development  
Office of Community Planning and Development  
Integrated Disbursement and Information System  
CDBG Activity Summary Report (GPR) for Program Year 2018  
MORENO VALLEY

Date: 08-Nov-2019  
Time: 11:06  
Page: 106

Female-headed Households:			0	0	0
Income Category:					
	Owner	Renter	Total	Person	
Extremely Low	0	0	0	0	
Low Mod	0	0	0	7,609	
Moderate	0	0	0	0	
Non Low Moderate	0	0	0	0	
Total	0	0	0	7,609	
Percent Low/Mod				100.0%	

Annual Accomplishments

Years	Accomplishment Narrative	# Benefiting
2018	For FY 2018 a total of 7,609 individuals have been served which is composed of elementary, middle school, high school, and special ed. students (with teachers and some adults). A total of 281 presentations were made in Moreno Valley.	



U.S. Department of Housing and Urban Development  
 Office of Community Planning and Development  
 Integrated Disbursement and Information System  
 CDBG Activity Summary Report (GPR) for Program Year 2018  
 MORENO VALLEY

Date: 08-Nov-2019  
 Time: 11:06  
 Page: 107

PGM Year: 2018  
 Project: 0024 - 2018-19 GRID ALTERNATIVES SOLAR AFFORDABLE HOUSING PROGRAM-19  
 IDIS Activity: 976 - Solar Energy Assistance Program (2018)

Status: Open Objective: Create suitable living environments  
 Location: 1660 Chicago Ave Ste M21 Riverside, CA 92507-2028 Outcome: Sustainability  
 Matrix Code: Energy Efficiency Improvements (14F) National Objective: LMH

Initial Funding Date: 02/22/2019

Description:

GRID Alternatives will install solar electric systems in the City of Moreno Valley for low income residents. These installations will be facilitated using GRID's job trainees, providing hands-on job training. These solar electric systems will result in a long term financial benefit for low income families, and be an environmental benefit by eliminating greenhouse gas emissions.

Financing

	Fund Type	Grant Year	Grant	Funded Amount	Drawn In Program Year	Drawn Thru Program Year
CDBG	EN	2018	B18MC060567	\$50,000.00	\$42,860.54	\$42,860.54
Total	Total			\$50,000.00	\$42,860.54	\$42,860.54

Proposed Accomplishments

Housing Units : 10

Actual Accomplishments

Number assisted:

	Owner		Renter		Total		Person	
	Total	Hispanic	Total	Hispanic	Total	Hispanic	Total	Hispanic
White:	2	0	0	0	2	0	0	0
Black/African American:	3	0	0	0	3	0	0	0
Asian:	0	0	0	0	0	0	0	0
American Indian/Alaskan Native:	0	0	0	0	0	0	0	0
Native Hawaiian/Other Pacific Islander:	0	0	0	0	0	0	0	0
American Indian/Alaskan Native & White:	0	0	0	0	0	0	0	0
Asian White:	0	0	0	0	0	0	0	0
Black/African American & White:	0	0	0	0	0	0	0	0
American Indian/Alaskan Native & Black/African American:	0	0	0	0	0	0	0	0
Other multi-racial:	4	4	0	0	4	4	0	0
Asian/Pacific Islander:	0	0	0	0	0	0	0	0
Hispanic:	0	0	0	0	0	0	0	0
Total:	9	4	0	0	9	4	0	0



U.S. Department of Housing and Urban Development  
Office of Community Planning and Development  
Integrated Disbursement and Information System  
CDBG Activity Summary Report (GPR) for Program Year 2018  
MORENO VALLEY

Date: 08-Nov-2019  
Time: 11:06  
Page: 108

Female-headed Households:			0	0	0
Income Category:	Owner	Renter	Total	Person	
Extremely Low	5	0	5	0	
Low Mod	4	0	4	0	
Moderate	0	0	0	0	
Non Low Moderate	0	0	0	0	
Total	9	0	9	0	
Percent Low/Mod	100.0%		100.0%		

Annual Accomplishments

Years	Accomplishment Narrative	# Benefitting
2018	As of June 2019 GRID Alternatives have successfully installed solar electric systems in Moreno Valley for 9 low-income homeowners earning no more than 80% of AMI. The installations were also facilitated using 16 job trainee and 40 volunteer participants.	



U.S. Department of Housing and Urban Development  
 Office of Community Planning and Development  
 Integrated Disbursement and Information System  
 CDBG Activity Summary Report (GPR) for Program Year 2018  
 MORENO VALLEY

Date: 08-Nov-2019  
 Time: 11:06  
 Page: 109

PGM Year: 2018  
 Project: 0010 - 2018-19 FAMILY SERVICES ASSOCIATION, MORE THAN A MEAL PROGRAM FOR SENIORS  
 IDIS Activity: 979 - Senior Nutrition Program (2018)

Status: Completed 7/31/2019 1:53:54 PM Objective: Create suitable living environments  
 Location: 21250 Box Springs Rd Ste 212 Moreno Valley, CA 92557-8712 Outcome: Availability/accessibility  
 Matrix Code: Senior Services (05A) National Objective: LMC

Initial Funding Date: 02/28/2019

Description:

Family Service Associations (FSA) Senior Nutrition Program provides seniors with one nutritionally balanced meal Monday - Friday. The meals are provided to seniors 62 years of age and older in a group setting at the City of Moreno Valley Senior Center. Meals are also provided through an in-home delivery service to seniors who are unable to visit the center because of illness, incapacity, disability, and a lack of transportation. The program provides a range of services, including nutrition screening, assessment, and education.

Financing

	Fund Type	Grant Year	Grant	Funded Amount	Drawn In Program Year	Drawn Thru Program Year
CDBG	EN	2018	B18MC060567	\$10,000.00	\$10,000.00	\$10,000.00
Total	Total			\$10,000.00	\$10,000.00	\$10,000.00

Proposed Accomplishments

People (General) : 50

Actual Accomplishments

Number assisted:

	Owner		Renter		Total		Person	
	Total	Hispanic	Total	Hispanic	Total	Hispanic	Total	Hispanic
White:	0	0	0	0	0	0	138	39
Black/African American:	0	0	0	0	0	0	144	2
Asian:	0	0	0	0	0	0	25	1
American Indian/Alaskan Native:	0	0	0	0	0	0	4	1
Native Hawaiian/Other Pacific Islander:	0	0	0	0	0	0	5	3
American Indian/Alaskan Native & White:	0	0	0	0	0	0	0	0
Asian White:	0	0	0	0	0	0	0	0
Black/African American & White:	0	0	0	0	0	0	0	0
American Indian/Alaskan Native & Black/African American:	0	0	0	0	0	0	0	0
Other multi-racial:	0	0	0	0	0	0	217	169
Asian/Pacific Islander:	0	0	0	0	0	0	0	0
Hispanic:	0	0	0	0	0	0	0	0
Total:	0	0	0	0	0	0	533	215

PR03 - MORENO VALLEY

Page: 109 of 129





U.S. Department of Housing and Urban Development  
Office of Community Planning and Development  
Integrated Disbursement and Information System  
CDBG Activity Summary Report (GPR) for Program Year 2018  
MORENO VALLEY

Date: 08-Nov-2019  
Time: 11:06  
Page: 110

Female-headed Households:			0	0	0
Income Category:	Owner	Renter	Total	Person	
Extremely Low	0	0	0	533	
Low Mod	0	0	0	0	
Moderate	0	0	0	0	
Non Low Moderate	0	0	0	0	
Total	0	0	0	533	
Percent Low/Mod				100.0%	

Annual Accomplishments

Years	Accomplishment Narrative	# Benefiting
2018	For FY 2018/19, FSA has served 533 unduplicated seniors in the City of Moreno Valley. FSA serves meals to seniors in a group setting at the Moreno Valley Senior Center. FSA also delivers meals to seniors who live in Moreno Valley and are homebound. The case workers offer referrals for services such as, but not limited to, transportation, minor home repairs and in-home care. The case workers also provide nutrition screening, home assessments and nutrition education. For FY 2018/19, 134 Moreno Valley seniors have been provided with these services.	



U.S. Department of Housing and Urban Development  
 Office of Community Planning and Development  
 Integrated Disbursement and Information System  
 CDBG Activity Summary Report (GPR) for Program Year 2018  
 MORENO VALLEY

Date: 08-Nov-2019  
 Time: 11:06  
 Page: 111

PGM Year: 2018  
 Project: 0013 - 2018-19 MORENO VALLEY POLICE DEPARTMENT COMMUNITY POLICING & HOLIDAY CHEER PROGRAM  
 IDIS Activity: 980 - MVPD Community Policing & Holiday Cheer Program (2018)

Status: Completed 6/30/2019 12:00:00 AM Objective: Create suitable living environments  
 Location: 22850 Calle San Juan De Los Lagos Moreno Valley, CA Outcome: Availability/accessibility  
 92553-9045 Matrix Code: Crime Awareness (05f) National Objective: LMA

Initial Funding Date: 03/14/2019

Description:

The Moreno Valley Police Department (Problem Oriented Policing Team) will administer the Community Policing Program designed to bring law enforcement to a personal community level in order to solve neighborhood problems.  
 Officers will be assigned overtime on a continual basis throughout FY 1819.  
 The project is estimated to benefit 900 residents in the Target Area in general.  
 The MVPD POP Team shall conduct focused and proactive community oriented policing within assigned CDBG Target Areas making themselves familiar with residents, business owners, apartment complexes, in efforts to work closely with them and solve community problems.

Financing

	Fund Type	Grant Year	Grant	Funded Amount	Drawn In Program Year	Drawn Thru Program Year
CDBG	EN	2018	B18MC060567	\$81,918.95	\$81,918.95	\$81,918.95
Total	Total			\$81,918.95	\$81,918.95	\$81,918.95

Proposed Accomplishments

People (General) : 900  
 Total Population in Service Area: 85,650  
 Census Tract Percent Low / Mod: 63.93

Annual Accomplishments

Years	Accomplishment Narrative	# Benefiting
2018	During FY 2018, the Moreno Valley Police Department Community Policing Program rendered the following Public Safety Services within the CDBG Target areas; completed 47 felony and misdemeanor arrests, and performed 17 pro-active projects, community projects, and team projects.	



U.S. Department of Housing and Urban Development  
 Office of Community Planning and Development  
 Integrated Disbursement and Information System  
 CDBG Activity Summary Report (GPR) for Program Year 2018  
 MORENO VALLEY

Date: 08-Nov-2019  
 Time: 11:06  
 Page: 112

PGM Year: 2018  
 Project: 0015 - 2018-19 EMPLOYMENT RESOURCE CENTER OPERATIONS  
 IDIS Activity: 981 - Employment Resource Center (2018)  
 Status: Completed 6/30/2019 12:00:00 AM  
 Location: 12625 Frederick St Ste K3 Moreno Valley, CA 92553-5254  
 Objective: Create economic opportunities  
 Outcome: Availability/accessibility  
 Matrix Code: Employment Training (05H)  
 National Objective: LMC

Initial Funding Date: 02/28/2019

Description:

The ERC provides job seekers with access to resources that are necessary to search and acquire employment within the city and surrounding areas. On-site job seekers have access to knowledgeable and friendly staff who assist with services such as job searches, job applications, one-on-one mock interviews, resume assistance, and enrollment services which includes job training and career coaching. Resources also include 29 computers with internet access. Wi-Fi availability; a computer lab for training purposes; a conference room for workshops and group activities; two photocopiers; job recruitment boards featuring area jobs; two fax machines; and staffing to assist both job seekers and employers with their individual needs. Employers utilize the ERC for recruitment purposes with access to a large and local applicant pool; private offices to hold interviews; a conference room to conduct new employee orientations and trainings; and staff assistance as they have access to Riverside County Business Solutions representatives to assist them in all of their human resources and labor market information needs.

Financing

	Fund Type	Grant Year	Grant	Funded Amount	Drawn In Program Year	Drawn Thru Program Year
CDBG	EN	2018	B18MC060567	\$66,000.00	\$66,000.00	\$66,000.00
Total	Total			\$66,000.00	\$66,000.00	\$66,000.00

Proposed Accomplishments

People (General) : 592

Actual Accomplishments

Number assisted:

	Owner		Renter		Total		Person	
	Total	Hispanic	Total	Hispanic	Total	Hispanic	Total	Hispanic
White:	0	0	0	0	0	0	405	299
Black/African American:	0	0	0	0	0	0	546	140
Asian:	0	0	0	0	0	0	32	11
American Indian/Alaskan Native:	0	0	0	0	0	0	21	16
Native Hawaiian/Other Pacific Islander:	0	0	0	0	0	0	26	7
American Indian/Alaskan Native & White:	0	0	0	0	0	0	11	7
Asian White:	0	0	0	0	0	0	0	0
Black/African American & White:	0	0	0	0	0	0	28	12
American Indian/Alaskan Native & Black/African American:	0	0	0	0	0	0	20	9
Other multi-racial:	0	0	0	0	0	0	236	198



U.S. Department of Housing and Urban Development  
 Office of Community Planning and Development  
 Integrated Disbursement and Information System  
 CDBG Activity Summary Report (GPR) for Program Year 2018  
 MORENO VALLEY

Date: 08-Nov-2019  
 Time: 11:06  
 Page: 113

Asian/Pacific Islander:	0	0	0	0	0	0	0	0
Hispanic:	0	0	0	0	0	0	0	0
Total:	0	0	0	0	0	0	1,325	699
Female-headed Households:	0		0		0			
Income Category:	Owner	Renter	Total	Person				
Extremely Low	0	0	0	539				
Low Mod	0	0	0	437				
Moderate	0	0	0	349				
Non Low Moderate	0	0	0	0				
Total	0	0	0	1,325				
Percent Low/Mod				100.0%				

Annual Accomplishments

Years	Accomplishment Narrative	# Benefiting
2018	The number of career preparedness workshops continues to expand as well as the attendance from the community. In 2019, ERC launched Small Business Wednesdays to foster and encourage the small business and entrepreneur growth for capital infusion. ERC had added career assessment software that will help guide job seekers. There is a focus on outreach to the community to learn about the services ERC offers. In 2019, ERC launched several new workforce programs such as LinkedIn Learning and LevelUp which is designed to cover career preparedness, mock interviews, and resume reviews.	



U.S. Department of Housing and Urban Development  
 Office of Community Planning and Development  
 Integrated Disbursement and Information System  
 CDBG Activity Summary Report (GPR) for Program Year 2018  
 MORENO VALLEY

Date: 08-Nov-2019  
 Time: 11:06  
 Page: 114

PGM Year: 2018  
 Project: 0025 - 2018-19 HABITAT FOR HUMANITY BRUSH OF KINDNESS CRITICAL HOME REPAIR PROGRAM  
 IDIS Activity: 982 - A Brush with Kindness CDBG Program (2018)

Status: Completed 6/30/2019 12:00:00 AM Objective: Create suitable living environments  
 Location: 23820 Ironwood Ave Spc 40 Moreno Valley, CA 92557-8108 Outcome: Availability/accessibility  
 Matrix Code: Rehab; Single-Unit Residential (14A) National Objective: LMH

Initial Funding Date: 02/28/2019

Description:

A Brush with Kindness is a one time exterior home preservation services that offers exterior painting, landscaping, and minor exterior repairs for homeowners in need. The minor repairs consist of skirting, trim, steps, entrance, and porch deck repairs to ensure safety and health compliance and improve accessibility. ABWK helps homeowners impacted by age, disability, and family circumstances who struggle to maintain the exterior of their homes, reclaim their homes with pride and dignity. The program will assist ten households (mobile homes and one story single-family homeowners) in the low to moderate income range.

Financing

	Fund Type	Grant Year	Grant	Funded Amount	Drawn In Program Year	Drawn Thru Program Year
CDBG	EN	2018	B18MC060567	\$10,000.00	\$10,000.00	\$10,000.00
Total	Total			\$10,000.00	\$10,000.00	\$10,000.00

Proposed Accomplishments

Housing Units : 10

Actual Accomplishments

Number assisted:

	Owner		Renter		Total		Person	
	Total	Hispanic	Total	Hispanic	Total	Hispanic	Total	Hispanic
White:	7	6	0	0	7	6	0	0
Black/African American:	0	0	0	0	0	0	0	0
Asian:	0	0	0	0	0	0	0	0
American Indian/Alaskan Native:	0	0	0	0	0	0	0	0
Native Hawaiian/Other Pacific Islander:	0	0	0	0	0	0	0	0
American Indian/Alaskan Native & White:	0	0	0	0	0	0	0	0
Asian White:	0	0	0	0	0	0	0	0
Black/African American & White:	0	0	0	0	0	0	0	0
American Indian/Alaskan Native & Black/African American:	0	0	0	0	0	0	0	0
Other multi-racial:	0	0	0	0	0	0	0	0
Asian/Pacific Islander:	0	0	0	0	0	0	0	0
Hispanic:	0	0	0	0	0	0	0	0
Total:	7	6	0	0	7	6	0	0

PR03 - MORENO VALLEY

Page: 114 of 129



U.S. Department of Housing and Urban Development  
Office of Community Planning and Development  
Integrated Disbursement and Information System  
CDBG Activity Summary Report (GPR) for Program Year 2018  
MORENO VALLEY

Date: 08-Nov-2019  
Time: 11:06  
Page: 115

Female-headed Households:			0	0	0
Income Category:	Owner	Renter	Total	Person	
Extremely Low	0	0	0	0	
Low Mod	0	0	0	0	
Moderate	7	0	7	0	
Non Low Moderate	0	0	0	0	
Total	7	0	7	7	
Percent Low/Mod	100.0%		100.0%		

Annual Accomplishments

Years	Accomplishment Narrative	# Benefiting
2018	For FY 2018 Habitat for Humanity Riverside has completed rehabilitation for 7 eligible housing units.	



U.S. Department of Housing and Urban Development  
 Office of Community Planning and Development  
 Integrated Disbursement and Information System  
 CDBG Activity Summary Report (GPR) for Program Year 2018  
 MORENO VALLEY

Date: 08-Nov-2019  
 Time: 11:06  
 Page: 116

PGM Year: 2018  
 Project: 0008 - 2018-19 CDBG PROGRAM ADMINISTRATION  
 IDIS Activity: 983 - CDBG Administration (2018)

Status: Open Objective:  
 Location: , Outcome:  
 Matrix Code: General Program Administration (21A) National Objective:

Initial Funding Date: 02/28/2019

Description:  
 Overall program administration, management, monitoring and evaluation.  
 Financing

	Fund Type	Grant Year	Grant	Funded Amount	Drawn In Program Year	Drawn Thru Program Year
CDBG	EN	2018	B18MC060567	\$368,934.00	\$61,857.59	\$61,857.59
Total	Total			\$368,934.00	\$61,857.59	\$61,857.59

Proposed Accomplishments

Actual Accomplishments

Number assisted:	Owner		Renter		Total		Person	
	Total	Hispanic	Total	Hispanic	Total	Hispanic	Total	Hispanic
White:					0	0		
Black/African American:					0	0		
Asian:					0	0		
American Indian/Alaskan Native:					0	0		
Native Hawaiian/Other Pacific Islander:					0	0		
American Indian/Alaskan Native & White:					0	0		
Asian White:					0	0		
Black/African American & White:					0	0		
American Indian/Alaskan Native & Black/African American:					0	0		
Other multi-racial:					0	0		
Asian/Pacific Islander:					0	0		
Hispanic:					0	0		
Total:	0	0	0	0	0	0	0	0
Female-headed Households:					0			

Income Category: Owner Renter Total Person



U.S. Department of Housing and Urban Development  
Office of Community Planning and Development  
Integrated Disbursement and Information System  
CDBG Activity Summary Report (GPR) for Program Year 2018  
MORENO VALLEY

Date: 08-Nov-2019  
Time: 11:06  
Page: 117

Extremely Low			0	
Low Mod			0	
Moderate			0	
Non Low Moderate			0	
Total	0	0	0	0
Percent Low/Mod				

Annual Accomplishments

No data returned for this view. This might be because the applied filter excludes all data.





U.S. Department of Housing and Urban Development  
 Office of Community Planning and Development  
 Integrated Disbursement and Information System  
 CDBG Activity Summary Report (GPR) for Program Year 2018  
 MORENO VALLEY

Date: 08-Nov-2019  
 Time: 11:06  
 Page: 118

PGM Year: 2018  
 Project: 0009 - 2018-19 THE SALVATION ARMY -FOOD PANTRY  
 IDIS Activity: 986 - The Salvation Army- Food Pantry (2018)

Status: Completed 6/30/2019 12:00:00 AM  
 Location: 14068 Graham St Moreno Valley, CA 92553-8830  
 Objective: Create suitable living environments  
 Outcome: Availability/accessibility  
 Matrix Code: Food Banks (05W)  
 National Objective: LMC

Initial Funding Date: 03/14/2019

Description:

The Salvation Army Food Pantry Program helps individuals and their families in need. The pantry is open 12:00pm to 3:00pm Monday, Tuesday, Wednesday, and Friday. Clients can access the pantry once every 30 days. The requested funding will be used for staffing costs and to expand services by offering satellite distributions of food at various locations throughout the city of Moreno Valley. This will include, but not be limited to, senior living facilities and areas identified as food deserts.

Financing

	Fund Type	Grant Year	Grant	Funded Amount	Drawn In Program Year	Drawn Thru Program Year
CDBG	EN	2018	B18MC060567	\$10,000.00	\$10,000.00	\$10,000.00
Total	Total			\$10,000.00	\$10,000.00	\$10,000.00

Proposed Accomplishments

People (General) : 33,600

Actual Accomplishments

Number assisted:

	Owner		Renter		Total		Person	
	Total	Hispanic	Total	Hispanic	Total	Hispanic	Total	Hispanic
White:	0	0	0	0	0	0	2,239	881
Black/African American:	0	0	0	0	0	0	1,937	39
Asian:	0	0	0	0	0	0	106	0
American Indian/Alaskan Native:	0	0	0	0	0	0	24	0
Native Hawaiian/Other Pacific Islander:	0	0	0	0	0	0	94	1
American Indian/Alaskan Native & White:	0	0	0	0	0	0	19	5
Asian White:	0	0	0	0	0	0	0	0
Black/African American & White:	0	0	0	0	0	0	1	0
American Indian/Alaskan Native & Black/African American:	0	0	0	0	0	0	0	0
Other multi-racial:	0	0	0	0	0	0	6,053	3,986
Asian/Pacific Islander:	0	0	0	0	0	0	0	0
Hispanic:	0	0	0	0	0	0	0	0



U.S. Department of Housing and Urban Development  
Office of Community Planning and Development  
Integrated Disbursement and Information System  
CDBG Activity Summary Report (GPR) for Program Year 2018  
MORENO VALLEY

Date: 08-Nov-2019  
Time: 11:06  
Page: 119

Total:			0	0	0	0	0	0	10,473	4,912
Female-headed Households:			0		0		0			
Income Category:	Owner	Renter	Total		Person					
Extremely Low	0	0	0		0					
Low Mod	0	0	0		2,539					
Moderate	0	0	0		7,934					
Non Low Moderate	0	0	0		0					
Total	0	0	0		10,473					
Percent Low/Mod					100.0%					

Annual Accomplishments

Years	Accomplishment Narrative	# Benefiting
2018	The subrecipient's ability to serve the needy persons in the community has greatly increased. More volunteers were engaged, therefore better service were provided to the participants. A total of 10,473 individuals were served in this program with the funding received.	



U.S. Department of Housing and Urban Development  
 Office of Community Planning and Development  
 Integrated Disbursement and Information System  
 CDBG Activity Summary Report (GPR) for Program Year 2018  
 MORENO VALLEY

Date: 08-Nov-2019  
 Time: 11:06  
 Page: 120

PGM Year: 2018  
 Project: 0011 - 2018-19 THE SALVATION ARMY (CDBG Neighborhood Cleanup)  
 IDIS Activity: 987 - The Salvation Army- Neighborhood Cleanup (2018)

Status: Open Objective: Create suitable living environments  
 Location: 14068 Graham St Moreno Valley, CA 92553-8830 Outcome: Sustainability  
 Matrix Code: Interim Assistance (06) National Objective: LMA

Initial Funding Date: 03/14/2019

Description:

The goal of this program is to provide employment to five individuals weekly for 90 days each. This requires identifying qualifying individuals, helping them obtain the necessary documents to be employable and transporting them to the work site while providing supervision of the work site. As a result of this program and the case management aspect, homeless individuals will have gained work experience, documentation necessary for employment, confidence to reenter the workforce and possibly permanent housing. The work that the homeless individuals will be doing includes clean-up of areas within the city of Moreno Valley.

Financing

	Fund Type	Grant Year	Grant	Funded Amount	Drawn In Program Year	Drawn Thru Program Year
CDBG	EN	2018	B18MC060567	\$30,000.00	\$15,724.34	\$15,724.34
Total	Total			\$30,000.00	\$15,724.34	\$15,724.34

Proposed Accomplishments

People (General) : 50  
 Total Population in Service Area: 85,650  
 Census Tract Percent Low / Mod: 63.93

Annual Accomplishments

Years	Accomplishment Narrative	# Benefiting
2018	As of June 2019 The Salvation Army has assisted 35 homeless individuals with part time employment.	



U.S. Department of Housing and Urban Development  
 Office of Community Planning and Development  
 Integrated Disbursement and Information System  
 CDBG Activity Summary Report (GPR) for Program Year 2018  
 MORENO VALLEY

Date: 08-Nov-2019  
 Time: 11:06  
 Page: 121

PGM Year: 2018  
 Project: 0021 - 2018-19 OPERATION SCHOOL BELL  
 IDIS Activity: 988 - Assistance League of Riverside- Operation School Bell Program  
 Status: Completed 6/30/2019 12:00:00 AM  
 Location: 3707 Sunnyside Dr Riverside, CA 92506-2418  
 Objective: Create suitable living environments  
 Outcome: Availability/accessibility  
 Matrix Code: Youth Services (05D)  
 National Objective: LMC

Initial Funding Date: 03/14/2019

Description:

Operation School Bell is a program provided to elementary, middle school, and high school students with a goal of assisting them in removing barriers to learning. Assistance League of Riverside will provide new school clothes, backpacks, school supplies, hygiene kits and reading books to homeless and economically disadvantaged children. Each child receives: shirts, pants, socks and underwear, a sweatshirt, a jacket, a voucher for a new pair of shoes, a backpack, school supplies, two age appropriate reading books and a hygiene kit. Middle School and High School students are served at a J.C. Penneys store in Moreno Valley for those in that school district.

	Fund Type	Grant Year	Grant	Funded Amount	Drawn In Program Year	Drawn Thru Program Year
CDBG	EN	2018	B18MC060567	\$10,000.00	\$10,000.00	\$10,000.00
Total	Total			\$10,000.00	\$10,000.00	\$10,000.00

Proposed Accomplishments

People (General) : 400

Actual Accomplishments

Number assisted:

	Owner		Renter		Total		Person	
	Total	Hispanic	Total	Hispanic	Total	Hispanic	Total	Hispanic
White:	0	0	0	0	0	0	234	222
Black/African American:	0	0	0	0	0	0	88	18
Asian:	0	0	0	0	0	0	5	5
American Indian/Alaskan Native:	0	0	0	0	0	0	1	1
Native Hawaiian/Other Pacific Islander:	0	0	0	0	0	0	7	4
American Indian/Alaskan Native & White:	0	0	0	0	0	0	2	2
Asian White:	0	0	0	0	0	0	0	0
Black/African American & White:	0	0	0	0	0	0	7	3
American Indian/Alaskan Native & Black/African American:	0	0	0	0	0	0	0	0
Other multi-racial:	0	0	0	0	0	0	12	10
Asian/Pacific Islander:	0	0	0	0	0	0	0	0



U.S. Department of Housing and Urban Development  
 Office of Community Planning and Development  
 Integrated Disbursement and Information System  
 CDBG Activity Summary Report (GPR) for Program Year 2018  
 MORENO VALLEY

Date: 08-Nov-2019  
 Time: 11:06  
 Page: 122

Hispanic:	0	0	0	0	0	0	0	0
Total:	0	0	0	0	0	0	356	265
Female-headed Households:	0		0		0			
Income Category:								
	Owner	Renter	Total	Person				
Extremely Low	0	0	0	337				
Low Mod	0	0	0	19				
Moderate	0	0	0	0				
Non Low Moderate	0	0	0	0				
Total	0	0	0	356				
Percent Low/Mod				100.0%				

Annual Accomplishments

Years	Accomplishment Narrative	# Benefiting
2018	For FY 2018/19 Assistance League of Riverside reached 89% of their goal to serve 400 individuals. The School District began to identify and refer students to the Operation School Bell Program in September - 2018. The program has assisted 198 elementary school students, 61 middle school students, and 97 high school students in the City of Moreno Valley.	



U.S. Department of Housing and Urban Development  
 Office of Community Planning and Development  
 Integrated Disbursement and Information System  
 CDBG Activity Summary Report (GPR) for Program Year 2018  
 MORENO VALLEY

Date: 08-Nov-2019  
 Time: 11:06  
 Page: 123

PGM Year: 2018  
 Project: 0008 - 2018-19 CDBG PROGRAM ADMINISTRATION  
 IDIS Activity: 989 - Fair Housing Council of Riverside County

Status: Completed 6/30/2019 12:00:00 AM  
 Location: ,  
 Objective:  
 Outcome:  
 Matrix Code: Fair Housing Activities (subject to 20% Admin Cap) (21D)  
 National Objective:

Initial Funding Date: 03/14/2019

Description:

The Fair Housing Council of Riverside County, Inc., (FHCRC) proposes to offer a full menu of fair housing services which affirmatively address and promote fair housing rights and obligations as defined and articulated under the Federal Fair Housing Act and the California State Law Enactments under the Rumford and Unruh Civil Rights Acts. FHCRC's Mission is to provide comprehensive services which affirmatively address and promote fair housing (antidiscrimination) rights and further other housing opportunities for all persons without regard to race, color, age, national origin, religion, sex, familial status (presence of children), disability, ancestry, marital status, or other arbitrary factors. The Mission is accomplished through three component areas under both ANTI DISCRIMINATION and LANDLORDTENANT services. These three components are: 1. Education; 2. Training and Technical Assistance; 3. Enforcement.

	Fund Type	Grant Year	Grant	Funded Amount	Drawn In Program Year	Drawn Thru Program Year
CDBG	EN	2018	B18MC060567	\$27,930.78	\$27,930.78	\$27,930.78
<b>Total</b>	<b>Total</b>			<b>\$27,930.78</b>	<b>\$27,930.78</b>	<b>\$27,930.78</b>

Proposed Accomplishments

Actual Accomplishments

Number assisted:	Owner		Renter		Total		Person	
	Total	Hispanic	Total	Hispanic	Total	Hispanic	Total	Hispanic
White:					0	0		
Black/African American:					0	0		
Asian:					0	0		
American Indian/Alaskan Native:					0	0		
Native Hawaiian/Other Pacific Islander:					0	0		
American Indian/Alaskan Native & White:					0	0		
Asian White:					0	0		
Black/African American & White:					0	0		
American Indian/Alaskan Native & Black/African American:					0	0		
Other multi-racial:					0	0		
Asian/Pacific Islander:					0	0		

PR03 - MORENO VALLEY

Page: 123 of 129



U.S. Department of Housing and Urban Development  
Office of Community Planning and Development  
Integrated Disbursement and Information System  
CDBG Activity Summary Report (GPR) for Program Year 2018  
MORENO VALLEY

Date: 08-Nov-2019  
Time: 11:06  
Page: 124

Hispanic:						0	0				
Total:			0	0	0	0	0	0	0	0	0
Female-headed Households:											0
Income Category:	Owner	Renter	Total		Person						
Extremely Low			0								
Low Mod			0								
Moderate			0								
Non Low Moderate			0								
Total	0	0	0		0						
Percent Low/Mod											

Annual Accomplishments  
No data returned for this view. This might be because the applied filter excludes all data.



U.S. Department of Housing and Urban Development  
 Office of Community Planning and Development  
 Integrated Disbursement and Information System  
 CDBG Activity Summary Report (GPR) for Program Year 2018  
 MORENO VALLEY

Date: 08-Nov-2019  
 Time: 11:06  
 Page: 125

PGM Year: 2018  
 Project: 0022 - 2018-19 ADA IMPROVEMENT AT CITY FACILITIES  
 IDIS Activity: 990 - Conference and Recreation Center ADA Improvements

Status: Open  
 Location: 14177 Frederick St CA Moreno Valley, CA 92553-9014  
 Objective: Create suitable living environments  
 Outcome: Availability/accessibility  
 Matrix Code: Other Public Improvements Not Listed in 03A-03S (03Z)  
 National Objective: LMA

Initial Funding Date: 03/25/2019

Description:

ADA Improvements at City Facilities- This capital improvement project will fund the construction costs for the recommended Americans with Disabilities Act (ADA) corrections provided by the City's accessibility consultant Disability Access Consultants (DAC) in reference to City facilities located in CDBG low mod target areas. Completion of the ADA recommended actions from DAC will improve accessibility and make it possible for those with disabilities and who may currently be prevented access to City facilities to utilize and enjoy the services and programs offered at throughout our City facilities. The facilities most frequently used by the public include the City Hall, Animal Shelter and community centers, including, The Conference and Recreation Center, Cottonwood Golf Center, Towngate Community Center.

	Fund Type	Grant Year	Grant	Funded Amount	Drawn In Program Year	Drawn Thru Program Year
CDBG	EN	2018	B18MC060567	\$195,225.00	\$176,592.34	\$176,592.34
Total	Total			\$195,225.00	\$176,592.34	\$176,592.34

Proposed Accomplishments

Public Facilities : 1  
 Total Population in Service Area: 85,285  
 Census Tract Percent Low / Mod: 63.42

Annual Accomplishments

No data returned for this view. This might be because the applied filter excludes all data.





U.S. Department of Housing and Urban Development  
 Office of Community Planning and Development  
 Integrated Disbursement and Information System  
 CDBG Activity Summary Report (GPR) for Program Year 2018  
 MORENO VALLEY

Date: 08-Nov-2019  
 Time: 11:06  
 Page: 126

PGM Year: 2018  
 Project: 0022 - 2018-19 ADA IMPROVEMENT AT CITY FACILITIES  
 IDIS Activity: 991 - Animal Shelter ADA Improvements

Status: Open  
 Location: 14041 Elsworth St Moreno Valley, CA 92553-9050  
 Objective: Create suitable living environments  
 Outcome: Availability/accessibility  
 Matrix Code: Other Public Improvements Not Listed  
 National Objective: LMA  
 in 03A-03S (03Z)

Initial Funding Date: 03/25/2019

Description:

This capital improvement project will fund the construction costs for the recommended Americans with Disabilities Act (ADA) corrections provided by the City's accessibility consultant Disability Access Consultants (DAC) in reference to City facilities located in CDBG low mod target areas. Completion of the ADA recommended actions from DAC will improve accessibility and make it possible for those with disabilities and who may currently be prevented access to City facilities to utilize and enjoy the services and programs offered at throughout our City facilities. The facilities most frequently used by the public include the City Hall, Animal Shelter and community centers, including, The Conference and Recreation Center, Cottonwood Golf Center, Towngate Community Center.

Financing

	Fund Type	Grant Year	Grant	Funded Amount	Drawn In Program Year	Drawn Thru Program Year
CDBG	EN	2018	B18MC060567	\$204,775.00	\$192,851.22	\$192,851.22
Total	Total			\$204,775.00	\$192,851.22	\$192,851.22

Proposed Accomplishments

Public Facilities : 1  
 Total Population in Service Area: 85,650  
 Census Tract Percent Low / Mod: 63.93

Annual Accomplishments

No data returned for this view. This might be because the applied filter excludes all data.



U.S. Department of Housing and Urban Development  
 Office of Community Planning and Development  
 Integrated Disbursement and Information System  
 CDBG Activity Summary Report (GPR) for Program Year 2018  
 MORENO VALLEY

Date: 08-Nov-2019  
 Time: 11:06  
 Page: 127

PGM Year: 2018  
 Project: 0023 - 2018-19 UNIVERSITY ENTERPRISES CORP., IE SMALL BUSINESS DEV. CTR (SBDC)  
 IDIS Activity: 997 - 2018 University Enterprise Corp.- Small Business Development Center (SBDC)

Status: Open Objective: Create economic opportunities  
 Location: 5500 University Pkwy San Bernardino, CA 92407-2318 Outcome: Availability/accessibility  
 Matrix Code: Micro-Enterprise Assistance (18C) National Objective: LMJ

Initial Funding Date: 05/16/2019

Description:

SBDC will provide business consulting and training to existing and start-up businesses and will create 10 low/moderate jobs, retain a minimum of 10 low/moderate jobs, provide local small businesses with 75 consultations, and train 90 persons as part of the business workshop.

Financing

	Fund Type	Grant Year	Grant	Funded Amount	Drawn In Program Year	Drawn Thru Program Year
CDBG	EN	2018	B18MC060567	\$49,246.00	\$0.00	\$0.00
Total	Total			\$49,246.00	\$0.00	\$0.00

Proposed Accomplishments

Jobs : 10

Actual Accomplishments

Number assisted:

	Owner		Renter		Total		Person	
	Total	Hispanic	Total	Hispanic	Total	Hispanic	Total	Hispanic
White:	0	0	0	0	0	0	0	0
Black/African American:	0	0	0	0	0	0	0	0
Asian:	0	0	0	0	0	0	0	0
American Indian/Alaskan Native:	0	0	0	0	0	0	0	0
Native Hawaiian/Other Pacific Islander:	0	0	0	0	0	0	0	0
American Indian/Alaskan Native & White:	0	0	0	0	0	0	0	0
Asian White:	0	0	0	0	0	0	0	0
Black/African American & White:	0	0	0	0	0	0	0	0
American Indian/Alaskan Native & Black/African American:	0	0	0	0	0	0	0	0
Other multi-racial:	0	0	0	0	0	0	0	0
Asian/Pacific Islander:	0	0	0	0	0	0	0	0
Hispanic:	0	0	0	0	0	0	0	0
Total:	0	0	0	0	0	0	0	0
Female-headed Households:	0		0		0			



U.S. Department of Housing and Urban Development  
Office of Community Planning and Development  
Integrated Disbursement and Information System  
CDBG Activity Summary Report (GPR) for Program Year 2018  
MORENO VALLEY

Date: 08-Nov-2019  
Time: 11:06  
Page: 128

Income Category:	Owner	Renter	Total	Person
Extremely Low	0	0	0	0
Low Mod	0	0	0	0
Moderate	0	0	0	0
Non Low Moderate	0	0	0	0
Total	0	0	0	0
Percent Low/Mod				

Annual Accomplishments

No data returned for this view. This might be because the applied filter excludes all data.



U.S. Department of Housing and Urban Development  
Office of Community Planning and Development  
Integrated Disbursement and Information System  
CDBG Activity Summary Report (GPR) for Program Year 2018  
MORENO VALLEY

Date: 08-Nov-2019  
Time: 11:06  
Page: 129

---

Total Funded Amount:	\$7,021,507.21
Total Drawn Thru Program Year:	\$5,770,347.73
Total Drawn In Program Year:	\$1,784,792.17



## PR23 — CDBG and HOME Summary of Accomplishments

City of Moreno Valley  
Financial & Management Services Dept.  
Financial Operations Division  
14177 Frederick St. PO Box 88005  
Moreno Valley, CA 92552-0805  
PH: 951.413.3450 Email: [grantsadmin@moval.org](mailto:grantsadmin@moval.org)

---



MORENO VALLEY

Count of CDBG Activities with Disbursements by Activity Group & Matrix Code

Activity Group	Activity Category	Open		Completed		Program Year Count	Total Activities Disbursed
		Count	Disbursed	Count	Disbursed		
Economic Development	Micro-Enterprise Assistance (18C)	1	\$0.00	1	\$17,455.69	2	\$17,455.69
	Total Economic Development	1	\$0.00	1	\$17,455.69	2	\$17,455.69
Housing	Rehab; Single-Unit Residential (14A)	0	\$0.00	2	\$10,000.00	2	\$10,000.00
	Energy Efficiency Improvements (14F)	1	\$42,860.54	1	\$0.00	2	\$42,860.54
	Code Enforcement (15)	0	\$0.00	1	\$0.00	1	\$0.00
	Total Housing	1	\$42,860.54	4	\$10,000.00	5	\$52,860.54
Public Facilities and Improvements	Senior Centers (03A)	1	\$2,461.85	0	\$0.00	1	\$2,461.85
	Flood Drainage Improvements (03I)	0	\$0.00	1	\$118,291.77	1	\$118,291.77
	Street Improvements (03K)	3	\$257,804.02	0	\$0.00	3	\$257,804.02
	Sidewalks (03L)	1	\$27,278.67	0	\$0.00	1	\$27,278.67
	Other Public Improvements Not Listed in 03A-03S (03Z)	26	\$576,904.55	0	\$0.00	26	\$576,904.55
	Total Public Facilities and Improvements	31	\$864,449.09	1	\$118,291.77	32	\$982,740.86
	Public Services	Senior Services (05A)	0	\$0.00	4	\$51,000.00	4
Youth Services (05D)		0	\$0.00	5	\$30,000.00	5	\$30,000.00
Employment Training (05H)		0	\$0.00	2	\$66,000.00	2	\$66,000.00
Crime Awareness (05I)		0	\$0.00	2	\$81,918.95	2	\$81,918.95
Fair Housing Activities (if CDBG, then subject to 15% cap) (05J)		0	\$0.00	2	\$12,548.34	2	\$12,548.34
Tenant/Landlord Counseling (05K)		0	\$0.00	2	\$7,784.73	2	\$7,784.73
Abused and Neglected Children (05N)		0	\$0.00	2	\$25,000.00	2	\$25,000.00
Food Banks (05W)		0	\$0.00	2	\$10,000.00	2	\$10,000.00
Other Public Services Not Listed in 05A-05Y, 03T (05Z)		0	\$0.00	2	\$0.00	2	\$0.00
Total Public Services		0	\$0.00	23	\$284,252.02	23	\$284,252.02
General Administration and Planning		General Program Administration (21A)	1	\$61,857.59	6	\$330,270.23	7
	Fair Housing Activities (subject to 20% Admin Cap) (21D)	0	\$0.00	1	\$27,930.78	1	\$27,930.78
	Total General Administration and Planning	1	\$61,857.59	7	\$358,201.01	8	\$420,058.60
Other	Interim Assistance (06)	1	\$15,724.34	1	\$11,700.12	2	\$27,424.46
	Total Other	1	\$15,724.34	1	\$11,700.12	2	\$27,424.46



MORENO VALLEY

Activity Group	Activity Category	Open Count	Open Activities Disbursed	Completed Count	Completed Activities Disbursed	Program Year Count	Total Activities Disbursed
Grand Total		35	\$984,891.56	37	\$799,900.61	72	\$1,784,792.17



MORENO VALLEY

CDBG Sum of Actual Accomplishments by Activity Group and Accomplishment Type

Activity Group	Matrix Code	Accomplishment Type	Open Count	Completed Count	Program Year Totals
Economic Development	Micro-Enterprise Assistance (18C)	Jobs	0	247	247
	<b>Total Economic Development</b>		<b>0</b>	<b>247</b>	<b>247</b>
Housing	Rehab; Single-Unit Residential (14A)	Housing Units	0	14	14
	Energy Efficiency Improvements (14F)	Housing Units	9	9	18
	Code Enforcement (15)	Housing Units	0	85,650	85,650
	<b>Total Housing</b>		<b>9</b>	<b>85,673</b>	<b>85,682</b>
Public Facilities and Improvements	Senior Centers (03A)	Public Facilities	0	0	0
	Flood Drainage Improvements (03I)	Public Facilities	0	17,680	17,680
	Street Improvements (03K)	Persons	85,650	0	85,650
	Sidewalks (03L)	Public Facilities	1,795	0	1,795
	Other Public Improvements Not Listed in 03A-03S (03Z)	Persons	0	0	0
		Public Facilities	0	0	0
	<b>Total Public Facilities and Improvements</b>		<b>87,445</b>	<b>17,680</b>	<b>105,125</b>
Public Services	Senior Services (05A)	Persons	0	11,657	11,657
	Youth Services (05D)	Persons	0	12,463	12,463
	Employment Training (05H)	Persons	0	2,610	2,610
	Crime Awareness (05I)	Persons	0	171,300	171,300
	Fair Housing Activities (if CDBG, then subject to 15% cap) (05J)	Persons	0	110	110
	Tenant/Landlord Counseling (05K)	Persons	0	6,900	6,900
	Abused and Neglected Children (05N)	Persons	0	46	46
	Food Banks (05W)	Persons	0	25,049	25,049
	Other Public Services Not Listed in 05A-05Y, 03T (05Z)	Persons	0	2,549	2,549
	<b>Total Public Services</b>		<b>0</b>	<b>232,684</b>	<b>232,684</b>
Other	Interim Assistance (06)	Persons	85,650	168,670	254,320
	<b>Total Other</b>		<b>85,650</b>	<b>168,670</b>	<b>254,320</b>
<b>Grand Total</b>			<b>173,104</b>	<b>504,954</b>	<b>678,058</b>





MORENO VALLEY

CDBG Beneficiaries by Racial / Ethnic Category

Housing-Non Housing	Race	Total Persons	Total Hispanic Persons	Total Households	Total Hispanic Households	
Housing	White	0	0	17	10	
	Black/African American	0	0	7	0	
	Asian	0	0	1	0	
	Other multi-racial	0	0	7	7	
	<b>Total Housing</b>	<b>0</b>	<b>0</b>	<b>32</b>	<b>17</b>	
Non Housing	White	24,424	17,065	0	0	
	Black/African American	15,655	248	0	0	
	Asian	909	26	0	0	
	American Indian/Alaskan Native	611	474	0	0	
	Native Hawaiian/Other Pacific Islander	350	61	0	0	
	American Indian/Alaskan Native & White	134	37	0	0	
	Asian & White	276	19	0	0	
	Black/African American & White	105	38	0	0	
	Amer. Indian/Alaskan Native & Black/African Amer.	39	19	0	0	
	Other multi-racial	19,128	12,326	0	0	
	<b>Total Non Housing</b>	<b>61,631</b>	<b>30,313</b>	<b>0</b>	<b>0</b>	
	Grand Total	White	24,424	17,065	17	10
		Black/African American	15,655	248	7	0
Asian		909	26	1	0	
American Indian/Alaskan Native		611	474	0	0	
Native Hawaiian/Other Pacific Islander		350	61	0	0	
American Indian/Alaskan Native & White		134	37	0	0	
Asian & White		276	19	0	0	
Black/African American & White		105	38	0	0	
Amer. Indian/Alaskan Native & Black/African Amer.		39	19	0	0	
Other multi-racial		19,128	12,326	7	7	
<b>Total Grand Total</b>		<b>61,631</b>	<b>30,313</b>	<b>32</b>	<b>17</b>	



MORENO VALLEY

CDBG Beneficiaries by Income Category

	Income Levels	Owner Occupied	Renter Occupied	Persons
Housing	Extremely Low (<=30%)	5	0	0
	Low (>30% and <=50%)	4	0	0
	Mod (>50% and <=80%)	7	0	0
	Total Low-Mod	16	0	0
	Non Low-Mod (>80%)	0	0	0
	Total Beneficiaries	16	0	0
Non Housing	Extremely Low (<=30%)	0	0	8,138
	Low (>30% and <=50%)	0	0	12,015
	Mod (>50% and <=80%)	0	0	8,953
	Total Low-Mod	0	0	29,106
	Non Low-Mod (>80%)	0	0	350
	Total Beneficiaries	0	0	29,456



## PR33 – HOME Match Liability

City of Moreno Valley  
Financial & Management Services Dept.  
Financial Operations Division  
14177 Frederick St. PO Box 88005  
Moreno Valley, CA 92552-0805  
PH: 951.413.3450 Email: [grantsadmin@moval.org](mailto:grantsadmin@moval.org)

---

U.S. Department of Housing and Urban Development  
 Office of Community Planning and Development  
 Integrated Disbursement and Information System  
 Home Matching Liability Report

MORENO VALLEY, CA

Fiscal Year	Match Percent	Total Disbursements	Disbursements Requiring Match	Match Liability Amount
1997	25.0%	\$47,683.00	\$47,683.00	\$11,920.75
1998	25.0%	\$174,445.51	\$93,456.00	\$23,364.00
1999	25.0%	\$807,013.83	\$735,088.64	\$183,772.16
2000	25.0%	\$122,282.04	\$81,462.38	\$20,365.59
2001	25.0%	\$125,052.31	\$82,648.83	\$20,662.20
2002	25.0%	\$213,839.76	\$168,355.10	\$42,088.77
2003	0.0%	\$412,911.22	\$0.00	\$0.00
2004	0.0%	\$294,157.39	\$0.00	\$0.00
2005	0.0%	\$976,636.58	\$0.00	\$0.00
2006	0.0%	\$303,426.82	\$0.00	\$0.00
2007	0.0%	\$1,050,817.23	\$0.00	\$0.00
2008	0.0%	\$981,506.58	\$0.00	\$0.00
2009	0.0%	\$236,000.26	\$0.00	\$0.00
2010	0.0%	\$787,484.32	\$0.00	\$0.00
2011	0.0%	\$49,639.79	\$0.00	\$0.00
2012	0.0%	\$199,413.59	\$0.00	\$0.00
2013	0.0%	\$446,897.00	\$0.00	\$0.00

IDIS - PR33

U.S. Department of Housing and Urban Development  
Office of Community Planning and Development  
Integrated Disbursement and Information System  
Home Matching Liability Report

DATE: 09-13-19  
TIME: 18:02  
PAGE: 2

2014	0.0%	\$1,517,033.44	\$0.00	\$0.00
2015	0.0%	\$288,898.40	\$0.00	\$0.00
2016	0.0%	\$132,016.85	\$0.00	\$0.00
2017	0.0%	\$449,580.11	\$0.00	\$0.00
2018	12.5%	\$604,996.33	\$423,263.81	\$52,907.97



**PR91 – ESG Financial Summary**  
**FY 2016-2018**

City of Moreno Valley  
Financial & Management Services Dept.  
Financial Operations Division  
14177 Frederick St. PO Box 88005  
Moreno Valley, CA 92552-0805  
PH: 951.413.3450 Email: [grantsadmin@moval.org](mailto:grantsadmin@moval.org)

---

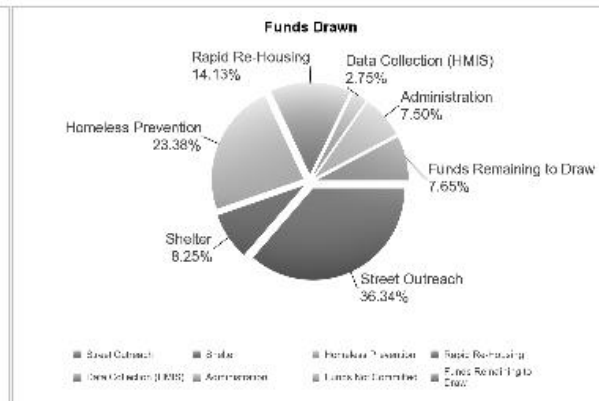
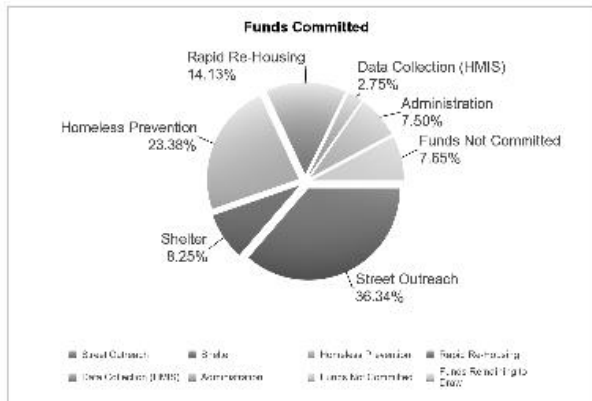


ESG Program Level Summary

Grant Number	Total Grant Amount	Total Funds Committed	Total Funds Available to Commit	% of Grant Funds Not Committed	Grant Funds Drawn	% of Grant Funds Drawn	Available to Draw	% Remaining to Draw
E16MC060567	\$181,852.00	\$167,938.35	\$13,913.65	7.65%	\$167,938.35	92.35%	\$13,913.65	7.65%

ESG Program Components

Activity Type	Total Committed to Activities	% of Grant Committed	Drawn Amount	% of Grant Drawn
Street Outreach	\$66,086.35	36.34%	\$66,086.35	36.34%
Shelter	\$15,000.00	8.25%	\$15,000.00	8.25%
Homeless Prevention	\$42,519.16	23.38%	\$42,519.16	23.38%
Rapid Re-Housing	\$25,693.94	14.13%	\$25,693.94	14.13%
Data Collection (HMIS)	\$5,000.00	2.75%	\$5,000.00	2.75%
Administration	\$13,638.90	7.50%	\$13,638.90	7.50%
Funds Not Committed	\$13,913.65	7.65%	\$0.00	0.00%
Funds Remaining to Draw	\$0.00	0.00%	\$13,913.65	7.65%
Total	\$181,852.00	100.00%	\$181,852.00	100.00%





U.S. Department of Housing and Urban Development  
 Office of Community Planning and Development  
 Integrated Disbursement and Information System  
 PR91 - ESG Financial Summary  
 MORENO VALLEY, CA  
 2016

DATE: 09-13-19  
 TIME: 18:03  
 PAGE: 2

**24-Month Grant Expenditure Deadline**

All of the recipient's grant must be expended for eligible activity costs within 24 months after the date HUD signs the grant agreement with the recipient. Expenditure means either an actual cash disbursement for a direct charge for a good or service or an indirect cost or the accrual of a direct charge for a good or service or an indirect cost. This report uses draws in IDIS to measure expenditures. HUD allocated Fiscal Year 2011 ESG funds in two allocations. For FY2011, this Obligation Date is the date of the first allocation. This report does not list the Obligation Date, does not calculate the Expenditure Deadline, and does not track the Days Remaining for the FY 2011 second allocation.

Grant Amount: \$181,852.00

Grant Number	Draws to Date	HUD Obligation Date	Expenditure Deadline	Days Remaining to Meet Requirement Date	Expenditures Required
E16MC060567	\$167,938.35	09/14/2016	09/14/2018	(364)	\$13,913.65

**60% Cap on Emergency Shelter and Street Outreach**

The cap refers to the total amount of the recipient's fiscal year grant, allowed for emergency shelter and street outreach activities, is capped at 60 percent. This amount cannot exceed the greater of: (1) 60% of the overall grant for the year, or, (2) the amount of Fiscal Year 2010 ESG funds committed for homeless assistance activities.

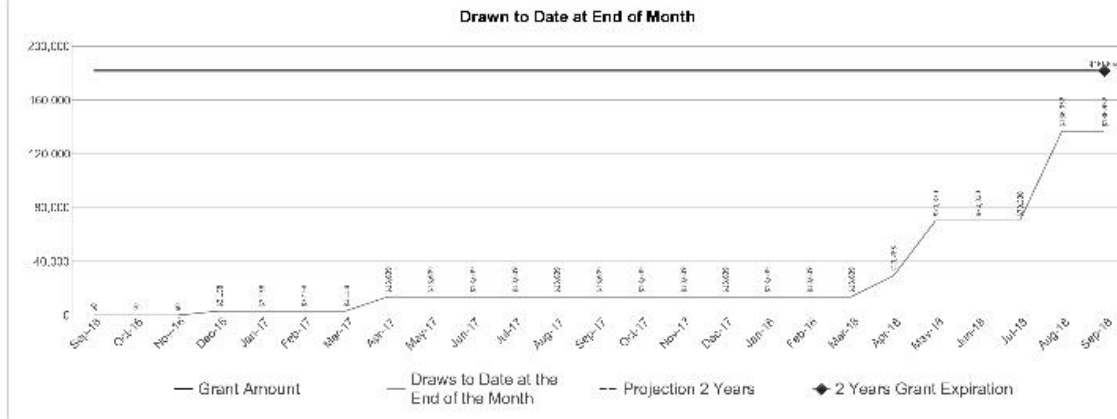
Amount Committed to Shelter	Amount Committed to Street Outreach	Total Amount Committed to Shelter and Street Outreach	% Committed to Shelter and Street Outreach	2010 Funds Committed to Homeless Assistance Activities	Total Drawn for Shelter and Street Outreach	% Drawn for Shelter and Street Outreach
\$15,000.00	\$66,086.35	\$81,086.35	44.59%		\$81,086.35	44.59%





ESG Draws By Month (at the total grant level):

Grant Amount: 181,852.00



ESG Draws By Quarter (at the total grant level):

Quarter End Date	Draws for the Quarter	Draws to Date at the End of the Quarter	% Drawn for the Quarter	% Drawn to Date at End of Quarter
09/30/2016	\$0.00	\$0.00	0.00%	0.00%
12/31/2016	\$3,158.48	\$3,158.48	1.74%	1.74%
03/31/2017	\$0.00	\$3,158.48	0.00%	1.74%
06/30/2017	\$10,480.42	\$13,638.90	5.78%	7.50%
09/30/2017	\$0.00	\$13,638.90	0.00%	7.50%
12/31/2017	\$0.00	\$13,638.90	0.00%	7.50%
03/31/2018	\$0.00	\$13,638.90	0.00%	7.50%
06/30/2018	\$56,691.17	\$70,330.07	31.17%	38.67%
09/30/2018	\$66,621.99	\$136,952.06	36.64%	75.31%



U.S. Department of Housing and Urban Development  
 Office of Community Planning and Development  
 Integrated Disbursement and Information System  
 PR91 - ESG Financial Summary  
 MORENO VALLEY, CA  
 2016

DATE: 09-13-19  
 TIME: 18:03  
 PAGE: 4

ESG Subrecipient Commitments and Draws by Activity Category :

Subrecipient	Activity Type	Committed	Drawn
MORENO VALLEY	Administration	\$13,638.90	\$13,638.90
	Total	\$13,638.90	\$13,638.90
	Total Remaining to be Drawn		\$0.00
	Percentage Remaining to be Drawn		0.00%
RIVERSIDE COUNTY DPSS	Data Collection (HMIS)	\$5,000.00	\$5,000.00
	Total	\$5,000.00	\$5,000.00
	Total Remaining to be Drawn		\$0.00
	Percentage Remaining to be Drawn		0.00%
CATHOLIC CHARITIES SAN BERNARDINO/RIVERSIDE	Homeless Prevention	\$42,519.16	\$42,519.16
	Rapid Re-Housing	\$25,693.94	\$25,693.94
	Total	\$68,213.10	\$68,213.10
	Total Remaining to be Drawn		\$0.00
	Percentage Remaining to be Drawn		0.00%
The Salvation Army, 180 E	Street Outreach	\$66,086.35	\$66,086.35
	Total	\$66,086.35	\$66,086.35
	Total Remaining to be Drawn		\$0.00
	Percentage Remaining to be Drawn		0.00%
United States Veterans Initiative	Shelter	\$15,000.00	\$15,000.00
	Total	\$15,000.00	\$15,000.00
	Total Remaining to be Drawn		\$0.00
	Percentage Remaining to be Drawn		0.00%



ESG Subrecipients by Activity Category

Activity Type	Subrecipient
Street Outreach	The Salvation Army, 180 E
Shelter	United States Veterans Initiative
Homeless Prevention	CATHOLIC CHARITIES SAN BERNARDINO/RIVERSIDE
Rapid Re-Housing	CATHOLIC CHARITIES SAN BERNARDINO/RIVERSIDE
Data Collection (HMIS)	RIVERSIDE COUNTY DPSS
Administration	MORENO VALLEY

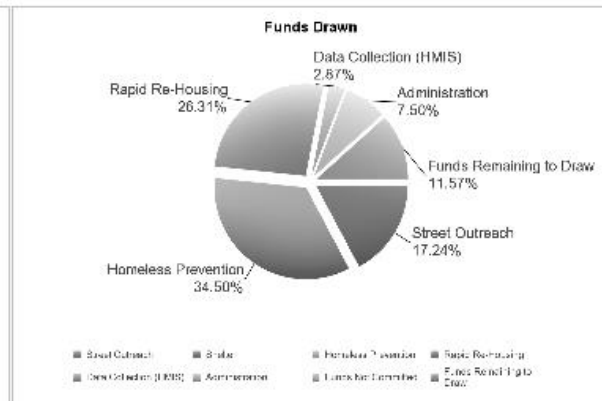
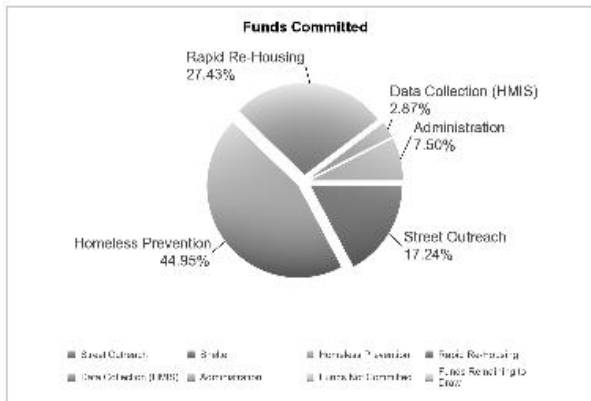


ESG Program Level Summary

Grant Number	Total Grant Amount	Total Funds Committed	Total Funds Available to Commit	% of Grant Funds Not Committed	Grant Funds Drawn	% of Grant Funds Drawn	Available to Draw	% Remaining to Draw
E17MC060567	\$174,002.00	\$174,002.00	\$0.00	0.00%	\$153,868.88	88.43%	\$20,133.12	11.57%

ESG Program Components

Activity Type	Total Committed to Activities	% of Grant Committed	Drawn Amount	% of Grant Drawn
Street Outreach	\$30,000.00	17.24%	\$30,000.00	17.24%
Shelter	\$0.00	0.00%	\$0.00	0.00%
Homeless Prevention	\$78,222.07	44.95%	\$60,038.94	34.50%
Rapid Re-Housing	\$47,729.78	27.43%	\$45,779.79	26.31%
Data Collection (HMIS)	\$5,000.00	2.87%	\$5,000.00	2.87%
Administration	\$13,050.15	7.50%	\$13,050.15	7.50%
Funds Not Committed	\$0.00	0.00%	\$0.00	0.00%
Funds Remaining to Draw	\$0.00	0.00%	\$20,133.12	11.57%
Total	\$174,002.00	100.00%	\$174,002.00	100.00%





**24-Month Grant Expenditure Deadline**

All of the recipient's grant must be expended for eligible activity costs within 24 months after the date HUD signs the grant agreement with the recipient. Expenditure means either an actual cash disbursement for a direct charge for a good or service or an indirect cost or the accrual of a direct charge for a good or service or an indirect cost. This report uses draws in IDIS to measure expenditures. HUD allocated Fiscal Year 2011 ESG funds in two allocations. For FY2011, this Obligation Date is the date of the first allocation. This report does not list the Obligation Date, does not calculate the Expenditure Deadline, and does not track the Days Remaining for the FY 2011 second allocation.

Grant Amount: \$174,002.00

Grant Number	Draws to Date	HUD Obligation Date	Expenditure Deadline	Days Remaining to Meet Requirement Date	Expenditures Required
E17MC060567	\$153,868.88	10/19/2017	10/19/2019	36	\$20,133.12

**60% Cap on Emergency Shelter and Street Outreach**

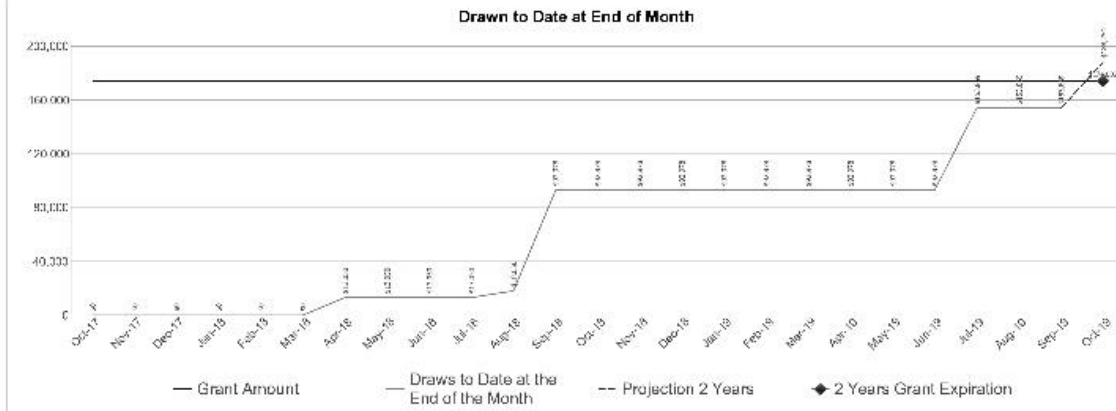
The cap refers to the total amount of the recipient's fiscal year grant, allowed for emergency shelter and street outreach activities, is capped at 60 percent. This amount cannot exceed the greater of: (1) 60% of the overall grant for the year, or, (2) the amount of Fiscal Year 2010 ESG funds committed for homeless assistance activities.

Amount Committed to Shelter	Amount Committed to Street Outreach	Total Amount Committed to Shelter and Street Outreach	% Committed to Shelter and Street Outreach	2010 Funds Committed to Homeless Assistance Activities	Total Drawn for Shelter and Street Outreach	% Drawn for Shelter and Street Outreach
\$0.00	\$30,000.00	\$30,000.00	17.24%		\$30,000.00	17.24%



ESG Draws By Month (at the total grant level):

Grant Amount: 174,002.00



ESG Draws By Quarter (at the total grant level):

Quarter End Date	Draws for the Quarter	Draws to Date at the End of the Quarter	% Drawn for the Quarter	% Drawn to Date at End of Quarter
12/31/2017	\$0.00	\$0.00	0.00%	0.00%
03/31/2018	\$0.00	\$0.00	0.00%	0.00%
06/30/2018	\$13,050.15	\$13,050.15	7.50%	7.50%
09/30/2018	\$79,927.73	\$92,977.88	45.93%	53.43%
12/31/2018	\$0.00	\$92,977.88	0.00%	53.43%
03/31/2019	\$0.00	\$92,977.88	0.00%	53.43%
06/30/2019	\$0.00	\$92,977.88	0.00%	53.43%
09/30/2019	\$60,891.00	\$153,868.88	34.99%	88.43%



U.S. Department of Housing and Urban Development  
 Office of Community Planning and Development  
 Integrated Disbursement and Information System  
 PR91 - ESG Financial Summary  
 MORENO VALLEY, CA  
 2017

DATE: 09-13-19  
 TIME: 18:03  
 PAGE: 9

ESG Subrecipient Commitments and Draws by Activity Category :

Subrecipient	Activity Type	Committed	Drawn
MORENO VALLEY	Administration	\$13,050.15	\$13,050.15
	Total	\$13,050.15	\$13,050.15
	Total Remaining to be Drawn		\$0.00
	Percentage Remaining to be Drawn		0.00%
RIVERSIDE COUNTY DPSS	Data Collection (HMIS)	\$5,000.00	\$5,000.00
	Total	\$5,000.00	\$5,000.00
	Total Remaining to be Drawn		\$0.00
	Percentage Remaining to be Drawn		0.00%
The Salvation Army	Street Outreach	\$30,000.00	\$30,000.00
	Total	\$30,000.00	\$30,000.00
	Total Remaining to be Drawn		\$0.00
	Percentage Remaining to be Drawn		0.00%
CATHOLIC CHARITIES SAN BERNARDINO/RIVERSIDE	Homeless Prevention	\$37,738.85	\$19,555.72
	Total	\$37,738.85	\$19,555.72
	Total Remaining to be Drawn		\$18,183.13
	Percentage Remaining to be Drawn		48.18%
CATHOLIC CHARITIES OF SAN BERNARDINO/RIVERSIDE COUNTIES	Rapid Re-Housing	\$44,285.25	\$42,335.26
	Total	\$44,285.25	\$42,335.26
	Total Remaining to be Drawn		\$1,949.99
	Percentage Remaining to be Drawn		4.40%
United States Veterans Initiative	Homeless Prevention	\$40,483.22	\$40,483.22
	Rapid Re-Housing	\$3,444.53	\$3,444.53
	Total	\$43,927.75	\$43,927.75
	Total Remaining to be Drawn		\$0.00
	Percentage Remaining to be Drawn		0.00%



ESG Subrecipients by Activity Category

Activity Type	Subrecipient
Street Outreach	The Salvation Army
Homeless Prevention	CATHOLIC CHARITIES SAN BERNARDINO/RIVERSIDE
	United States Veterans Initiative
Rapid Re-Housing	CATHOLIC CHARITIES OF SAN BERNARDINO/RIVERSIDE COUNTIES
	United States Veterans Initiative
Data Collection (HMIS)	RIVERSIDE COUNTY DPSS
Administration	MORENO VALLEY






ESG Program Level Summary

Grant Number	Total Grant Amount	Total Funds Committed	Total Funds Available to Commit	% of Grant Funds Not Committed	Grant Funds Drawn	% of Grant Funds Drawn	Available to Draw	% Remaining to Draw
E18MC060567	\$174,726.00	\$174,726.00	\$0.00	0.00%	\$79,158.88	45.30%	\$95,567.12	54.70%

ESG Program Components

Activity Type	Total Committed to Activities	% of Grant Committed	Drawn Amount	% of Grant Drawn
Street Outreach	\$50,000.00	28.62%	\$10,384.73	5.94%
Shelter	\$50,669.70	29.00%	\$50,669.70	29.00%
Homeless Prevention	\$26,833.85	15.36%	\$0.00	0.00%
Rapid Re-Housing	\$29,118.00	16.66%	\$0.00	0.00%
Data Collection (HMIS)	\$5,000.00	2.86%	\$5,000.00	2.86%
Administration	\$13,104.45	7.50%	\$13,104.45	7.50%
Funds Not Committed	\$0.00	0.00%	\$0.00	0.00%
Funds Remaining to Draw	\$0.00	0.00%	\$95,567.12	54.70%
Total	\$174,726.00	100.00%	\$174,726.00	100.00%





U.S. Department of Housing and Urban Development  
 Office of Community Planning and Development  
 Integrated Disbursement and Information System  
 PR91 - ESG Financial Summary  
 MORENO VALLEY, CA  
 2018

DATE: 09-13-19  
 TIME: 18:03  
 PAGE: 12

**24-Month Grant Expenditure Deadline**

All of the recipient's grant must be expended for eligible activity costs within 24 months after the date HUD signs the grant agreement with the recipient. Expenditure means either an actual cash disbursement for a direct charge for a good or service or an indirect cost or the accrual of a direct charge for a good or service or an indirect cost. This report uses draws in IDIS to measure expenditures. HUD allocated Fiscal Year 2011 ESG funds in two allocations. For FY2011, this Obligation Date is the date of the first allocation. This report does not list the Obligation Date, does not calculate the Expenditure Deadline, and does not track the Days Remaining for the FY 2011 second allocation.

Grant Amount: \$174,726.00

Grant Number	Draws to Date	HUD Obligation Date	Expenditure Deadline	Days Remaining to Meet Requirement Date	Expenditures Required
E18MC060567	\$79,158.88	09/12/2018	09/12/2020	365	\$95,567.12

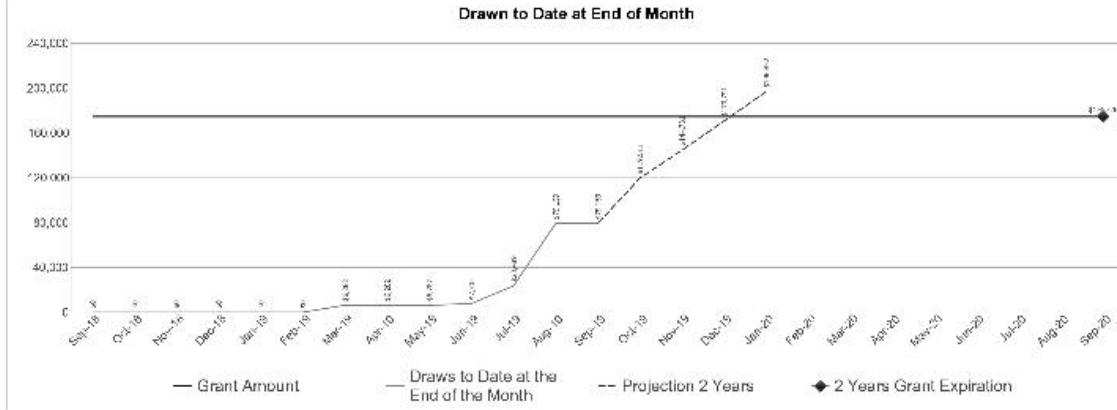
**60% Cap on Emergency Shelter and Street Outreach**

The cap refers to the total amount of the recipient's fiscal year grant, allowed for emergency shelter and street outreach activities, is capped at 60 percent. This amount cannot exceed the greater of: (1) 60% of the overall grant for the year, or, (2) the amount of Fiscal Year 2010 ESG funds committed for homeless assistance activities.

Amount Committed to Shelter	Amount Committed to Street Outreach	Total Amount Committed to Shelter and Street Outreach	% Committed to Shelter and Street Outreach	2010 Funds Committed to Homeless Assistance Activities	Total Drawn for Shelter and Street Outreach	% Drawn for Shelter and Street Outreach
\$50,669.70	\$50,000.00	\$100,669.70	57.62%		\$61,054.43	34.94%



ESG Draws By Month (at the total grant level):  
 Grant Amount: 174,726.00



ESG Draws By Quarter (at the total grant level):

Quarter End Date	Draws for the Quarter	Draws to Date at the End of the Quarter	% Drawn for the Quarter	% Drawn to Date at End of Quarter
09/30/2018	\$0.00	\$0.00	0.00%	0.00%
12/31/2018	\$0.00	\$0.00	0.00%	0.00%
03/31/2019	\$6,282.50	\$6,282.50	3.60%	3.60%
06/30/2019	\$1,420.00	\$7,702.50	0.81%	4.41%
09/30/2019	\$71,456.38	\$79,158.88	40.90%	45.30%



U.S. Department of Housing and Urban Development  
 Office of Community Planning and Development  
 Integrated Disbursement and Information System  
 PR91 - ESG Financial Summary  
 MORENO VALLEY, CA  
 2018

DATE: 09-13-19  
 TIME: 18:03  
 PAGE: 14

ESG Subrecipient Commitments and Draws by Activity Category :

Subrecipient	Activity Type	Committed	Drawn
MORENO VALLEY	Administration	\$13,104.45	\$13,104.45
	Total	\$13,104.45	\$13,104.45
	Total Remaining to be Drawn		\$0.00
	Percentage Remaining to be Drawn		0.00%
The Salvation Army	Street Outreach	\$50,000.00	\$10,384.73
	Total	\$50,000.00	\$10,384.73
	Total Remaining to be Drawn		\$39,615.27
	Percentage Remaining to be Drawn		79.23%
RIVERSIDE COUNTY OF DEPARTMENT OF PUBLIC SOCIAL SERVICES	Data Collection (HMIS)	\$5,000.00	\$5,000.00
	Total	\$5,000.00	\$5,000.00
	Total Remaining to be Drawn		\$0.00
	Percentage Remaining to be Drawn		0.00%
United States Veterans Initiative-Inland Empire	Shelter	\$50,669.70	\$50,669.70
	Total	\$50,669.70	\$50,669.70
	Total Remaining to be Drawn		\$0.00
	Percentage Remaining to be Drawn		0.00%
Catholic Charities San Bernardino & Riverside Counties	Homeless Prevention	\$26,833.85	\$0.00
	Rapid Re-Housing	\$29,118.00	\$0.00
	Total	\$55,951.85	\$0.00
	Total Remaining to be Drawn		\$55,951.85
	Percentage Remaining to be Drawn		100.00%



ESG Subrecipients by Activity Category

Activity Type	Subrecipient
Street Outreach	The Salvation Army
Shelter	United States Veterans Initiative-Inland Empire
Homeless Prevention	Catholic Charities San Bernardino & Riverside Counties
Rapid Re-Housing	Catholic Charities San Bernardino & Riverside Counties
Data Collection (HMIS)	RIVERSIDE COUNTY OF DEPARTMENT OF PUBLIC SOCIAL SERVICES
Administration	MORENO VALLEY



**Citizen Participation**  
**Notice of Public Comment Period**

City of Moreno Valley  
Financial & Management Services Dept.  
Financial Operations Division  
14177 Frederick St. PO Box 88005  
Moreno Valley, CA 92552-0805  
PH: 951.413.3450 Email: [grantsadmin@moval.org](mailto:grantsadmin@moval.org)

---



CITY OF MORENO VALLEY  
NOTICE OF PUBLIC COMMENT PERIOD  
2018/2019 CAPER REPORT

---

As a recipient of Community Development Block Grant (CDBG), Home Investment Partnership Act (HOME) and Emergency Solutions Grant (ESG) funds, the City of Moreno is required to prepare a Consolidated Annual Performance and Evaluation Report (CAPER) for the period of July 1, 2018 through June 30, 2019. Pursuant to 24 CFR 91.520, the City will submit the CAPER to the U.S. Department of Housing and Urban Development (HUD) by September 27, 2019. The purpose of the CAPER is to provide the City of Moreno Valley with an opportunity to annually evaluate its overall progress in carrying out priorities and objectives identified in the City's HUD-approved Consolidated Plan and to report the progress to HUD and the citizens of Moreno Valley.

The City of Moreno Valley actively encourages ongoing citizen participation and feedback. All residents are invited to comment on the CAPER by mail, e-mail or in person during the fifteen-day comment period of September 12, 2019 through September 26, 2019. Comments must be submitted in writing to the Financial Operations Division within this fifteen-day period. Anyone interested in providing comments or additional information may contact the City of Moreno Valley's Financial Operations Division as provided below:

City of Moreno Valley  
Financial & Management Services Department  
Attn: Financial Operations Division  
14177 Frederick Street  
Moreno Valley, CA 92552  
Phone: 951.413.3450  
Email: grantsadmin@moval.org

Copies of the CAPER will be available for review during the fifteen-day period at the Moreno Valley Library, the Community Senior Center, City Hall, and the Conference and Recreation Center. Upon completion of the fifteen-day comment period, the CAPER will be revised to include a summary of comments received and forwarded to the regional HUD Office.

Upon request, this news release will be made available in appropriate alternative formats to persons with disabilities, in compliance with the Americans with Disabilities Act of 1990. Any person with a disability who requires a modification or accommodation in order to participate in these activities should direct such requests to, ADA Coordinator, at 951.413.3045 at least 72 hours before the activity. The 72-hour notification will enable the City to make reasonable arrangements to ensure accessibility and participation.

**Merchandise**

**Bargain Box under \$100**

**FREE BARGAIN BOX ADS**  
 Advertise your unwanted items for 3 days (Fri, Sat & Sun) for FREE!

If you have an item that is \$100 or less send the info by email, fax or mail. Please be sure to include name, address & phone number. Only your phone number will be printed.

**GUIDELINES:**  
 • Sales price must be listed at \$100 or less.

• A maximum of 3 lines (approx. 23 spaces per line) for 3 days

• Listing may only appear two times in a one month period.

• Deadline: Thurs, 3pm

Email: classifieds@pe.com  
 Fax: 951-368-9018  
 Mail: THE PRESS-ENTERPRISE  
 Attn: Classifieds  
 1825 Chicago Ave., Riverside, CA 92501

Kirby vacuum w/ attachments  
 905 chairs, B.O.  
 951-483-9443

Maple Dinettes Set  
 905 chairs, B.O.  
 951-483-9443

Pair of older Panasonic's  
 500 951-282-3156

Revere Ware  
 Complete Set, B.O.  
 951-483-9443

Shoppers works like  
 1875 good cond  
 800 951-282-3156

Whirlpool Fridge  
 2 doors, Best Offer  
 951-483-9443

Whirlpool  
 Washer/Dryer B.O.  
 951-483-9443

Employment Opportunities

**Cons & Stamps**

**FREE RENEWED ADS!**  
 "Run 'til it Sells" ONLY \$61.99

Purchase a 4-L link, 14-Day Wheels Package and your ad may be renewed in 7-day increments at NO CHARGE until the vehicle is SOLD!

**Misc For Sale**  
 Custom Golf cart, 4 cyl cond \$4500 0600  
 951-293-2276

**Musical Instruments**  
 WANTED: GUITARS, AMPS & MUSIC ACCESSORIES  
 CASH PAID ON THE SPOT & WILL PICK UP  
 951-293-2276

**Wanted to Buy**  
 BUYING GOLD, SILVER, PLATINUM, JEWELRY, CASH PAID ON THE SPOT  
 951-438-7747

**Wanted to Buy**  
 CASH 4 RV TRAILER BOATS  
 Free Tow RUM/MG  
 900-565-6182 \*AL\*

**Classic Antiques**  
 WANTED CLASSIC CARS!  
 1950-1960 European Sports Cars, convertibles, coupes, etc.  
 610-540-4637

**Wanted Classics!**  
 ALL CLASSIC CARS!  
 British European Sports Cars, Exotics, American Classics, Muscle Cars & Old Trucks  
 805-100-7825

**1929 MODEL A FORD**  
 \$14,725  
 Drive It Home  
 951-278-4968

**2009 Chevy LT 3.900**  
 1.7 owner 98k mi, 2004441-794  
 951-483-9443

**2014 FORD F150**  
 4-cyl, 2.0, 100,000 mi, 1A1540 909.307.0174

**NEWSPAPER WEB SITES**  
 CONTINUE TO BE THE MOST USED AND VALUED SITES FOR CONSUMERS SEEKING CREDIBLE AND TRUSTWORTHY LOCAL CONTENT AND ADVERTISING ONLINE.

**Employment Opportunities**

**Employment Opportunities**

**Employment Opportunities**

**Autos For Sale**

**Whatta Deal! FREE RENEWED ADS!**  
 "Run 'til it Sells" ONLY \$61.99

Purchase a 4-L link, 14-Day Wheels Package and your ad may be renewed in 7-day increments at NO CHARGE until the vehicle is SOLD!

**Legal Notice**  
 CITY OF SAN BERNARDINO MUNICIPAL WATER DEPARTMENT SPECIFICATION NO. 171 CONSTRUCTION OF NEW 6.6 MG LBS PER DAY (MGD) FLARE PROJECT NOTICE INVITING BIDS. NOTICED HEREBY GIVEN THAT THE CITY OF SAN BERNARDINO, a charter city and municipal corporation organized and operating under the laws of the State of California through the San Bernardino Municipal Water Department ("City"), invites and will receive bids up to but not later than 1:30 p.m. on September 30, 2019 for the furnishing to the City of all labor, equipment, materials, tools, services, transportation, permits, utilities, and all other items necessary for the construction of New 6.6 MG LBS Per Day Flare Project (the "Project").

**Motor Homes**  
 2008 Coachman 30ft Class A Ford V-10  
 1000 mi. \$16,000 CASH ONLY  
 951-293-2276

**RVs Wanted**  
 CASH 4 RV TRAILER BOATS  
 Free Tow RUM/MG  
 900-565-6182 \*AL\*

**Classic Antiques**  
 WANTED CLASSIC CARS!  
 1950-1960 European Sports Cars, convertibles, coupes, etc.  
 610-540-4637

**Wanted Classics!**  
 ALL CLASSIC CARS!  
 British European Sports Cars, Exotics, American Classics, Muscle Cars & Old Trucks  
 805-100-7825

**1929 MODEL A FORD**  
 \$14,725  
 Drive It Home  
 951-278-4968

**2009 Chevy LT 3.900**  
 1.7 owner 98k mi, 2004441-794  
 951-483-9443

**2014 FORD F150**  
 4-cyl, 2.0, 100,000 mi, 1A1540 909.307.0174

**NEWSPAPER WEB SITES**  
 CONTINUE TO BE THE MOST USED AND VALUED SITES FOR CONSUMERS SEEKING CREDIBLE AND TRUSTWORTHY LOCAL CONTENT AND ADVERTISING ONLINE.

**Employment Opportunities**

**Employment Opportunities**

**Employment Opportunities**

**PUBLIC NOTICES - "YOUR RIGHT TO KNOW"**  
 Call 951-368-9222 or email: [legals@pe.com](mailto:legals@pe.com)

**Legal Notice**  
 CITY OF SAN BERNARDINO MUNICIPAL WATER DEPARTMENT SPECIFICATION NO. 171 CONSTRUCTION OF NEW 6.6 MG LBS PER DAY (MGD) FLARE PROJECT NOTICE INVITING BIDS. NOTICED HEREBY GIVEN THAT THE CITY OF SAN BERNARDINO, a charter city and municipal corporation organized and operating under the laws of the State of California through the San Bernardino Municipal Water Department ("City"), invites and will receive bids up to but not later than 1:30 p.m. on September 30, 2019 for the furnishing to the City of all labor, equipment, materials, tools, services, transportation, permits, utilities, and all other items necessary for the construction of New 6.6 MG LBS Per Day Flare Project (the "Project").

**Administrative Code and shall be licensed in the following appropriate classification(s) of contractor's license(s) for the work bid upon, and must maintain the license(s) throughout the duration of the Contract; Class A (General Engineering Contractor). The Contractor will be required to show the Department evidence of a current City of San Bernardino Business License for this business, and all proposed subcontractors prior to issuance of a "Notice to Proceed". Bidder shall demonstrate that he/she has completed at least three (3) similar projects of similar size and type agency. The Department's point of contact for this project is Sydney Morrison, Sr. Administrative Contractor Analyst, Ms. Morrison can be reached at 909-350-3390 or via email [smorrison@sdwbm.com](mailto:smorrison@sdwbm.com). 8719 CMS-328A33# THE PRESS-ENTERPRISE**

**SUPERIOR COURT OF THE STATE OF CALIFORNIA COUNTY OF RIVERSIDE JUVENILE DIVISION CITATION TO APPEAR**  
 Case No. RJ114571  
 In re the Mother: HEAVENLY ANGEL MUNOZ ESTRADA, (DOB: 11/22/2000) PRECIOUS FAITH MUNOZ ESTRADA, (DOB: 10/12/2008)  
 Minors)  
 THE PEOPLE OF THE STATE OF CALIFORNIA TO: THE UNKNOWN FATHER, THE FATHER, RONALD GENE HERNANDEZ AND ANYONE CLAIMING TO BE THE FATHER OF THE ABOVE STATED MINOR(S).  
 By order of this Court you are hereby cited and required to appear before a Judge of the Superior Court, located at 9901 Country Farm Road, Riverside, California, on October 21, 2019 at 9:00 a.m. in Department J-4 to show cause, if any, why the above-named minor(s) should not be declared free from the custody and control of her/his/hers parents pursuant to a hearing held in accordance with Welfare and Institutions Code Section 36.26. This hearing is for the purpose of terminating your parental rights forever and ordering that the minor be placed for adoption.  
 You are hereby notified of the following provisions of Welfare and Institutions Code Section 36.26(a)(2) provides that: "If you appear without counsel and are unable to afford counsel, the Court shall appoint counsel for you, unless such representation is knowingly and intelligently waived."  
 Section 36.26 provides: "The Court may continue the proceedings for a period not to exceed 30 days as necessary to appoint you counsel, and to enable counsel to become acquainted with your case."  
 Section 36.26(a)(1) provides: "At the hearing...the court...shall do one of the following: (1) Permanently sever your parental rights and order that the child be placed for adoption; (2) Without permanently terminating your parental rights, appoint a legal guardian for the minor and issue letters of guardianship or (3) Order that the minor be placed in long-term foster care, subject to the regular review of the juvenile court."  
 Given under my hand and seal of the Superior Court of the County of Riverside, State of California, this 7th day of August 2019.  
 W. Samuel Hamrick, Jr., Executive Officer, Superior Court of the State of California, in and for the County of Riverside.  
 By: Deputy County Counsel JAMES E. BROWN CAROL PEREZ  
 6901 Country Farm Road, Suite 113 Riverside, California 92505 (951) 338-4742  
 Attorneys for the Petitioner Department of Public Social Services 810, 817, 824, 831

**SUPERIOR COURT OF THE STATE OF CALIFORNIA COUNTY OF RIVERSIDE JUVENILE DIVISION CITATION TO APPEAR**  
 Case No. SWJ06672  
 In re the Mother: BABY BOY MARQUEZ RODRIGUEZ, (DOB: 11/24/2018)  
 Minors)  
 THE PEOPLE OF THE STATE OF CALIFORNIA TO: THE FATHER, GERSON COCA OR GERSON ABIMAEEL COCA OR GERSON CHUCKIE COCA, OF THE ABOVE STATED MINOR(S).  
 By order of this Court you are hereby cited and required to appear before a Judge of the Superior Court, located at 3055-D Auld Road, Murrieta, CA 92562 on December 4, 2019, at 9:00 a.m. In Department J-2, to show cause, if any, why the above-named minor(s) should not be declared free from the custody and control of her/his/hers parents pursuant to a hearing held in accordance with Welfare and Institutions Code Section 36.26. This hearing is for the purpose of terminating your parental rights forever and ordering that the minor be placed for adoption.  
 You are hereby notified of the following provisions of Welfare and Institutions Code Section 36.26(a)(2) provides that: "If you appear without counsel and are unable to afford counsel, the Court shall appoint counsel for you, unless such representation is knowingly and intelligently waived."  
 Section 36.26 provides: "The Court may continue the proceedings for a period not to exceed 30 days as necessary to appoint you counsel, and to enable counsel to become acquainted with your case."  
 Section 36.26(a)(1) provides: "At the hearing...the court...shall do one of the following: (1) Permanently sever your parental rights and order that the child be placed for adoption; (2) Without permanently terminating your parental rights, appoint a legal guardian for the minor and issue letters of guardianship or (3) Order that the minor be placed in long-term foster care, subject to the regular review of the juvenile court."  
 Given under my hand and seal of the Superior Court of the County of Riverside, State of California, this 3rd day of July 2019.  
 W. Samuel Hamrick, Jr., Executive Officer, Superior Court of the State of California, in and for the County of Riverside.  
 By: Deputy County Counsel JAMES E. BROWN ANNA B. WILKINSON SAMARA SILVERMAN  
 Deputy County Counsel 3055-D Auld Road, Suite 2221, Murrieta, CA (951) 304-5759

**PUBLIC NOTICE INVITATION FOR BID TRAFFIC SIGNALS - WARREN & AUTO PROJECT CITY OF HEMET**  
 NOTICE IS HEREBY GIVEN that the City of Hemet, California, is soliciting bids for the Traffic Signal - Warren & Auto CIP No. 3613 project located at Warren Rd & Auto Blvd in the City of Hemet.  
 For information on the bid packages, please visit the City Vendor Portal Page at: <https://www.planetbids.com/portal/portal.cfm?CompanyID=28477>.  
 A Mandatory Job-walk will be held on Wednesday, September 4, 2019 at 8:30 a.m.  
 Sealed bid responses due Thursday, September 12, 2019 before 2:00 p.m.  
 (01)



# Car Cleaning Tips

1. A big old soft sock makes a perfect hand mitt for buffing the wax on your car.
2. To rid of stale odors from the ventilation ducts, try spraying odor eliminator into the system's air intake, which is usually located at the base of the windshield. Then run the air conditioner full blast for at least 10 minutes.

## NEWSPAPER CARRIERS NEEDED

Early A.M. 7 Days a week, 1-3 hrs  
 License, Insurance, Soc Sec or ITIN, and Vehicle  
 South Bay, Los Angeles, Long Beach, SF Valley  
 310-405-1640  
 Beaumont, Banning, Hemet, San Jacinto  
 951-533-8853  
 Riverside, Moreno Valley, Jurupa Valley,  
 Corona, Norco, Eastvale, Perris  
 951-529-1326  
 Temecula, Murrieta, Winchester,  
 Sun City, Menifee & Lake Elsinore  
 951-529-1326  
 Fontana, Rancho Cucamonga, Alta Loma, Ontario  
 626-262-2735  
 San Bernardino, Redlands,  
 Loma Linda, Yucaipa  
 909-472-1303  
 Pomona, La Verne, Upland  
 626-533-4391

No sales or collecting involved • Very limited number of opportunities available

**PUBLIC NOTICES - "YOUR RIGHT TO KNOW"**  
 Call 951-368-9222 or email: [legals@pe.com](mailto:legals@pe.com)







## Citizen Participation Notice of Public Comment Period

City of Moreno Valley  
Financial & Management Services Dept.  
Financial Operations Division  
14177 Frederick St. PO Box 88005  
Moreno Valley, CA 92552-0805  
PH: 951.413.3450 Email: [grantsadmin@moval.org](mailto:grantsadmin@moval.org)

---



**CITY OF MORENO VALLEY  
OFFICE OF PUBLIC COMMENT PERIOD  
2018/2019 CAPER REPORT**

---

As a recipient of Community Development Block Grant (CDBG), Home Investment Partnership Act (HOME) and Emergency Solutions Grant (ESG) funds, the City of Moreno is required to prepare a Consolidated Annual Performance and Evaluation Report (CAPER) for the period of July 1, 2018 through June 30, 2019. Pursuant to 24 CFR 91.520, the City will submit the CAPER to the U.S. Department of Housing and Urban Development (HUD) by September 27, 2019. The purpose of the CAPER is to provide the City of Moreno Valley with an opportunity to annually evaluate its overall progress in carrying out priorities and objectives identified in the City's HUD-approved Consolidated Plan and to report the progress to HUD and the citizens of Moreno Valley.

The City of Moreno Valley actively encourages ongoing citizen participation and feedback. All residents are invited to comment on the CAPER by mail, e-mail or in person during the fifteen-day comment period of September 12, 2019 through September 26, 2019. Comments must be submitted in writing to the Financial Operations Division within this fifteen-day period. Anyone interested in providing comments or additional information may contact the City of Moreno Valley's Financial Operations Division as provided below:

**City of Moreno Valley  
Financial & Management Services Department  
Attn: Financial Operations Division  
14177 Frederick Street  
Moreno Valley, CA 92552  
Phone: 951.413.3450  
Email: grantsadmin@moval.org**

Copies of the CAPER will be available for review during the fifteen-day period at the Moreno Valley Library, the Community Senior Center, City Hall, and the Conference and Recreation Center. Upon completion of the fifteen-day comment period, the CAPER will be revised to include a summary of comments received and forwarded to the regional HUD Office.

*Upon request, this news release will be made available in appropriate alternative formats to persons with disabilities, in compliance with the Americans with Disabilities Act of 1990. Any person with a disability who requires a modification or accommodation in order to participate in these activities should direct such requests to, ADA Coordinator, at 951.413.3045 at least 72 hours before the activity. The 72-hour notification will enable the City to make reasonable arrangements to ensure accessibility and participation.*

