



FISCAL YEAR 2020/2021

Consolidated Annual Performance Evaluation Report (CAPER)

HUD CDBG, ESG and HOME Grant Programs

**City of Moreno Valley
Financial & Management Services Dept.
Financial Operations Division
14177 Frederick St. PO Box 88005
Moreno Valley, CA 92552-0805
PH: 951.413.3450 Email: grantsadmin@moval.org**

TABLE OF CONTENTS

Consolidated Annual Performance and Evaluation Report

CR-05 - Goals and Outcomes	3
CR-10 - Racial and Ethnic composition of families assisted	9
CR-15 - Resources and Investments 91.520(a)	10
CR-20 - Affordable Housing 91.520(b)	17
CR-25 - Homeless and Other Special Needs 91.220(d, e); 91.320(d, e); 91.520(c)	19
CR-30 - Public Housing 91.220(h); 91.320(j)	22
CR-35 - Other Actions 91.220(j)-(k); 91.320(i)-(j).....	24
CR-40 - Monitoring 91.220 and 91.230.....	30
CR-45 - CDBG 91.520(c).....	32
CR-50 - HOME 91.520(d).....	33
CR-60 - ESG 91.520(g) (ESG Recipients only)	35
CR-65 - Persons Assisted	38
CR-70 – ESG 91.520(g) - Assistance Provided and Outcomes.....	41
CR-75 – Expenditures	42

ATTACHMENTS

Attachment 1	HUD ESG CAPER FY 2019/2020, HUD ESG-CV CAPER Initial, Q1, Q2, Q3
Attachment 2	Integrated Disbursement & Information System (IDIS) Reports: PR01, PR03, PR22, PR23, PR26, PR33, PR91
Attachment 3	Community Development Block Grant (CDBG) Map
Attachment 4	Citizen Participation (Proof of Public Notice)
Attachment 5	Affordable Multi-Family Rental Program 2019 Annual Compliance Monitoring

CR-05 - Goals and Outcomes

Progress the jurisdiction has made in carrying out its strategic plan and its action plan. 91.520(a)

This could be an overview that includes major initiatives and highlights that were proposed and executed throughout the program year.

The City of Moreno Valley (City) participates as an entitlement agency receiving direct funding from the U.S. Department of Housing and Urban Development (HUD) for the following three (3) federal programs: Community Development Block Grant (CDBG) Program, Home Investment Partnerships (HOME) Program, Emergency Solutions Grants (ESG) Program.

During 2020/21, Moreno Valley was committed to maximizing existing resources and opportunities to achieve a better quality of life for its low-to-moderate income residents. The Coronavirus had a significant negative impact on the goal outcomes for 2020/21 as many program activities continued to be affected by the pandemic restrictions that continued through June 30, 2021. At the end of the third year of the 2018-23 Consolidated Plan the City was successful in accomplishing the following:

Achieve Fair Housing for All: 5-Yr Goals: Provide fair housing and landlord/tenant services to 23,500 households on their rights and responsibilities. Annual Goals: Assist 4,100 households. Actual 2020/21: The City assisted 4,405 households.

Address Homelessness: 5-YR Goal: To assist 800 homeless persons and persons threatened with homelessness. Annual Goal: 60 homeless persons benefited with Street Outreach. Actual 2020/21: The City provided homelessness prevention to 35 persons and street outreach to 8 persons. Annual Goal: CDBG-CV 2020/21: Goal of 104 persons benefited with rental and utility assistance payments. Actual: CDBG-CV 2020/21: 0 persons assisted (0% completed)- The U.S. Department of Treasury Emergency Rental Assistance Program (ERAP) funds were prioritized over this activity. The MoVal Rental Rescue Subsistence Program began in July 2021 and the City anticipates reporting accomplishments in the 2021/22 CAPER. Annual Goal ESG-CV: 1,104 persons assisted with Homelessness Prevention, 18 beds for Emergency Shelter, 130 Households assisted for Tenant Based Rental Assistance/Rapid Rehousing and 168 for Street Outreach (Other). Actual ESG-CV: The City assisted 428 persons assisted (39% completed) with Homelessness Prevention, 33 beds for Emergency Shelter (183% completed), 0 persons assisted for Tenant Based Rental Assistance/Rapid Rehousing (0.0% completed) and 13 persons for Street Outreach (7.7% completed).

Improve the condition of existing housing stock: 5-YR Goals: Construct 80 new affordable rental units; Rehabilitate 16 rental units; rehabilitate 90 homeowner housing. Annual Goals: Rehabilitate 15 homeowner housing units, Other activities for Interim Assistance 35,575 persons. Actual

2020/21: The City provided 7 homes with energy efficiency solar systems, 60,940 persons benefited from the City’s Interim Assistance efforts.

Improve the well-being of persons: 5-YR Goal: Assist 290,000 persons. Annual Goal: Benefit 13,045 persons. Actual 2020/21: In FY 2020, the City aided 57,418 individuals through public services. Annual Goal: CDBG-CV: Goal of 12,613 persons assisted. Actual CDBG-CV 2020/21: The City also administered CDBG-CV programs that benefited 11,300 individuals (89% completed).

Promote Economic Development Activities: 5-YR Goals: To create or retain 100 low-to moderate income jobs and assist 390 businesses. Annual Goals: There were no goals created for 2020/21. Annual Goal CDBG-CV: Goal of 45 businesses assisted. Actual CDBG-CV 2020/21: 45 businesses were assisted through small business grants. A 100% accomplishment.

Public Facilities and Infrastructures: 5-YR Goals: To assist 55,000 persons through public facility/improvement projects aimed at improving ADA standards and City streets. Annual Goals: benefit 19,715 persons. Actual 20/21: ADA improvements completed in 2020/21 benefited cumulatively 7,558 persons.

Comparison of the proposed versus actual outcomes for each outcome measure submitted with the consolidated plan and explain, if applicable, why progress was not made toward meeting goals and objectives. 91.520(g)

Categories, priority levels, funding sources and amounts, outcomes/objectives, goal outcome indicators, units of measure, targets, actual outcomes/outputs, and percentage completed for each of the grantee’s program year goals.

Goal	Category	Source / Amount	Indicator	Unit of Measure	Expected – Strategic Plan	Actual – Strategic Plan	Percent Complete	Expected – Program Year	Actual – Program Year	Percent Complete
Achieve Fair Housing for All	Non-Housing Community Development	CDBG: \$	Public service activities other than Low/Moderate Income Housing Benefit	Persons Assisted	23500	15473	65.84%	4100	4405	107.44%
Address Homelessness	Homeless	ESG: \$	Tenant-based rental assistance / Rapid Rehousing	Households Assisted	800	0	0.00%			

Address Homelessness	Homeless	ESG: \$	Homelessness Prevention	Persons Assisted	800	66	8.25%			
Address Homelessness	Homeless	ESG: \$	Other	Other	1600	24	1.50%	60	8	13.33%
Improve the condition of existing housing stock	Housing	CDBG: \$ / HOME: \$	Rental units rehabilitated	Household Housing Unit	16	4	25.00%			
Improve the condition of existing housing stock	Housing	CDBG: \$ / HOME: \$	Homeowner Housing Rehabilitated	Household Housing Unit	90	94	104.44%	15	7	46.67%
Improve the condition of existing housing stock	Housing	CDBG: \$ / HOME: \$	Other	Other	0	60940		35575	60940	171.30%
Improve the well-being of persons	Non-Housing Community Development	CDBG: \$	Public service activities other than Low/Moderate Income Housing Benefit	Persons Assisted	290000	345333	119.08%	13045	57418	440.15%
Improve the well-being of persons	Non-Housing Community Development	CDBG: \$	Public service activities for Low/Moderate Income Housing Benefit	Households Assisted	0	0				
Improve the well-being of persons	Non-Housing Community Development	CDBG: \$	Homeless Person Overnight Shelter	Persons Assisted	0	59		0	0	

Improve the well-being of persons	Non-Housing Community Development	CDBG: \$	Overnight/Emergency Shelter/Transitional Housing Beds added	Beds	0	0		0	0	
Planning and Administration	Program Administration	CDBG: \$ / HOME: \$ / ESG: \$	Other	Other	0	0				
Promote Economic Development Activities	Non-Housing Community Development and City Economic Development	CDBG: \$	Jobs created/retained	Jobs	100	50	50.00%			
Promote Economic Development Activities	Non-Housing Community Development and City Economic Development	CDBG: \$	Businesses assisted	Businesses Assisted	390	426	109.23%			
Public Facilities and Infrastructure	Non-Housing Community Development	CDBG: \$	Public Facility or Infrastructure Activities other than Low/Moderate Income Housing Benefit	Persons Assisted	55000	560183	1,018.51%	19715	7558	38.34%

Table 1 - Accomplishments – Program Year & Strategic Plan to Date

Assess how the jurisdiction’s use of funds, particularly CDBG, addresses the priorities and specific objectives identified in the plan,

giving special attention to the highest priority activities identified.

This City's achievements are commendable considering the difficulties in communications, accessibility to eligible persons and staffing resulting from the Coronavirus Pandemic and the Shelter-In-Place order that continued through the end of FY 2020. The federal and California eviction moratoriums during 2020/21 further reduced the completion of ESG and ESG-CV homeless prevention and rapid rehousing goals.

Achieve Fair Housing for All: The City provided 4,397 households with fair housing/landlord tenant services and 8 persons with anti-discrimination services accomplishing the annual goal for FY 2020. The City continues to provide services to low-and-moderate income individuals to meet the 5-year goal.

Address Homelessness: The City provided homelessness prevention and street outreach to 43 individuals with the 2020 ESG entitlement funding; 35 with homelessness prevention and 8 with street outreach. Efforts to reach the homeless in FY 2020 were hampered by the fears of the Coronavirus and lack of volunteers to serve this community. However, the City was able to assist several low-and-moderate income households with short-and-medium term rental assistance, rapid rehousing and homeless prevention counseling. Additionally, through the 2020 ESG-CV funding, the City assisted 428 persons assisted with Homelessness Prevention, 13 persons for Street Outreach, and 33 beds for Emergency Shelter.

Improve the condition of existing housing stock: The City's goal is to complete 90 homeowner rehabilitation projects during the five-year period of the 2018-23 ConPlan, or 18 units per program year. During FY 2020: The City provided 7 homes with energy efficiency solar systems, 60,940 persons benefited from the City's Interim Assistance efforts. The City also began in 2020/21 the construction of an 80- unit affordable apartment project name Courtyard at Cottonwood partially funded with HOME funds. Habitat for Humanity's Single Family and Mobile Home repair programs that began in FY 2019 are nearly complete and rehabilitation of 18 single family and 12 mobile homes will be reported with the program is completed in FY 2021. The City continues to work with its non-profit partners to equal or exceed housing rehabilitation accomplishments for low-income households in the City.

Improve the well-being of persons: The City's annual goal is to assist 58,000 persons through public service assistance. In FY 2020, the City aided 13,045 individuals through public services with the 2020 CDGBG entitlement funding. Individuals were served primarily through the MoVal Problem Oriented Policing (POP) program that focuses on reducing crime in the HUD low-mod census tracts in the city, as well as through senior services, employment resources, and youth services. Additionally, through the 2019 CDBG-CV funding, the City administered CDBG-CV programs in FY 2020 that benefited 11,300 individuals to prevent, prepare for and respond to coronavirus. The City continues to work with its non-profit

partners to equal or exceed public service accomplishments for low-to- moderate income persons in the City.

Promote Economic Development Activities: In FY 2020, 45 businesses were provided small business grants through the City's 2019 CDBG-CV program funding. This grant program allowed these small businesses in HUD low-mod area census tracts to stay in business and retain low-mod workers the COVID-19 pandemic. The City continues to seek opportunities to provide assistance to meet the Economic Development 5-year goal.

Public Facilities and Infrastructures: ADA improvements completed in FY 2020 benefited cumulatively 7,558 persons in HUD low-mod census tracts within the City. The City continues to target public works projects such as pavement rehabilitation and ADA improvements in low-mod census tract areas of the City.

ESG-CV Funds

Like many other cities in California trying to execute their ESG-CV HP programs, the City has not accomplished significant expenditures with ESG-CV. The City programmed a substantial portion of the funding to Homeless Prevention (HP) (\$1.3 million, or 62%, of the City's \$2.1 million in ESG-CV funds) in an effort to assist Low-Mod families who were impacted by the Coronavirus pandemic to receive rental assistance to avoid homelessness. These HP programs have been hampered initially by the Federal Eviction moratorium that extended through July 31, 2021 and further prolonged by the overlapping California eviction moratorium extended through September 30, 2021. The eviction moratoriums prevented many HP program applicants from meeting the "At-Risk" of homeless criteria for ESG-CV as landlords have been prevented from issuing eviction notices. To exacerbate the situation, the two rounds of Emergency Rental Assistance (ERA1 and ERA2) funding to the City by the US Treasury Department in 2021 allowed for a much less restrictive criteria for qualification (i.e. no eviction notice requirement) for applicants and a more extensive package of financial assistance to households who were behind in their rent due to the pandemic. As such, many of those low-mod households in the City who might typically apply for ESG-CV HP assistance instead applied for the local ERA programs for assistance. The City is developing a plan to accelerate the use of ESG-CV funds and will submit to HUD in October 2021.

CR-10 - Racial and Ethnic composition of families assisted

Describe the families assisted (including the racial and ethnic status of families assisted).

91.520(a)

	CDBG	HOME	ESG
White	7,401	0	104
Black or African American	4,335	0	232
Asian	754	0	3
American Indian or American Native	172	0	2
Native Hawaiian or Other Pacific Islander	49	0	0
Total	12,711	0	341
Hispanic	5,135	0	220
Not Hispanic	7,576	0	121

Table 2 – Table of assistance to racial and ethnic populations by source of funds

Narrative

Funding Sources CDBG, CDBG-CV

Other ethnicities not listed in detail on the above table are:

- American Indian/Alaskan Native & White: 14
- Asian & White: 13
- Black/African American & White: 33 of which 2 are Hispanic
- Other Multi Racial: 6,952 of which 958 are Hispanic

These additional counts total to 7,012, with the 12,711 listed above; the overall total of assisted persons is 19,723, of which 6,095 are Hispanic

Funding Sources ESG, ESG-CV

There are 176 persons identified in the SAGE Report where data was not collected. The overall total of assisted persons for ESG, ESG-CV collectively is 517 persons

CR-15 - Resources and Investments 91.520(a)

Identify the resources made available

Source of Funds	Source	Resources Made Available	Amount Expended During Program Year
CDBG	public - federal	2,945,315	1,263,084
HOME	public - federal	2,392,227	864,708
ESG	public - federal	182,943	161,349

Table 3 - Resources Made Available

Narrative

Entitlement Funding

In FY 2020, the Community Development Block Grant (CDBG) program provided \$2,945,315 for housing and community development activities that met the following three broad national objectives of benefit to low and moderate-income households; removal of slum or blight; or meeting urgent community needs. The HOME Investment Partnerships Program (HOME) provided \$2,392,227 for housing related activities such as affordable rental housing, home ownership through acquisition, construction, reconstruction, and/or rehabilitation of affordable housing. The City issued \$182,943 in Emergency Solutions Grants Program (ESG) funds to assist, protect, and improve living conditions for the homeless.

CARES Act Funding

The CARES Act Amendment to the Fiscal Year 2019/20 Annual Action Plan allocated the City's entitlement formula allocation of CDBG-CV and ESG-CV funding to eligible projects. The CDBG-CV funds of \$2,293,351 were allocated to prevent, prepare for, and respond to the coronavirus among the residents and businesses in the City. The ESG-CV funds of \$2,373,991 were allocated to support additional homeless assistance and homelessness prevention activities to mitigate the impacts of COVID-19.

Source of Funds: CDBG-CV

Source: public - federal

Resources Made Available: \$2,293,351

Amount Expended During Program Year: \$1,080,637

Source of Funds: ESG-CV

Source: public - federal

Resources Made Available: \$2,373,991

Amount Expended During Program Year: \$330,878

Identify the geographic distribution and location of investments

Target Area	Planned Percentage of Allocation	Actual Percentage of Allocation	Narrative Description
CDBG TARGET AREA(S)	63	40	See Below
City-wide	37	60	

Table 4 – Identify the geographic distribution and location of investments

Narrative

Moreno Valley continued to have HUD low-and-moderate income census tracts or CDBG Target Areas represented by within the City that contain at least 51% of residents who qualify as low and moderate income. In FY 2020 there were thirty-two (32) CDBG Target Areas located within four Moreno Valley Council Districts. These areas encompass neighborhoods mostly in the central and western portions of the City. In general, CDBG Target Areas typically include older sections of the City where much of the building stock and infrastructure is deteriorated or fails to meet current standards. Its structures are in need of various levels of rehabilitation with some structures in need of extensive reconstruction. The areas tend to lack adequate drainage systems, water lines, street lighting, and infrastructure.

Historically, the City's goal has been to physically locate as many of the CDBG and HOME projects to within the established CDBG Target Areas as possible. During the fiscal year, the City's projects and activities undertaken by CDBG and HOME have benefitted the CDBG Target Areas in one or both of the following manners: either by being physically located within a qualified census tract(s) or providing a service to low-to-moderate income persons residing within those tracts.

During FY 2020, over 75% of the non-administration CDBG funds were allocated for public works projects, primarily pavement rehabilitation benefiting HUD low-mod census tracts Target Areas in the City. Unfortunately, as a result of the Coronavirus pandemic, this activity has been slowed. However, the City expects the FY 2020 projects will be completed in FY 2021.

Leveraging

Explain how federal funds leveraged additional resources (private, state and local funds), including a description of how matching requirements were satisfied, as well as how any publicly owned land or property located within the jurisdiction that were used to address the needs identified in the plan.

The City continually makes its best effort to leverage the Federal funding it receives through the use of other local and State funding in order to support its projects. The City was able to leverage its homeless and housing programs with programs offered with the County of Riverside such as: Riverside County Emergency Solutions Grants (ESG); the County's Section 8 Housing Choice Voucher program ; Homebuyer Assistance Housing for Persons with AIDS (HOPWA); and Mortgage Credit Certificate (MCC) Program. The City also received County transportation and capital improvement funding through the Department of Justice, and leverages those grant monies with CDBG in order to achieve 5-year Consolidated Planning goals listed under its Public Facilities and Infrastructures Goal. The State of California also offered leveraging opportunities via the Low-income Housing Tax Credit (LIHTC); the Multi-Family Housing Program (MHP); the California Housing Finance Agency (CalHFA) Multi-Family Programs; and the CalHome Program. Additionally, Moreno Valley was able to coordinate and/or partner with over 16 Non-Profit Organizations to help facilitate the various social services and housing activities included in Moreno Valley's Consolidated Plan.

In addition, the City staff look for every opportunity to leverage funds with additional funding, volunteer labor, and other community resources. With respect to public services and projects funded with CDBG funds, the City requires all subrecipients to identify other resources they will utilize during the program year to operate and implement CDBG supported activities. It is the City's intent to ensure adequate nonfederal and private funds are available, thus minimizing the dependence on federal funds and helping to ensure the viability and continuity of the proposed activity. To best leverage the City's available resources, the City will continue to look for opportunities to layer private and nonfederal resources with federal resources and to require that CDBG subrecipients demonstrate sufficient committed non CDBG funding so that projects and services will have the best results for the community and the low and very low-income residents they are intended to serve.

Federal HOME funds are leveraged with a minimum 12.5% match by the City and HOME subgrantees in the form of cash and like kind goods and services.

The Emergency Solutions Grants (ESG) Program leverages funds through match. The Subrecipient must make matching contributions to supplement the Subrecipients ESG program in an amount that equals the amount of ESG funds provided by the Grantee. In other words, for

every dollar provided through the ESG program, the Subrecipient must contribute a dollar from another source to eligible ESG activities within the same funded programs.

Matching contributions may be obtained from any source, including any Federal source other than the ESG program, as well as state, local, and private sources. Additional requirements apply to matching contributions from a federal source of funds as follows: the recipient must ensure the laws governing any funds to be used as matching contributions do not prohibit those funds from being used to match Emergency Solutions Grant funds. If ESG funds are used to satisfy the matching requirements of another federal program, then funding from that program may not be used to satisfy the matching requirements under this section. Matching funds must be provided after the date HUD signs the grant agreement.

Emergency Solutions Grants Program as funded by the CARES Act (ESG-CV) funds are exempt from the ESG-CV match requirements.

Fiscal Year Summary – HOME Match	
1. Excess match from prior Federal fiscal year	0
2. Match contributed during current Federal fiscal year	81,444
3. Total match available for current Federal fiscal year (Line 1 plus Line 2)	81,444
4. Match liability for current Federal fiscal year	30,675
5. Excess match carried over to next Federal fiscal year (Line 3 minus Line 4)	50,769

Table 5 – Fiscal Year Summary - HOME Match Report

Match Contribution for the Federal Fiscal Year								
Project No. or Other ID	Date of Contribution	Cash (non-Federal sources)	Foregone Taxes, Fees, Charges	Appraised Land/Real Property	Required Infrastructure	Site Preparation, Construction Materials, Donated labor	Bond Financing	Total Match
IDIS ID 1011, 1012	10/07/2019	6,319	0	0	0	0	0	6,319
IDIS ID 1028	08/20/2020	0	0	75,125	0	0	0	75,125

Table 6 – Match Contribution for the Federal Fiscal Year

HOME MBE/WBE report

Program Income – Enter the program amounts for the reporting period				
Balance on hand at beginning of reporting period \$	Amount received during reporting period \$	Total amount expended during reporting period \$	Amount expended for TBRA \$	Balance on hand at end of reporting period \$
75,528	263,000	338,528	0	0

Table 7 – Program Income

Minority Business Enterprises and Women Business Enterprises – Indicate the number and dollar value of contracts for HOME projects completed during the reporting period						
	Total	Minority Business Enterprises				White Non-Hispanic
		Alaskan Native or American Indian	Asian or Pacific Islander	Black Non-Hispanic	Hispanic	
Contracts						
Dollar Amount	281,199	0	0	0	21,700	259,499
Number	24	0	0	0	3	21
Sub-Contracts						
Number	26	0	0	0	4	22
Dollar Amount	16,185,875	0	0	0	1,859,112	14,326,763
	Total	Women Business Enterprises	Male			
Contracts						
Dollar Amount	281,199	0	281,199			
Number	24	0	24			
Sub-Contracts						
Number	26	1	25			
Dollar Amount	16,185,875	422,583	15,763,292			

Table 8 - Minority Business and Women Business Enterprises

Minority Owners of Rental Property – Indicate the number of HOME assisted rental property owners and the total amount of HOME funds in these rental properties assisted						
	Total	Minority Property Owners				White Non-Hispanic
		Alaskan Native or American Indian	Asian or Pacific Islander	Black Non-Hispanic	Hispanic	
Number	0	0	0	0	0	0
Dollar Amount	0	0	0	0	0	0

Table 9 – Minority Owners of Rental Property

Relocation and Real Property Acquisition – Indicate the number of persons displaced, the cost of relocation payments, the number of parcels acquired, and the cost of acquisition

Parcels Acquired		0	0			
Businesses Displaced		0	0			
Nonprofit Organizations Displaced		0	0			
Households Temporarily Relocated, not Displaced		0	0			
Households Displaced	Total	Minority Property Enterprises				White Non-Hispanic
		Alaskan Native or American Indian	Asian or Pacific Islander	Black Non-Hispanic	Hispanic	
Number	0	0	0	0	0	0
Cost	0	0	0	0	0	0

Table 10 – Relocation and Real Property Acquisition

CR-20 - Affordable Housing 91.520(b)

Evaluation of the jurisdiction's progress in providing affordable housing, including the number and types of families served, the number of extremely low-income, low-income, moderate-income, and middle-income persons served.

	One-Year Goal	Actual
Number of Homeless households to be provided affordable housing units	0	0
Number of Non-Homeless households to be provided affordable housing units	0	0
Number of Special-Needs households to be provided affordable housing units	0	0
Total	0	0

Table 11 – Number of Households

	One-Year Goal	Actual
Number of households supported through Rental Assistance	0	0
Number of households supported through The Production of New Units	0	0
Number of households supported through Rehab of Existing Units	15	7
Number of households supported through Acquisition of Existing Units	0	0
Total	15	7

Table 12 – Number of Households Supported

Discuss the difference between goals and outcomes and problems encountered in meeting these goals.

The City utilized CDBG and HOME funds to improve the existing housing stock so that it provides decent, safe, and sanitary housing. The FY 2020 goal was to rehabilitate 15 homeowner housing. Much of the progress toward this goal was hampered by business shutdowns and other restrictions as a result of the Coronavirus pandemic that began in March 2020 and continued through most of FY 2020. Regardless, the City completed rehabilitation of 7 single-family units of energy efficiency project. The Courtyard at

Cottonwood project broke ground in FY 2020 and those units will be recorded as accomplishments when completed as expected in FY 2021.

Discuss how these outcomes will impact future annual action plans.

For future action plans the City will continue to reevaluate community needs, worst case housing needs, progress of existing projects and the ability to complete future projects as the Coronavirus pandemic restrictions continue to linger in FY 2021. Results of the evaluation will be considered as the City defines its annual goals and determines the types of projects it takes on.

Include the number of extremely low-income, low-income, and moderate-income persons served by each activity where information on income by family size is required to determine the eligibility of the activity.

Number of Households Served	CDBG Actual	HOME Actual
Extremely Low-income	1	0
Low-income	2	0
Moderate-income	4	0
Total	7	0

Table 13 – Number of Households Served

Narrative Information

During FY 2020, the City of Moreno Valley served the following households through CDBG activity:

Owner Households: 7 households were assisted with solar energy improvements including 1 Extremely Low-Income, 2 Low-Income and 4 Moderate-Income households.

The remainder for the CDBG activity provided public services and public works projects throughout the City benefiting households with incomes ranging from extremely low to moderate income.

The City of Moreno Valley defines “Affordable Housing” or “Low-income residential housing” or “residential affordable units” as follows:

(1) for rental housing, the units shall be made available, rented and restricted to “lower income households” determined and published annually by HUD: Extremely Low (30%), Very Low (50%) and Low (80%). Current information can be found on both the City website and on the HUD website at www.huduser.org/portal/datasets/il.html at an “affordable rent” (as defined in 24 CFR 92.252). Affordable units that are rental housing shall be made available, rented, and restricted to lower income households at an affordable rent for a period of at least fifty-five (55) years after the issuance of a certificate of occupancy for new residential development; and

(2) for for-sale housing, the units shall be sold to “persons or families of low or moderate income” (determined and published annually by HUD: Extremely Low (30%), Very Low (50%) and Low (80%). Current information can be found on both the City website and on the HUD website at www.huduser.org/portal/datasets/il.html) at a purchase price that will not cause the purchaser’s monthly housing cost to exceed “affordable housing cost” (as defined in 24 CFR 92.254). Affordable units that are for-sale housing units shall be restricted to ownership by persons and families of low or moderate income for at least forty-five (45) years after the issuance of a certificate of occupancy for the new residential development.

CR-25 - Homeless and Other Special Needs 91.220(d, e); 91.320(d, e); 91.520(c)

Evaluate the jurisdiction's progress in meeting its specific objectives for reducing and ending homelessness through:

Reaching out to homeless persons (especially unsheltered persons) and assessing their individual needs

Due to the Coronavirus pandemic declared in March 2020, the 2021 "Point-in-Time Count" for County was limited to unsheltered individuals and the results are still pending as of the date of this report. However, based on the 2020 "Point-in-Time Count" (PIT) of homeless persons residing in the Riverside County conducted on January 29, 2020 by the County's Continuum of Care (CoC), Moreno Valley had 165 unsheltered homeless persons residing within its City limits. In line with the HUD requirements, the City has developed a comprehensive Homeless Strategy that involved reaching out to homeless persons, assessing and addressing their individual emergency/ housing needs. To reach the individuals, the City extends CDBG and ESG funding to a variety of public service subrecipients who in turn provide the direct services including street outreach, case management, housing search assistance, emergency housing/motel vouchers, food, and counseling. These social service programs are often the primary source for referrals and assistance to homeless persons, and primary contact for unsheltered individuals. Historically, City has provided ESG funding for street outreach activity to:

- United States Veterans Initiative
- The Salvation Army

During FY 2020, the City also received two rounds of ESG-CV funding through the CARES Act and provided ESG-CV funding for street outreach activity to

- United States Veterans Initiative

The County of Riverside CoC has implemented and developed a Coordinated Entry System (CES) to link homeless families and individuals with the appropriate assistance they need to end homelessness. A CES Advisory Team, with the assistance of outreach workers, housing navigators, housing case managers, and others, formed to develop written standards, policies, and guidelines for the CES. The Advisory Team is made up of representatives from providers of permanent supportive housing, rapid re-housing, emergency shelter, and transitional housing (TH). The CES covers a large geographic area, is easily accessed by individuals and families seeking housing or services, is well advertised, and includes a comprehensive and standardized assessment tool. The Riverside University Health System's Behavioral Health (formerly the County of Riverside Department of Mental Health) is the lead agency responsible for implementing the County's Coordinated Entry System. The County of Riverside CoC plans to capitalize on the CES to strengthen service coordination and delivery for its target population including single adults, families, youth and veterans experiencing homelessness.

Addressing the emergency shelter and transitional housing needs of homeless persons

Addressing the housing needs of the homeless is the primary objective of ESG funding. ESG funding will be allocated to address the emergency shelter and housing needs of homeless persons located in Moreno Valley and will provide for a much needed injection of funding. The ESG program was used to assist, protect, and improve living conditions for the homeless and provides for the following eligible activities:

- engage homeless individuals and families living on the street;
- improve the number and quality of emergency shelters for homeless individuals and families;
- help operate these shelters;
- provide essential services to shelter residents,
- rapidly re-house homeless individuals and families, and
- prevent families/individuals from becoming homeless

The City has historically engaged and provided ESG funding to non-profit subrecipients, including those previously mentioned, experienced with providing the services listed above. With the City's ESG-CV funding, additional resources were provided to the following subrecipients.

- United States Veterans Initiative
- Inland SoCal United Way
- The Salvation Army

Helping low-income individuals and families avoid becoming homeless, especially extremely low-income individuals and families and those who are: likely to become homeless after being discharged from publicly funded institutions and systems of care (such as health care facilities, mental health facilities, foster care and other youth facilities, and corrections programs and institutions); and, receiving assistance from public or private agencies that address housing, health, social services, employment, education, or youth needs

The Riverside County CoC collaborates with various key organizations and agencies to establish county-wide protocols and procedures intended to prevent people from being discharged from public and private institutions (programs) into homelessness. Agencies included are Housing, Homelessness Prevention and Workforce Solutions (HHPWS), County Department of Behavioral Health, Hospital Association of Southern California (coordinator of Riverside county hospitals), Riverside County Sheriff's Dept., Riverside County Veterans' Services, administrators of the Community Connect of Riverside County 2-1-1 telephone referral program. Once the City makes ESG services available it will contact Community Connect and other partners to formally register its programs and ensure that the public are referred to the City ESG services if needed.

Helping homeless persons (especially chronically homeless individuals and families, families

with children, veterans and their families, and unaccompanied youth) make the transition to permanent housing and independent living, including shortening the period of time that individuals and families experience homelessness, facilitating access for homeless individuals and families to affordable housing units, and preventing individuals and families who were recently homeless from becoming homeless again

The County of Riverside, along with Continuum of Care partners, including the City of Moreno Valley, continued to make available the "25 Cities" program which assists the homeless population, primarily veterans and the chronically homeless to attain housing through collaboration and communication with its CoC partners. The program features coordinated entry system, a software that stores and displays housing information including vacancies, client personal information, and tracks their individual needs. The City also focused on preventing homelessness and repeat episodes of homelessness through its partnership with its local nonprofit agencies to provide assistance or locate assistance for the family or individuals including:

- United States Veterans Initiative
- Catholic Charities of San Bernardino
- The Salvation Army

CR-30 - Public Housing 91.220(h); 91.320(j)

Actions taken to address the needs of public housing

The City of Moreno Valley is not a public housing agency. The Housing Authority of the County of Riverside (HACR) no longer operates a public housing program, and all 469 units were converted over to Project Based Voucher units with ownership transferred to Riverside Community Housing Corp.

The Section 8 Housing Choice Voucher Program assists lower-income households with rental assistance to provide an opportunity to live in affordable, decent, safe, and sanitary housing. All Voucher recipients are below 50% of the area median income and approximately 75% of recipients are below 30% of area median income. The waiting list for Section 8 was closed for some time but has reopened and is accepting new applications with specific eligibility criteria in place. Based on the large numbers of families waiting for assistance, the City continued to support the HACR goal to: expand the supply of assisted housing by applying for additional rental vouchers via annual competitions for the U.S. Department of Housing and Urban Development (HUD) affordable housing funding available to Public Housing Authorities; improve the quality of assisted housing; leverage private or other public funds to create additional housing opportunities; and expand and promote self-- sufficiency programs. The City actively pursued opportunities for local affordable housing projects as described within this report as well as non-housing public service programs to contribute to the overall affordable housing needs of the community and ease the financial burden of its struggling, low- income, residents. The City reviews proposed development sites, the comprehensive plan, and any proposed demolition or disposition of public housing developments.

Actions taken to encourage public housing residents to become more involved in management and participate in homeownership

The HACR encourages public housing residents to become more involved in management and to participate in homeownership opportunities through the following programs:

The HACR Family Self Sufficiency (FSS) Program was established to assist Section 8 residents and enable families to gain economic independence from all governmental assistance. Supportive services offered to participating families include:

- Remedial Education and Classroom Training;
- Employment Training and Placement;
- Counseling/Case Management;
- Credit Counseling and Money Management;
- Child Care
- Transportation

The HACR “First Time Home Buyer” (FTHB) program and Mortgage Credit Certificate (MCC) program

assists eligible participants in the FSS Program by offering a single down payment assistance grant enabling families to realize their dream of becoming homeowners by providing them with financial and other resources that they would not normally have access to.

Actions taken to provide assistance to troubled PHAs

HACR has been recognized by HUD as a High performer for the last nineteen (19) years through the Section Eight Management Assessment Program (SEMAP). The most recent SEMAP score issued by HUD to the HACR was for FY 2019. In FY 2019, the HACR received an overall performance rating of High by earning a total of 140 points out of 145 possible points. As such the score of 140 out of 145 has been carried forward for FY 2020/2021.

CR-35 - Other Actions 91.220(j)-(k); 91.320(i)-(j)

Actions taken to remove or ameliorate the negative effects of public policies that serve as barriers to affordable housing such as land use controls, tax policies affecting land, zoning ordinances, building codes, fees and charges, growth limitations, and policies affecting the return on residential investment. 91.220 (j); 91.320 (i)

The City's Housing Element for the 2014-2021 cycle identified seven goals to help remove barriers to affordable housing including:

1. Availability of a wide range of housing by location, type of unit, and price to meet the existing and future needs of Moreno Valley residents.
2. Promote and preserve suitable and affordable housing for persons with special needs, including lower income households, large families, single parent households, the disabled, senior citizens and shelter for the homeless.
3. Removal or mitigation of constraints to the maintenance, improvement and development of affordable housing, where appropriate and legally possible.
4. Provide increased opportunities for homeownership.
5. Enhance the quality of existing residential neighborhoods in Moreno Valley, through maintenance and preservation, while minimizing displacement impacts.
6. Encourage energy conservation activities in all neighborhoods.
7. Equal housing opportunity for all residents of Moreno Valley, regardless of race, religion, sex, marital status, ancestry, national origin, color, or handicap.

Some of the actions taken by the City in FY 2020-22 to achieve these goals included:

1. Adopting density bonus incentives for multi-family projects that meet certain LEED standards.
2. The redesignation of the Village Specific Plan area (Sunnymead Village) to allow higher density development is explored under the General Plan Update. The reduction in development standards can be explored further through the zoning consistency/development code update.
3. Commenced construction of the Courtyards at Cottonwood project that will provide 80 multi-family affordable housing units that will be available in FY 2022. Section 8 rental assistance will also be available from the County of Riverside for these units.
4. Continued to expedite and prioritize permit processing and reduce developer impact fees for new

construction or rehabilitation of housing for lower and moderate-income households and seniors.

5. Continued to provide favorable home purchasing options to lower and moderate-income households, when funds are available, through the County of Riverside's First Time Homebuyers Down Payment Assistance Program and homeownership assistance with the County Mortgage Credit Certificate (MCC) program.

6. Rehabilitation of existing mobile homes correcting substandard living conditions for low-moderate income owner occupants. During FY 2020-21, 18 single family and 12 mobile homes received major and minor repairs.

7. Continued to work with GRID Alternatives to promote energy efficiency through the installation of solar panels for low-to-moderate income single family households.

Actions taken to foster and maintain affordable housing

Homeownership opportunities for the low-income households was made available through the City's Single Family Residential Acquisition, Rehabilitated, and Resale (SFR-ARR) component of the Neighborhood Stabilization Program. For the 2018-23 Con Plan year to date, over 98 affordable single-family units were rehabilitated for qualified lower-income families.

The City of Moreno Valley's affordable housing portfolio includes 26 different multi-family rental activities expected to provide 1,182 low and moderate-income families with affordable housing during FY 2020-21. The City also amended its FY 2019-20 Annual Action Plan to add the Courtyards at Cottonwood Project. The proposed development consists of eighty (80) affordable multi-family rental units as further described in Section CR-45 below.

Actions taken to address obstacles to meeting underserved needs. 91.220(k); 91.320(j)

During the program year, the City of Moreno Valley is performing an assessment of fair housing to analyze the local fair housing needs and set fair housing priorities and goals.

Actions taken to reduce lead-based paint hazards. 91.220(k); 91.320(j)

Federal regulations prohibit the use of lead-based paint in residential structures rehabilitated with Federal funds. www.epa.gov/getleadsafe

The Residential Lead Based Paint Hazard Reduction Act of 1992 (Title X) emphasizes prevention of childhood lead poisoning through housing-based approaches. To reduce lead-based paint hazards, the City of Moreno Valley incorporated a general condition to HUD funded Rehabilitation Program agreements that states:

"Lead-Based Paint - The AGENCY agrees that any construction or rehabilitation of residential structures

with assistance provided under this Agreement shall be subject to HUD Lead-Based Paint Regulations at 24 CFR 570.608, and 24 CFR Part 35, Subpart B. Such regulations pertain to all CDBG assisted housing and require that all owners, prospective owners, and tenants of properties constructed prior to 1978 be properly notified that such properties may include lead-based paint. Such notification shall point out the hazards of lead-based paint and explain the symptoms, treatment and precautions that should be taken when dealing with lead-based paint poisoning and the advisability and availability of blood lead level screening for children under seven. The notice should also point out that if lead-based paint is found on the property, abatement measures may be undertaken. The regulations further require that, depending on the amount of Federal funds applied to a property, paint testing, risk assessment, treatment and/or abatement may be conducted.”

Additionally, all homeowners participating in the City of Moreno Valley HOME repair programs, through its current subrecipient -- Habitat for Humanity, receives a copy of the booklet, “Protect Your Family from Lead in Your Home” as part of the original application packet provided by the Subrecipient. Applicants complete and sign a form entitled “Disclosure of Information on Lead-Based Paint and/or Lead-Based Paint Hazards” to certify a copy of the booklet was received. It includes a section for the owner to state the year the unit was built (to be confirmed utilizing the Certificate of Title or Registration.) If the unit was constructed after January 1, 1978, it is considered “exempt”. Units built prior to January 1, 1978 require a lead inspection.

Furthermore, the City’s Housing Quality Standards and HOME Rehabilitation Standards for Lead Based Paint states that all houses constructed prior to 1978 sample four (4) floors, two (2) window sills and two (2) window troughs (all randomly selected) plus a blank sample must be submitted to an EPA accredited lead analytical laboratory and the dust samples must pass a dust wipe test for lead content as per the protocol in the HUD Guidelines. Lead safe work practices must be followed, and only certified abatement contractors may perform the work.

Actions taken to reduce the number of poverty-level families. 91.220(k); 91.320(j)

Over the course of FY 2020, the City can confirm utilizing the following programs to help reduce poverty among its population:

City Housing Programs: The City continued to work to implement strategies aimed at producing and preserving affordable housing. Moreno Valley continued to partner with Community Housing Development Organizations (CHDOs) to develop housing for very low-income persons.

Public Service Providers: The City continued to provide grant funding to upward of 11 public service providers to assist low-income individuals and households, special needs population, and the homeless population with critical services. These programs provided City residents opportunities to utilize programs at little or no cost, thereby reducing financial burden. City

Multi-Agency Coordination Efforts: The City continued to collaborate and develop relationships with

governmental and other social service agencies to assure the effective delivery of such services to low-income individuals and to reduce their financial burdens. By utilizing multiple programs and working with the County, private and non-profit agencies, the City endeavors to reduce the number of households with incomes below the poverty line. During FY 2020, the City collaborated with the County of Riverside COC and a dozen private and non-profit agencies.

City Consolidated Planning: The City continued to evaluate and monitor priority community development needs year-round, including those needs that may be currently underserved. The City also worked to identify, assess and overcome obstacles to meeting the underserved needs.

Economic Development and Job Creation/Retention: A critical component of the anti-poverty strategy is to increase the local employment base. In FY 2020, the City made a diligent attempt to create jobs while providing educational and training opportunities for the local workforce through business attraction/retention efforts in the retail, office, and industrial industries; working in coordination with the three local Chambers of Commerce, the Moreno Valley School District, and other business leaders; and through administration of workshops and trainings at the Moreno Valley Employment Resource Center.

In addition, using FY 2019-20 CDBG-CV funds, the City responded to the economic impact of the Coronavirus pandemic by completing the following programs.

- Provided small business grants to 45 businesses primarily located in low-to-moderate income census tracts in the City.
- Installed broadband Wi-Fi connectivity to in two low-to-moderate income census tracts providing nearly 8,000 residents with internet access for job-searches and education capabilities.
- Maintained hours of operation within Economic Resource and Development allowing over 800 low-to-moderate income persons search for employment.

County's Housing, Homelessness Prevention and Workforce Solution (HHPWS) is considered the umbrella anti-poverty agency for the region. The goal is self-sufficiency accomplished by moving poor families out of poverty. HHPWS interacts with residents on many levels, and assisting them through childcare, education, employment, training, health and human services, homelessness and housing with available mainstream programs such as Public Housing, County Emergency Shelter Grants (ESG), Family-Self Sufficiency Program (FSS); and CalWORKs.

Actions taken to develop institutional structure. 91.220(k); 91.320(j)

Throughout FY 2020, the City enjoyed a cooperative relationship with surrounding jurisdictions and agencies, as well as nonprofit organizations. Coordination with these agencies helped establish working relationships with other service providers, that better assisted the City's low to-moderate residents. Public Agencies - City staff worked this year to strengthen its dialogue with Riverside County agencies

such as the Departments of Mental Health and Public Social Services, specifically to address regional homeless issues, through the Continuum of Care. The meetings provided an opportunity for networking and coordinating resources toward a common goal. Public Housing Authority - The Riverside County Housing Authority continues to administer public housing and the Housing Choice Voucher Program (Section 8) for Moreno Valley residents. Issues relating to public housing are included in the Consolidated Plan for Riverside County. Over FY 2020, the City reviewed the County Annual Action Plan for consistency with Moreno Valley's Consolidated Plan. The review found that both the City and County have identified the same target groups (elderly and low income families at 30% and 50% of AMI) in which to focus their housing strategies. Inter-Departmental Committees - City staff, Police, and volunteers participate in a Public Safety Committee to discuss community crime in different areas of the City including Target Areas. Non-Profit Organizations - During FY 2020-21 the City actively continued hosting meetings with non-profit public service providers with the goal of better establishing stronger relationships and form collaborations with area non-profits in hopes to better address community needs, such as homelessness, special needs, fair housing and food distribution services. HOME funds were made available to non-profit agencies for purposes of rehabilitating or construction affordable housing. The City continues to work with Mary Erickson Community Housing, Habitat for Humanity, and other housing developers to accomplish its housing goals.

Actions taken to enhance coordination between public and private housing and social service agencies. 91.220(k); 91.320(j)

As described in the Institutional Structure section, the City coordinated effectively with its consolidated planning partners. In FY 2020-21, the City continued an internal Customer Care Initiative aimed at improving professional working relationships with all of its customers. Program staff participated in training which emphasized the importance of courteous and respectful treatment of residents, other professionals, and peers.

As a result of the statewide "sheltering in place" directives resulting from the Coronavirus pandemic, the City also enhanced coordination by means of utilizing the latest technology, including Zoom video conferencing, and social medias to improve the distribution of information and also to maintain constant contact with community planning partners. Most notably, the City's Economic Development Department staff took a strong lead in this area by promoting Moreno Valley as a "Best Place to do Business." Economic Development staff:

- Updated numerous Citywide marketing and demographic materials,
- Advertised Moreno Valley business opportunities encouraging consumers to "shop local"
- Promoted Hire MoVal which offers an award-winning set of incentives for businesses located in Moreno Valley that hire Moreno Valley residents
- Enhanced Economic Development's presence on website/social media, and
- Continued Small Business Workshops to foster and encourage the small businesses and entrepreneur's growth for capital infusion.

Identify actions taken to overcome the effects of any impediments identified in the jurisdictions analysis of impediments to fair housing choice. 91.520(a)

The City's has an Analysis of Impediments (AI) to Fair Housing Choice that was updated in January 2019 for the 5-year period of 2018 -2023. The AI provides a review of impediments or barriers that affect the rights of fair housing choice and contribute to barriers to affordable housing. The AI lists ten public and private sector impediments. As of the end of FY 2020, all of the public sector impediments had been addressed either through the Action Plan, City Council or Planning Commission Action. Of the public sector impediments, all were noted as "ongoing" through FY 2020-21, including the creation of a Hate Crime Victims Resource Director.

CR-40 - Monitoring 91.220 and 91.230

Describe the standards and procedures used to monitor activities carried out in furtherance of the plan and used to ensure long-term compliance with requirements of the programs involved, including minority business outreach and the comprehensive planning requirements

Monitoring serves as an effective tool that ensures expenditure of federal funds consistent with program/project goals. Moreno Valley developed a Monitoring Strategy for its CDBG, CDBG-CV, ESG, ESG-CV and HOME programs that includes (a) desk monitoring, with risk assessment, (b) on-site monitoring, (c) monitoring calendar/schedule and (d) administrative processes to be followed by staff during and after the on-site monitoring. The following is a general description of the City's monitoring procedures:

1. CDBG / CDBG-CV Subrecipients- When an organization becomes a CDBG/CDBG-CV subrecipient, it must sign a contract in which the various scopes of work, timelines, and documentation requirements are outlined. On a monthly basis, each must submit detailed information regarding the CDBG/CDBG-CV grant related expenditures, number, ethnicity, and income level of individuals benefiting from CDBG/CDBG-CV funds. Quarterly summary reports are required of some agencies in which further information is provided on activities accomplished. The City conducts on-site inspections as needed, preferably toward the end of the funding cycle.

2. Construction Projects- All construction projects comply with Federal Labor and Procurement Procedures as well as the various affirmative action, equal opportunity, and Section 3 requirements mandated by various federal and state laws. The City oversees and reviews contract preparation at each step from bid preparation, contract document preparation, pre-construction meetings, and ongoing project inspections. City protocol has been to complete an on-site final inspection; this requirement meets the 2013 HOME Rule requirement. All public notices that solicit bids for capital projects are submitted to minority newspapers such as El Chicano, the San Bernardino American and the Precinct Reporter in order to give minority-owned businesses the opportunity to bid on the CDBG capital projects.

3. Multi-Family Affordable Housing Programs (HOME) - Pre 2013 Rule, the City required property owners who received HOME funds to recertify their tenants' eligibility annually; this requirement will remain unchanged. Owners are required to report information and provide documentation related to the property, unit occupancy, tenant information and financial reporting. Forms and applicable documentation such as Federal income tax returns are to be completed by tenants of reserved (affordable) units and submitted with the report. If the unit was occupied by multiple tenants, then a copy of the application, rental agreement and the dates of residency must be provided. In addition, a

copy of Determining Affordable Rents is provided to the owner for the reserved units. A City building inspector is to conduct an on-site property inspection to determine if the property is in compliance with code requirements and in good condition. The frequency of the on-site inspections will be revised to match the changes to Section 92.504 as will the follow-up inspections, and the sample sizes of units inspected. The monitors conducted property inspection and tenant file audits of approximately 20% of the rent-restricted units at each development to ensure regulatory compliance. In total, 218 of the 1,116 rent-restricted units were inspected during audit and inspection. A summary of the recently completed monitoring result is reported in section CR-50.

During FY 2020, onsite monitoring was restricted due to the Covid-19 pandemic lock downs and “sheltering in place” directives to prevent the spread of the virus. As a result, the City increased its level of desk monitoring for its subrecipients during FY 2020. Regular onsite monitoring is expected to resume in FY 2021.

Citizen Participation Plan 91.105(d); 91.115(d)

Describe the efforts to provide citizens with reasonable notice and an opportunity to comment on performance reports.

As a prerequisite to submittal of the report to HUD, and in line with grant regulations and Moreno Valley's Citizen Participation Plan, the Consolidated Annual Performance and Evaluation Report (CAPER) is made available for public review and comment on the City's website from September 9, 2021 through September 24, 2021. A public notice was issued in the local edition of The Press Enterprise two weeks prior to the beginning of the review period. A copy of the public notice is provided as attachment. There were no public comments received.

CR-45 - CDBG 91.520(c)

Specify the nature of, and reasons for, any changes in the jurisdiction’s program objectives and indications of how the jurisdiction would change its programs as a result of its experiences.

CARES Act Amendment: The CARES Act Amendment to the Fiscal Year 2019/20 Annual Action Plan allocates the City’s Phase One allocation of ESG-CV and CDBG-CV funding to eligible projects approved by the City Council on June 17, 2020. The ESG-CV funds of \$512,374 were allocated to support additional homeless assistance and homelessness prevention. The CDBG-CV funds of \$1,197,491 were allocated to prevent, prepare for, and respond to the coronavirus. City staff selected the activities for the CARES Act funding based on the most immediate needs of Moreno Valley. On June 9, 2020, the City was awarded by HUD a 2nd round allocation of ESG-CV funds in the amount of \$1,743,153 to be used to prevent, prepare for, and respond to the coronavirus among individuals and families who are homeless or receiving homeless assistance and to support additional homeless assistance and homelessness prevention. This Update to the CARES Act Amendment to the 2019/20 Annual Action Plan programs the \$1,743,153 of 2nd round allocation ESG-CV funding along with \$149,707 of unprogrammed 1st round allocation ESG-CV funds to eligible projects approved by the City Council on September 1, 2020. Total ESG-CV funds of \$1,892,860 were programmed to support additional homeless assistance and homelessness prevention to mitigate the impacts of COVID-19. The approval of and funding for the CARES Act Amendment programs was completed by HUD in FY 2020-21. As such, the CARES Amendment activities and goals were mostly completed in FY 2020-21 CAPER with the exception of the ESG-CV homeless prevention (HP) programs.

These City’s ESG-CV HP programs were hampered initially by the Federal eviction moratorium that extended through July 31, 2021 and further prolonged by the overlapping California eviction moratorium currently extended through September 30, 2021. The eviction moratoriums prevented many HP program applicants from meeting the “At-Risk” of homeless criteria for ESG-CV as landlords have been prevented from issuing eviction notices. To exacerbate the situation, the two rounds of Emergency Rental Assistance (ERA1 and ERA2) funding to the City by the US Treasury Department in 2021 allowed for a much less restrictive criteria for qualification (i.e. no eviction notice requirement) for applicants and a more extensive package of financial assistance to households who were behind in their rent due to the pandemic. As such, many of those low-to-moderate households in the City who might typically apply for ESG-CV HP assistance instead applied for the local ERA programs for assistance.

Does this Jurisdiction have any open Brownfields Economic Development Initiative (BEDI) grants?

No

[BEDI grantees] Describe accomplishments and program outcomes during the last year.

CR-50 - HOME 91.520(d)

Include the results of on-site inspections of affordable rental housing assisted under the program to determine compliance with housing codes and other applicable regulations

Please list those projects that should have been inspected on-site this program year based upon the schedule in §92.504(d). Indicate which of these were inspected and a summary of issues that were detected during the inspection. For those that were not inspected, please indicate the reason and how you will remedy the situation.

The City, the Moreno Valley Housing Authority (Housing Authority), and the former Community Redevelopment Agency of the City of Moreno Valley (Agency) have previously funded the rehabilitation and new construction of approximately 1,182 rent-restricted affordable units within 26 developments located throughout the City. The affordability covenants that govern the restricted units require annual re-certifications and monitoring to ensure compliance with regulatory requirements, income limits, rent limits, and property standards during the applicable affordability period. A consulting firm was retained by the City to conduct Affordable Housing Program compliance monitoring services; as well as, to improve the efficacy of the existing Affordable Multi-Family Rental Program (“AMFRP”) and to ensure compliance with State, Federal and Local regulatory requirements.

Please see the attached supplemental pages related to the on-site compliance inspections of affordable rental housing assisted under the program and a list of projects that were inspected showing summary of issues detected.

Provide an assessment of the jurisdiction's affirmative marketing actions for HOME units. 92.351(b)

The City is committed to furthering equal opportunity housing for its residents. The City of Moreno Valley has had an Affirmative Marketing Plan in place since 1994 that aims to apply non-discriminatory and equal opportunity practices when marketing and selecting income-qualified occupants for housing within the city. The City has taken the following steps in pursuit of equal opportunity within its housing strategy: MV continued revising its Affirmative Marketing Plan to include changes required by the 2013 HOME FINAL RULE; For over a decade Moreno Valley has contracted with an independent fair housing service provider to administer the City's fair housing program; In January 2019, the City developed and formally adopted the latest Analysis of Impediments to Fair Housing and Fair Housing Action Plan for the 2018-2023 period. Staff continues to ensure all written agreements with developers and subgrantees include Affirmative Marketing requirements; The Affirmative Marketing Plan lists methods for informing the public, owners, and potential tenants of a housing opportunity that involved support from the City such as use of the City's public cable channel/public service announcement, publication of advertisements in the Parks and Recreation Guide, etc.; The City has been in the practice of imposing requirements on owners of HOME units such as attendance of property management staff to fair housing workshops, placement of ads in a paper of local circulation whose readers are known to be

minorities, use of equal opportunity logos on marketing materials, etc.; The City is committed to compliance monitoring to review the information compiled by the owners/managers, regarding the various marketing and outreach methods required under 24 CFR 92.351; The City's Fair Housing service provider the Fair Housing Council of Riverside County employs bilingual staff and maintains a website that offers information in several different languages; The City also employs multiple bilingual staff, including one fluent in Tagalog and one in American sign language that are able to assist residents with limited English.

Refer to IDIS reports to describe the amount and use of program income for projects, including the number of projects and owner and tenant characteristics

According to the PR-09 report for the HOME program, no HOME program income was received in the 2020-21 program year. HOME activities in the 2021-22 Action Plan will first be funded with this available program income funds before the entitlement funds are used. For FY 2020, \$338,528 of program income from prior years was expended on the HOME Cottonwood Apartment Project.

Describe other actions taken to foster and maintain affordable housing. 91.220(k) (STATES ONLY: Including the coordination of LIHTC with the development of affordable housing). 91.320(j)

In the implementation of the 2020-21 Action Plan, the City set aside \$103,859 in HOME funds to preserve and maintain affordable housing through Community Housing Development Organization (CHDO) activities. The City also commenced in FY 2020-21 construction of the Courtyard ad Cottonwood 80-unit affordable housing project utilizing both HOME and NSP funding from prior fiscal year awards. Construction is expected to be completed in mid-2022.

CR-58 – Section 3

Identify the number of individuals assisted and the types of assistance provided

Total Labor Hours	CDBG	HOME	ESG	HOPWA	HTF
--------------------------	-------------	-------------	------------	--------------	------------

Table 14 – Total Labor Hours

Qualitative Efforts - Number of Activities by Program	CDBG	HOME	ESG	HOPWA	HTF
--	-------------	-------------	------------	--------------	------------

Table 15 – Qualitative Efforts - Number of Activities by Program

Narrative

CR-60 - ESG 91.520(g) (ESG Recipients only)

ESG Supplement to the CAPER in *e-snaps*

For Paperwork Reduction Act

1. Recipient Information—All Recipients Complete

Basic Grant Information

Recipient Name MORENO VALLEY
Organizational DUNS Number 177134186
UEI
EIN/TIN Number 330076484
Identify the Field Office LOS ANGELES
Identify CoC(s) in which the recipient or subrecipient(s) will provide ESG assistance Riverside City & County CoC

ESG Contact Name

Prefix Mr
First Name Brian
Middle Name
Last Name Mohan
Suffix
Title Assistant City Manager

ESG Contact Address

Street Address 1 14177 Frederick Street
Street Address 2
City Moreno Valley

State CA
ZIP Code 92552-
Phone Number 9514133519
Extension
Fax Number
Email Address brianm@moval.org

ESG Secondary Contact

Prefix Mrs
First Name Dena
Last Name Heald
Suffix
Title Deputy Finance Director
Phone Number 9514133063
Extension
Email Address denah@moval.org

2. Reporting Period—All Recipients Complete

Program Year Start Date 07/01/2020
Program Year End Date 06/30/2021

3a. Subrecipient Form – Complete one form for each subrecipient

Subrecipient or Contractor Name: MORENO VALLEY

City: Moreno Valley

State: CA

Zip Code: 92553, 9014

DUNS Number: 177134186

UEI:

Is subrecipient a victim services provider: N

Subrecipient Organization Type: Unit of Government

ESG Subgrant or Contract Award Amount: 13366

Subrecipient or Contractor Name: LUTHERAN SOCIAL SERVICES OF SOUTHERN CALIFORNIA

City: MORENO VALLEY

State: CA

Zip Code: ,

DUNS Number:

UEI:

Is subrecipient a victim services provider: N

Subrecipient Organization Type: Other Non-Profit Organization

ESG Subgrant or Contract Award Amount: 25000

Subrecipient or Contractor Name: RIVERSIDE COUNTY OF DEPARTMENT OF PUBLIC SOCIAL SERVICES

City: Riverside

State: CA

Zip Code: 92503, 3420

DUNS Number: 152240540

UEI:

Is subrecipient a victim services provider: N

Subrecipient Organization Type: Unit of Government

ESG Subgrant or Contract Award Amount: 5000

Subrecipient or Contractor Name: CATHOLIC CHARITIES OF SAN BERNARDINO/RIVERSIDE COUNTIES

City: San Bernardino

State: CA

Zip Code: 92415, 0001

DUNS Number: 964980171

UEI:

Is subrecipient a victim services provider: N

Subrecipient Organization Type: Other Non-Profit Organization

ESG Subgrant or Contract Award Amount: 69848

Subrecipient or Contractor Name: United States Veteran Initiative

City: March Air Reserve Base

State: CA

Zip Code: 92518, 1870

DUNS Number: 867054967

UEI:

Is subrecipient a victim services provider: N

Subrecipient Organization Type: Other Non-Profit Organization

ESG Subgrant or Contract Award Amount: 129553

Subrecipient or Contractor Name: The Salvation Army

City: Moreno Valley

State: CA

Zip Code: ,

DUNS Number: 074629460

UEI:

Is subrecipient a victim services provider: N

Subrecipient Organization Type: Other Non-Profit Organization

ESG Subgrant or Contract Award Amount: 251000

Subrecipient or Contractor Name: United Way of the Inland Valley

City: Riverside

State: CA

Zip Code: 92507, 2309

DUNS Number: 165288853

UEI:

Is subrecipient a victim services provider: N

Subrecipient Organization Type: Other Non-Profit Organization

ESG Subgrant or Contract Award Amount: 1686045

CR-65 - Persons Assisted

4. Persons Served

4a. Complete for Homelessness Prevention Activities

Number of Persons in Households	Total
Adults	0
Children	0
Don't Know/Refused/Other	0
Missing Information	0
Total	0

Table 16 – Household Information for Homeless Prevention Activities

4b. Complete for Rapid Re-Housing Activities

Number of Persons in Households	Total
Adults	0
Children	0
Don't Know/Refused/Other	0
Missing Information	0
Total	0

Table 17 – Household Information for Rapid Re-Housing Activities

4c. Complete for Shelter

Number of Persons in Households	Total
Adults	0
Children	0
Don't Know/Refused/Other	0
Missing Information	0
Total	0

Table 18 – Shelter Information

4d. Street Outreach

Number of Persons in Households	Total
Adults	0
Children	0
Don't Know/Refused/Other	0
Missing Information	0
Total	0

Table 19 – Household Information for Street Outreach

4e. Totals for all Persons Served with ESG

Number of Persons in Households	Total
Adults	0
Children	0
Don't Know/Refused/Other	0
Missing Information	0
Total	0

Table 20 – Household Information for Persons Served with ESG

5. Gender—Complete for All Activities

	Total
Male	0
Female	0
Transgender	0
Don't Know/Refused/Other	0
Missing Information	0
Total	0

Table 21 – Gender Information

6. Age—Complete for All Activities

	Total
Under 18	0
18-24	0
25 and over	0
Don't Know/Refused/Other	0
Missing Information	0
Total	0

Table 22 – Age Information

7. Special Populations Served—Complete for All Activities

Number of Persons in Households

Subpopulation	Total	Total Persons Served – Prevention	Total Persons Served – RRH	Total Persons Served in Emergency Shelters
Veterans	0	0	0	0
Victims of Domestic Violence	0	0	0	0
Elderly	0	0	0	0
HIV/AIDS	0	0	0	0
Chronically Homeless	0	0	0	0
Persons with Disabilities:				
Severely Mentally Ill	0	0	0	0
Chronic Substance Abuse	0	0	0	0
Other Disability	0	0	0	0
Total (Unduplicated if possible)	0	0	0	0

Table 23 – Special Population Served

ESG, ESG-CV Reporting

The information for CR-65 is provided in SAGE reports that are included in the Attachments to this CAPER.

CR-70 – ESG 91.520(g) - Assistance Provided and Outcomes

10. Shelter Utilization

Number of New Units - Rehabbed	0
Number of New Units - Conversion	0
Total Number of bed-nights available	0
Total Number of bed-nights provided	0
Capacity Utilization	0.00%

Table 24 – Shelter Capacity

11. Project Outcomes Data measured under the performance standards developed in consultation with the CoC(s)

In consultation with the County of Riverside Continuum of Care, the City of Moreno Valley established a homeless partnership consisting of community and faith-based organizations, educational institutions, non-profit organizations, private industry, and federal, state, and local governments. The partnership committee seeks to establish a network of service delivery to aid the homeless and those at-risk for homelessness through coordination of services and resources, collaboration, communication, and planning. The partnership seeks to continually develop and implement performance standards to measure the effectiveness at targeting those who need the assistance most, reducing the number of people living on the streets or emergency shelters; shortening the time people spend homeless, and reducing each participant’s housing barriers or housing stability risks. To this end, the partnership has formed a strategy to end chronic homelessness. In addition to measuring performance related to sheltering of the homeless, the plan also measures prevention, community integration, outreach, and income and support services.

CR-75 – Expenditures

11. Expenditures

11a. ESG Expenditures for Homelessness Prevention

	Dollar Amount of Expenditures in Program Year		
	2018	2019	2020
Expenditures for Rental Assistance	0	0	0
Expenditures for Housing Relocation and Stabilization Services - Financial Assistance	0	52,079	0
Expenditures for Housing Relocation & Stabilization Services - Services	0	17,769	0
Expenditures for Homeless Prevention under Emergency Shelter Grants Program	0	0	0
Subtotal Homelessness Prevention	0	69,848	0

Table 25 – ESG Expenditures for Homelessness Prevention

11b. ESG Expenditures for Rapid Re-Housing

	Dollar Amount of Expenditures in Program Year		
	2018	2019	2020
Expenditures for Rental Assistance	0	0	0
Expenditures for Housing Relocation and Stabilization Services - Financial Assistance	0	0	0
Expenditures for Housing Relocation & Stabilization Services - Services	0	0	0
Expenditures for Homeless Assistance under Emergency Shelter Grants Program	0	0	0
Subtotal Rapid Re-Housing	0	0	0

Table 26 – ESG Expenditures for Rapid Re-Housing

11c. ESG Expenditures for Emergency Shelter

	Dollar Amount of Expenditures in Program Year		
	2018	2019	2020
Essential Services	0	0	0
Operations	0	0	0
Renovation	0	0	0

Major Rehab	0	0	0
Conversion	0	0	0
Subtotal	0	0	0

Table 27 – ESG Expenditures for Emergency Shelter

11d. Other Grant Expenditures

	Dollar Amount of Expenditures in Program Year		
	2018	2019	2020
Street Outreach	0	14,181	58,600
HMIS	0	0	5,000
Administration	0	0	13,720

Table 28 - Other Grant Expenditures

11e. Total ESG Grant Funds

Total ESG Funds Expended	2018	2019	2020
	0	84,029	77,320

Table 29 - Total ESG Funds Expended

11f. Match Source

	2018	2019	2020
Other Non-ESG HUD Funds	0	0	0
Other Federal Funds	0	0	0
State Government	0	0	0
Local Government	0	0	0
Private Funds	0	69,848	0

Other	0	14,181	77,320
Fees	0	0	0
Program Income	0	0	0
Total Match Amount	0	84,029	77,320

Table 30 - Other Funds Expended on Eligible ESG Activities

11g. Total

Total Amount of Funds Expended on ESG Activities	2018	2019	2020
	0	168,058	154,640

Table 31 - Total Amount of Funds Expended on ESG Activities

ATTACHMENTS

Attachment 1

HUD ESG CAPER FY 2020/2021, HUD ESG-CV CAPER Initial, Q1, Q2, Q3

HUD ESG CAPER FY2020

Grant: **ESG: Moreno Valley - CA - Report** Type: **CAPER**

Report Date Range

7/1/2020 to 6/30/2021

Q01a. Contact Information

First name	Rina
Middle name	
Last name	Galit
Suffix	
Title	
Street Address 1	14177 Frederick St
Street Address 2	
City	Moreno Valley
State	California
ZIP Code	92553
E-mail Address	rinag@moval.org
Phone Number	(619)944-0373
Extension	
Fax Number	

Q01b. Grant Information

As of 7/23/2021

Fiscal Year	Grant Number	Current Authorized Amount	Total Drawn	Balance	Obligation Date	Expenditure Deadline
2020	E20MC060567	\$182,943.00	\$29,427.95	\$153,515.05	8/12/2020	8/12/2022
2019	E19MC060567	\$178,214.00	\$62,827.80	\$115,386.20	7/31/2019	7/31/2021
2018	E18MC060567	\$174,726.00	\$125,793.56	\$48,932.44	9/12/2018	9/12/2020
2017	E17MC060567	\$174,002.00	\$174,002.00	\$0	10/19/2017	10/19/2019
2016	E16MC060567	\$181,852.00	\$167,938.35	\$13,913.65	9/14/2016	9/14/2018
2015	E15MC060567	\$173,123.80	\$173,123.80	\$0	9/29/2015	9/29/2017
2014	E14MC060567	\$155,589.00	\$130,759.27	\$24,829.73	11/4/2014	11/4/2016
2013	E13MC060567	\$135,581.00	\$135,581.00	\$0	11/13/2014	11/13/2016
2012						
2011						
Total		\$1,356,030.80	\$999,453.73	\$356,577.07		

ESG Information from IDIS

CAPER reporting includes funds used from fiscal year:

2019, 2020

Project types carried out during the program year

Enter the number of each type of projects funded through ESG during this program year.

Street Outreach	2
Emergency Shelter	0
Transitional Housing (grandfathered under ES)	0
Day Shelter (funded under ES)	0
Rapid Re-Housing	0
Homelessness Prevention	1

Q01c. Additional Information

HMIS

Comparable Database

Are 100% of the project(s) funded through ESG, which are allowed to use HMIS, entering data into HMIS?	Yes
Have all of the projects entered data into Sage via a CSV - CAPER Report upload?	Yes
Are 100% of the project(s) funded through ESG, which are allowed to use a comparable database, entering data into the comparable database?	Yes
Have all of the projects entered data into Sage via a CSV - CAPER Report upload?	Yes

Q04a: Project Identifiers in HMIS

Organization Name	Organization ID	Project Name	Project ID	HMIS Project Type	Method for Tracking ES	Affiliated with a residential project	Project IDs of all affiliations	CoC Number	Geocode	Victim Service Provider	HMIS Software Name	Report Start Date	Report End Date	CSV Exception?	Upload via email hyperlink?
The Salvation Army	57	CoMV Salvation Army ESG Street Outreach	251	4	0			CA-608	069065	0	Clarity HS	2020-07-01	2021-06-30	No	Yes
Catholic Charities	10	CoMV ESG Homelessness Prevention/Cath.Charities	12	12	0			CA-608	062367	0	Clarity HS	2020-07-01	2021-06-30	No	Yes

Q05a: Report Validations Table

Total Number of Persons Served	43
Number of Adults (Age 18 or Over)	24
Number of Children (Under Age 18)	19
Number of Persons with Unknown Age	0
Number of Leavers	36
Number of Adult Leavers	19
Number of Adult and Head of Household Leavers	19
Number of Stayers	7
Number of Adult Stayers	5
Number of Veterans	2
Number of Chronically Homeless Persons	0
Number of Youth Under Age 25	0
Number of Parenting Youth Under Age 25 with Children	0
Number of Adult Heads of Household	15
Number of Child and Unknown-Age Heads of Household	0
Heads of Households and Adult Stayers in the Project 365 Days or More	4

Q06a: Data Quality: Personally Identifying Information (PII)

Data Element	Client Doesn't Know/Refused	Information Missing	Data Issues	Total	% of Error Rate
Name	0	0	0	0	0.00 %
Social Security Number	1	1	2	4	9.30 %
Date of Birth	0	0	0	0	0.00 %
Race	0	5	0	5	11.63 %
Ethnicity	0	0	0	0	0.00 %
Gender	0	0	0	0	0.00 %
Overall Score				9	20.93 %

Q06b: Data Quality: Universal Data Elements

	Error Count	% of Error Rate
Veteran Status	1	4.17 %
Project Start Date	0	0.00 %
Relationship to Head of Household	0	0.00 %
Client Location	0	0.00 %
Disabling Condition	5	11.63 %

Q06c: Data Quality: Income and Housing Data Quality

	Error Count	% of Error Rate
Destination	0	0.00 %
Income and Sources at Start	3	20.00 %
Income and Sources at Annual Assessment	4	100.00 %
Income and Sources at Exit	1	5.26 %

Q06d: Data Quality: Chronic Homelessness

	Count of Total Records	Missing Time in Institution	Missing Time in Housing	Approximate Date Started DK/R/missing	Number of Times DK/R/missing	Number of Months DK/R/missing	% of Records Unable to Calculate
ES, SH, Street Outreach	6	0	0	3	3	3	50.00 %
TH	0	0	0	0	0	0	--
PH (All)	0	0	0	0	0	0	--
Total	6	0	0	0	0	0	50.00 %

Q06e: Data Quality: Timeframes

	Number of Project Start Records	Number of Project Exit Records
0 days	3	7
1-3 Days	7	0
4-6 Days	0	0
7-10 Days	6	0
11+ Days	20	29

Q06f: Data Quality: Inactive Records: Street Outreach & Emergency Shelter

	# of Records	# of Inactive Records	% of Inactive Records
Contact (Adults and Heads of Household in Street Outreach or ES - NBN)	5	5	100.00 %
Bed Night (All Clients in ES - NBN)	0	0	--

Q07a: Number of Persons Served

	Total	Without Children	With Children and Adults	With Only Children	Unknown Household Type
Adults	24	10	14	0	0
Children	19	0	19	0	0
Client Doesn't Know/ Client Refused	0	0	0	0	0
Data Not Collected	0	0	0	0	0
Total	43	10	33	0	0
For PSH & RRH – the total persons served who moved into housing	0	0	0	0	0

Q08a: Households Served

	Total	Without Children	With Children and Adults	With Only Children	Unknown Household Type
Total Households	15	6	9	0	0
For PSH & RRH – the total households served who moved into housing	0	0	0	0	0

Q08b: Point-in-Time Count of Households in the Last Wednesday

	Total	Without Children	With Children and Adults	With Only Children	Unknown Household Type
January	8	3	5	0	0
April	8	5	3	0	0
July	6	4	2	0	0
October	5	3	2	0	0

Q09a: Number of Persons Contacted

	All Persons Contacted	First contact – NCT staying on the Streets, ES, or SH	First contact – WAS staying on Streets, ES, or SH	First contact – Worker unable to determine
Once	4	0	0	4
2-5 Times	0	0	0	0
6-9 Times	0	0	0	0
10+ Times	0	0	0	0
Total Persons Contacted	4	0	0	4

Q09b: Number of Persons Engaged

	All Persons Contacted	First contact – NCT staying on the Streets, ES, or SH	First contact – WAS staying on Streets, ES, or SH	First contact – Worker unable to determine
Once	1	0	0	1
2-5 Contacts	0	0	0	0
6-9 Contacts	0	0	0	0
10+ Contacts	0	0	0	0
Total Persons Engaged	1	0	0	1
Rate of Engagement	0.25	0.00	0.00	0.25

Q10a: Gender of Adults

	Total	Without Children	With Children and Adults	Unknown Household Type
Male	11	6	5	0
Female	13	4	9	0
Trans Female (MTF or Male to Female)	0	0	0	0
Trans Male (FTM or Female to Male)	0	0	0	0
Gender Non-Conforming (i.e. not exclusively male or female)	0	0	0	0
Client Doesn't Know/Client Refused	0	0	0	0
Data Not Collected	0	0	0	0
Subtotal	24	10	14	0

Q10b: Gender of Children

	Total	With Children and Adults	With Only Children	Unknown Household Type
Male	10	10	0	0
Female	9	9	0	0
Trans Female (MTF or Male to Female)	0	0	0	0
Trans Male (FTM or Female to Male)	0	0	0	0
Gender Non-Conforming (i.e. not exclusively male or female)	0	0	0	0
Client Doesn't Know/Client Refused	0	0	0	0
Data Not Collected	0	0	0	0
Subtotal	19	19	0	0

Q10c: Gender of Persons Missing Age Information

	Total	Without Children	With Children and Adults	With Only Children	Unknown Household Type
Male	0	0	0	0	0
Female	0	0	0	0	0
Trans Female (MTF or Male to Female)	0	0	0	0	0
Trans Male (FTM or Female to Male)	0	0	0	0	0
Gender Non-Conforming (i.e. not exclusively male or female)	0	0	0	0	0
Client Doesn't Know/Client Refused	0	0	0	0	0
Data Not Collected	0	0	0	0	0
Subtotal	0	0	0	0	0

Q10d: Gender by Age Ranges

	Total	Under Age 18	Age 18-24	Age 25-64	Age 65 and over	Client Doesn't Know/ Client Refused	Data Not Collected
Male	21	10	2	8	1	0	0
Female	22	9	3	10	0	0	0
Trans Female (MTF or Male to Female)	0	0	0	0	0	0	0
Trans Male (FTM or Female to Male)	0	0	0	0	0	0	0
Gender Non-Conforming (i.e. not exclusively male or female)	0	0	0	0	0	0	0
Client Doesn't Know/Client Refused	0	0	0	0	0	0	0
Data Not Collected	0	0	0	0	0	0	0
Subtotal	43	19	5	18	1	0	0

Q11: Age

	Total	Without Children	With Children and Adults	With Only Children	Unknown Household Type
Under 5	4	0	4	0	0
5 - 12	9	0	9	0	0
13 - 17	6	0	6	0	0
18 - 24	5	2	3	0	0
25 - 34	4	0	4	0	0
35 - 44	5	0	5	0	0
45 - 54	7	5	2	0	0
55 - 61	2	2	0	0	0
62+	1	1	0	0	0
Client Doesn't Know/Client Refused	0	0	0	0	0
Data Not Collected	0	0	0	0	0
Total	43	10	33	0	0

Q12a: Race

	Total	Without Children	With Children and Adults	With Only Children	Unknown Household Type
White	22	7	15	0	0
Black or African American	15	2	13	0	0
Asian	0	0	0	0	0
American Indian or Alaska Native	1	1	0	0	0
Native Hawaiian or Other Pacific Islander	0	0	0	0	0
Multiple Races	0	0	0	0	0
Client Doesn't Know/Client Refused	0	0	0	0	0
Data Not Collected	5	0	5	0	0
Total	43	10	33	0	0

Q12b: Ethnicity

	Total	Without Children	With Children and Adults	With Only Children	Unknown Household Type
Non-Hispanic/Non-Latino	19	7	12	0	0
Hispanic/Latino	24	3	21	0	0
Client Doesn't Know/Client Refused	0	0	0	0	0
Data Not Collected	0	0	0	0	0
Total	43	10	33	0	0

Q13a]: Physical and Mental Health Conditions at Start

	Total Persons	Without Children	Adults in HH with Children & Adults	Children in HH with Children & Adults	With Children and Adults	With Only Children	Unknown Household Type
Mental Health Problem	1	1	0	0	--	0	0
Alcohol Abuse	--	--	--	--	--	--	--
Drug Abuse	--	--	--	--	--	--	--
Both Alcohol and Drug Abuse	--	--	--	--	--	--	--
Chronic Health Condition	1	1	0	0	--	0	0
HIV/AIDS	--	--	--	--	--	--	--
Developmental Disability	--	--	--	--	--	--	--
Physical Disability	1	0	1	0	--	0	0

ⓘ The "With Children and Adults" column is retired as of 10/1/2019 and replaced with the columns "Adults in HH with Children & Adults" and "Children in HH with Children & Adults".

Q13b]: Physical and Mental Health Conditions at Exit

	Total Persons	Without Children	Adults in HH with Children & Adults	Children in HH with Children & Adults	With Children and Adults	With Only Children	Unknown Household Type
Mental Health Problem	--	--	--	--	--	--	--
Alcohol Abuse	--	--	--	--	--	--	--
Drug Abuse	--	--	--	--	--	--	--
Both Alcohol and Drug Abuse	--	--	--	--	--	--	--
Chronic Health Condition	--	--	--	--	--	--	--
HIV/AIDS	--	--	--	--	--	--	--
Developmental Disability	--	--	--	--	--	--	--
Physical Disability	1	0	1	0	--	0	0

ⓘ The "With Children and Adults" column is retired as of 10/1/2019 and replaced with the columns "Adults in HH with Children & Adults" and "Children in HH with Children & Adults".

Q13c]: Physical and Mental Health Conditions for Stayers

	Total Persons	Without Children	Adults in HH with Children & Adults	Children in HH with Children & Adults	With Children and Adults	With Only Children	Unknown Household Type
Mental Health Problem	--	--	--	--	--	--	--
Alcohol Abuse	--	--	--	--	--	--	--
Drug Abuse	--	--	--	--	--	--	--
Both Alcohol and Drug Abuse	--	--	--	--	--	--	--
Chronic Health Condition	--	--	--	--	--	--	--
HIV/AIDS	--	--	--	--	--	--	--
Developmental Disability	--	--	--	--	--	--	--
Physical Disability	--	--	--	--	--	--	--

ⓘ The "With Children and Adults" column is retired as of 10/1/2019 and replaced with the columns "Adults in HH with Children & Adults" and "Children in HH with Children & Adults".

Q14a: Domestic Violence History

	Total	Without Children	With Children and Adults	With Only Children	Unknown Household Type
Yes	0	0	0	0	0
No	21	8	13	0	0
Client Doesn't Know/Client Refused	0	0	0	0	0
Data Not Collected	3	2	1	0	0
Total	24	10	14	0	0

Q14b: Persons Fleeing Domestic Violence

	Total	Without Children	With Children and Adults	With Only Children	Unknown Household Type
Yes	0	0	0	0	0
No	0	0	0	0	0
Client Doesn't Know/Client Refused	0	0	0	0	0
Data Not Collected	0	0	0	0	0
Total	0	0	0	0	0

Q15: Living Situation

	Total	Without Children	With Children and Adults	With Only Children	Unknown Household Type
Homeless Situations	0	0	0	0	0
Emergency shelter, including hotel or motel paid for with emergency shelter voucher	0	0	0	0	0
Transitional housing for homeless persons (including homeless youth)	0	0	0	0	0
Place not meant for habitation	0	0	0	0	0
Safe Haven	1	1	0	0	0
Host Home (non-crisis)	0	0	0	0	0
Interim Housing [Ⓒ]	0	0	0	0	0
Subtotal	1	1	0	0	0
Institutional Settings	0	0	0	0	0
Psychiatric hospital or other psychiatric facility	0	0	0	0	0
Substance abuse treatment facility or detox center	0	0	0	0	0
Hospital or other residential non-psychiatric medical facility	0	0	0	0	0
Jail, prison or juvenile detention facility	0	0	0	0	0
Foster care home or foster care group home	0	0	0	0	0
Long-term care facility or nursing home	0	0	0	0	0
Residential project or halfway house with no homeless criteria	2	2	0	0	0
Subtotal	2	2	0	0	0
Other Locations	0	0	0	0	0
Permanent housing (other than RRH) for formerly homeless persons	0	0	0	0	0
Owned by client, no ongoing housing subsidy	0	0	0	0	0
Owned by client, with ongoing housing subsidy	1	0	1	0	0
Rental by client, with RRH or equivalent subsidy	0	0	0	0	0
Rental by client, with HCV voucher (tenant or project based)	0	0	0	0	0
Rental by client in a public housing unit	0	0	0	0	0
Rental by client, no ongoing housing subsidy	14	5	9	0	0
Rental by client, with VASH subsidy	0	0	0	0	0
Rental by client with GPD TIP subsidy	0	0	0	0	0
Rental by client, with other housing subsidy	3	0	3	0	0
Hotel or motel paid for without emergency shelter voucher	0	0	0	0	0
Staying or living in a friend's room, apartment or house	0	0	0	0	0
Staying or living in a family member's room, apartment or house	0	0	0	0	0
Client Doesn't Know/Client Refused	0	0	0	0	0
Data Not Collected	3	2	1	0	0
Subtotal	21	7	14	0	0
Total	24	10	14	0	0

[Ⓒ] Interim housing is retired as of 10/1/2019.

Q16: Cash Income Ranges

	Income at Start	Income at Latest Annual Assessment for Stayers	Income at Exit for Leavers
No income	13	0	10
\$1 - \$150	1	0	0
\$151 - \$250	0	0	0
\$251 - \$500	1	0	0
\$501 - \$1000	3	0	3
\$1,001 - \$1,500	2	0	4
\$1,501 - \$2,000	1	0	1
\$2,001+	0	0	0
Client Doesn't Know/Client Refused	0	0	0
Data Not Collected	3	0	1
Number of Adult Stayers Not Yet Required to Have an Annual Assessment	0	1	0
Number of Adult Stayers Without Required Annual Assessment	0	4	0
Total Adults	24	5	19

Q17: Cash Income - Sources

	Income at Start	Income at Latest Annual Assessment for Stayers	Income at Exit for Leavers
Earned Income	0	0	1
Unemployment Insurance	5	0	6
SSI	0	0	0
SSDI	0	0	0
VA Service-Connected Disability Compensation	1	0	0
VA Non-Service Connected Disability Pension	0	0	0
Private Disability Insurance	0	0	0
Worker's Compensation	1	0	1
TANF or Equivalent	0	0	0
General Assistance	0	0	0
Retirement (Social Security)	0	0	0
Pension from Former Job	0	0	0
Child Support	2	0	2
Alimony (Spousal Support)	0	0	0
Other Source	1	0	0
Adults with Income Information at Start and Annual Assessment/Exit	0	0	18

Q19b: Disabling Conditions and Income for Adults at Exit

	AO: Adult with Disabling Condition ¹	AO: Adult without Disabling Condition	AO: Total Adults	AO: % with Disabling Condition by Source	AC: Adult with Disabling Condition	AC: Adult without Disabling Condition	AC: Total Adults	AC: % with Disabling Condition by Source	UK: Adult with Disabling Condition	UK: Adult without Disabling Condition	UK: Total Adults	UK: % with Disabling Condition by Source
Earned Income	0	1	1	0.00 %	0	0	0	--	0	0	0	--
Supplemental Security Income (SSI)	0	0	0	--	0	0	0	--	0	0	0	--
Social Security Disability Insurance (SSDI)	0	0	0	--	0	0	0	--	0	0	0	--
VA Service-Connected Disability Compensation	0	0	0	--	0	0	0	--	0	0	0	--
Private Disability Insurance	0	0	0	--	0	0	0	--	0	0	0	--
Worker's Compensation	0	0	0	--	0	1	1	0.00 %	0	0	0	--
Temporary Assistance for Needy Families (TANF)	0	0	0	--	0	0	0	--	0	0	0	--
Retirement Income from Social Security	0	0	0	--	0	0	0	--	0	0	0	--
Pension or retirement income from a former job	0	0	0	--	0	0	0	--	0	0	0	--
Child Support	0	0	0	--	0	2	2	0.00 %	0	0	0	--
Other source	0	1	1	0.00 %	0	5	5	0.00 %	0	0	0	--
No Sources	0	3	3	0.00 %	0	7	7	0.00 %	0	0	0	--
Unduplicated Total Adults	0	5	5		0	13	13		0	0	0	

Q20a: Type of Non-Cash Benefit Sources

	Benefit at Start	Benefit at Latest Annual Assessment for Stayers	Benefit at Exit for Leavers
Supplemental Nutritional Assistance Program	2	0	1
WIC	0	0	0
TANF Child Care Services	0	0	0
TANF Transportation Services	0	0	0
Other TANF-Funded Services	0	0	0
Other Source	0	0	0

Q21: Health Insurance

	At Start	At Annual Assessment for Stayers	At Exit for Leavers
Medicaid	16	0	16
Medicare	0	0	0
State Children's Health Insurance Program	5	0	7
VA Medical Services	0	0	0
Employer Provided Health Insurance	1	0	0
Health Insurance Through COBRA	0	0	0
Private Pay Health Insurance	3	0	4
State Health Insurance for Adults	5	0	3
Indian Health Services Program	0	0	0
Other	0	0	0
No Health Insurance	8	0	6
Client Doesn't Know/Client Refused	0	0	0
Data Not Collected	5	6	0
Number of Stayers Not Yet Required to Have an Annual Assessment	0	1	0
1 Source of Health Insurance	30	0	30
More than 1 Source of Health Insurance	0	0	0

Q22a: Length of Participation – ESG Projects

	Total	Leavers	Stayers
0 to 7 days	0	0	0
8 to 14 days	0	0	0
15 to 21 days	0	0	0
22 to 30 days	0	0	0
31 to 60 days	10	10	0
61 to 90 days	18	18	0
91 to 180 days	7	7	0
181 to 365 days	2	1	1
366 to 730 days (1-2 Yrs)	6	0	6
731 to 1,095 days (2-3 Yrs)	0	0	0
1,096 to 1,460 days (3-4 Yrs)	0	0	0
1,461 to 1,825 days (4-5 Yrs)	0	0	0
More than 1,825 days (> 5 Yrs)	0	0	0
Data Not Collected	0	0	0
Total	43	36	7

Q22c: Length of Time between Project Start Date and Housing Move-in Date

	Total	Without Childier	With Childen and Adults	With Only Childier	Unknown Household Type
7 days or less	0	0	0	0	0
8 to 14 days	0	0	0	0	0
15 to 21 days	0	0	0	0	0
22 to 30 days	0	0	0	0	0
31 to 60 days	0	0	0	0	0
61 to 180 days	0	0	0	0	0
181 to 365 days	0	0	0	0	0
366 to 730 days (1-2 Yrs)	0	0	0	0	0
Total (persons moved into housing)	0	0	0	0	0
Average length of time to housing	--	--	--	--	--
Persons who were exited without move-in	0	0	0	0	0
Total persons	0	0	0	0	0

Q22d: Length of Participation by Household Type

	Total	Without Childier	With Childen and Adults	With Only Childier	Unknown Household Type
7 days or less	0	0	0	0	0
8 to 14 days	0	0	0	0	0
15 to 21 days	0	0	0	0	0
22 to 30 days	0	0	0	0	0
31 to 60 days	10	0	10	0	0
61 to 90 days	18	2	16	0	0
91 to 180 days	7	3	4	0	0
181 to 365 days	2	2	0	0	0
366 to 730 days (1-2 Yrs)	6	3	3	0	0
731 to 1,095 days (2-3 Yrs)	0	0	0	0	0
1,096 to 1,460 days (3-4 Yrs)	0	0	0	0	0
1,461 to 1,825 days (4-5 Yrs)	0	0	0	0	0
More than 1,825 days (> 5 Yrs)	0	0	0	0	0
Data Not Collected	0	0	0	0	0
Total	43	10	33	0	0

Q22e: Length of Time Prior to Housing - based on 3,917 Date Homelessness Started

	Total	Without Childier	With Childen and Adults	With Only Childier	Unknown Household Type
7 days or less	0	0	0	0	0
8 to 14 days	0	0	0	0	0
15 to 21 days	0	0	0	0	0
22 to 30 days	0	0	0	0	0
31 to 60 days	0	0	0	0	0
61 to 180 days	0	0	0	0	0
181 to 365 days	0	0	0	0	0
366 to 730 days (1-2 Yrs)	0	0	0	0	0
731 days or more	0	0	0	0	0
Total (persons moved into housing)	0	0	0	0	0
Not yet moved into housing	0	0	0	0	0
Data not collected	0	0	0	0	0
Total persons	0	0	0	0	0

Q23: Exit Destination - All persons

	Total	Without Childer:	With Childen and Adults	With Only Childer:	Unknown Household Type
Permanant Destinations	0	0	0	0	0
Moved from one HOPWA funded project to HOPWA PH	0	0	0	0	0
Owned by client, no ongoing housing subsidy	0	0	0	0	0
Owned by client, with ongoing housing subsidy	0	0	0	0	0
Rental by client, no ongoing housing subsidy	23	5	18	0	0
Rental by client, with VASH housing subsidy	0	0	0	0	0
Rental by client, with GPD TIP housing subsidy	0	0	0	0	0
Rental by client, with other ongoing housing subsidy	12	0	12	0	0
Permanent housing (other than RRH) for formerly homeless persons	0	0	0	0	0
Staying or living with family, permanent tenure	0	0	0	0	0
Staying or living with friends, permanent tenure	0	0	0	0	0
Rental by client, with RRH or equivalent subsidy	0	0	0	0	0
Rental by client, with HCV voucher (tenant or project based)	0	0	0	0	0
Rental by client in a public housing unit	0	0	0	0	0
Subtotal	35	5	30	0	0
Temporay Destinations	0	0	0	0	0
Emergency shelter, including hotel or motel paid for with emergency shelter voucher	0	0	0	0	0
Moved from one HOPWA funded project to HOPWA TH	0	0	0	0	0
Transitional housing for homeless persons (including homeless youth)	0	0	0	0	0
Staying or living with family, temporary tenure (e.g. room, apartment or house)	0	0	0	0	0
Staying or living with friends, temporary tenure (e.g. room, apartment or house)	0	0	0	0	0
Place not meant for habitation (e.g., a vehicle, an abandoned building, bus/train/subway station/airport or anywhere outside)	0	0	0	0	0
Safe Haven	0	0	0	0	0
Hotel or motel paid for without emergency shelter voucher	0	0	0	0	0
Host Home (non-crisis)	0	0	0	0	0
Subtotal	0	0	0	0	0
Institutional Settings	0	0	0	0	0
Foster care home or group foster care home	0	0	0	0	0
Psychiatric hospital or other psychiatric facility	0	0	0	0	0
Substance abuse treatment facility or detox center	0	0	0	0	0
Hospital or other residential non-psychiatric medical facility	0	0	0	0	0
Jail, prison, or juvenile detention facility	0	0	0	0	0
Long-term care facility or nursing home	0	0	0	0	0
Subtotal	0	0	0	0	0
Other Destinations	0	0	0	0	0
Residential project or halfway house with no homeless criteria	1	1	0	0	0
Deceased	0	0	0	0	0
Other	0	0	0	0	0
Client Doesn't Know/Client Refused	0	0	0	0	0
Data Not Collected (no exit interview completed)	0	0	0	0	0
Subtotal	1	1	0	0	0
Total	36	6	30	0	0
Total persons exiting to positive housing destinations	0	0	0	0	0
Total persons whose destinations excluded them from the calculation	1	1	0	0	0
Percentage	0.00 %	0.00 %	0.00 %	--	--

Q24: Homelessness Prevention Housing Assessment at Exit

	Total	Without Childer	With Childen and Adults	With Only Childer	Unknown Household Type
Able to maintain the housing they had at project start--Without a subsidy	35	5	30	0	0
Able to maintain the housing they had at project start--With the subsidy they had at project start	0	0	0	0	0
Able to maintain the housing they had at project start--With an on-going subsidy acquired since project start	0	0	0	0	0
Able to maintain the housing they had at project start--Only with financial assistance other than a subsidy	0	0	0	0	0
Moved to new housing unit--With on-going subsidy	0	0	0	0	0
Moved to new housing unit--Without an on-going subsidy	0	0	0	0	0
Moved in with family/friends on a temporary basis	0	0	0	0	0
Moved in with family/friends on a permanent basis	0	0	0	0	0
Moved to a transitional or temporary housing facility or program	0	0	0	0	0
Client became homeless - moving to a shelter or other place unfit for human habitation	0	0	0	0	0
Client went to jail/prison	0	0	0	0	0
Client died	0	0	0	0	0
Client doesn't know/Client refused	0	0	0	0	0
Data not collected (no exit interview completed)	0	0	0	0	0
Total	35	5	30	0	0

Q25a: Number of Veterans

	Total	Without Childer	With Childen and Adults	Unknown Household Type
Chronically Homeless Veteran	0	0	0	0
Non-Chronically Homeless Veteran	2	2	0	0
Not a Veteran	21	7	14	0
Client Doesn't Know/Client Refused	0	0	0	0
Data Not Collected	1	1	0	0
Total	24	10	14	0

Q26b: Number of Chronically Homeless Persons by Household

	Total	Without Children	With Children and Adults	With Only Children	Unknown Household Type
Chronically Homeless	0	0	0	0	0
Not Chronically Homeless	38	8	30	0	0
Client Doesn't Know/Client Refused	0	0	0	0	0
Data Not Collected	5	2	3	0	0
Total	43	10	33	0	0

ESG-CV Report Aggregator

This report uses data from the ESG-CV reports submitted to HUD. You must have already submitted your report to HUD for the data to be generated. Note: Sage processes the data overnight so you must wait until the following day to view a report with data submitted today. If you have access to multiple ESG-CV recipients, please note that aggregating the full report over many recipients may take several minutes.

To generate a report

1. Select the recipient or multiple recipients (hold CTRL key to select more than one)
2. Select one reporting period
3. Select whether you want to generate the data from the quarterly report or from the cumulative report which was submitted on the reporting period selected
4. Select the component type. You may select all, only one, or hold CTRL key down and select more than one
5. Select the section of the CSV upload you want to report. You may select all, only one, or hold CTRL key down and select more than one

Report criteria

Recipient - ESG Grant
(1 selected)

Search this list:

Selected: ESG: Moreno Valley - CA

TIP: Hold down the CTRL key on the keyboard and click with the mouse in order to select more than one Recipient - ESG Grant.

Use data from this period

Initial period ▾

Quarterly or cumulative

Quarterly ▾

ESG-CV Component Type

TIP: Hold down the CTRL key on the keyboard and click with the mouse in order to select more than one choice.

(all)
Emergency Shelter (CV)
Temporary Emergency Shelter
Street Outreach
PH - Rapid Re-Housing
Homelessness Prevention

Report Date Range

1/21/2020 to 9/30/2020 Using Quarterly Bundle Uploads

Grant List

Jurisdiction	Component Type	Count of Relevant Projects
ESG: Moreno Valley - CA	Homelessness Prevention	3
ESG: Moreno Valley - CA	PH - Rapid Re-Housing	1

Q05a: Report Validations Table

Total Number of Persons Served	18
Number of Adults (Age 18 or Over)	10
Number of Children (Under Age 18)	8
Number of Persons with Unknown Age	0
Number of Leavers	0
Number of Adult Leavers	0
Number of Adult and Head of Household Leavers	0
Number of Stayers	18
Number of Adult Stayers	10
Number of Veterans	0
Number of Chronically Homeless Persons	0
Number of Youth Under Age 25	0
Number of Parenting Youth Under Age 25 with Children	0
Number of Adult Heads of Household	6
Number of Child and Unknown-Age Heads of Household	0
Heads of Households and Adult Stayers in the Project 365 Days or More	0

Q06a: Data Quality: Personally Identifying Information (PII)

	Client Doesn't Know/Refusec	Information Missing	Data Issues	Total	% of Error Rate
Name	0	0	0	0	0.00 %
Social Security Number	4	2	0	6	33.33 %
Date of Birth	0	0	0	0	0.00 %
Race	0	10	0	10	55.56 %
Ethnicity	0	0	0	0	0.00 %
Gender	0	0	0	0	0.00 %
Overall Score				13	72.22 %

Q06b: Data Quality: Universal Data Elements

	Error Count	% of Error Rate
Veteran Status	7	70.00 %
Project Start Date	0	0.00 %
Relationship to Head of Household	0	0.00 %
Client Location	0	0.00 %
Disabling Condition	1	5.56 %

Q06c: Data Quality: Income and Housing Data Quality

	Error Count	% of Error Rate
Destination	0	--
Income and Sources at Start	4	66.67 %
Income and Sources at Annual Assessment	0	--
Income and Sources at Exit	0	--

Q06d: Data Quality: Chronic Homelessness

	Count of Total Records	Missing Time in Institution	Missing Time in Housing	Approximate Date Started DK/R/missing	Number of Times DK/R/missing	Number of Months DK/R/missing	% of Records Unable to Calculate
ES, SH, Street Outreach	0			0	0	0	--
TH	0	0	0	0	0	0	--
PH (All)	0	0	0	0	0	0	--
Total	0						--

Q06e: Data Quality: Timeliness

	Number of Project Start Records	Number of Project Exit Records
0 days	8	0
1-3 Days	0	0
4-6 Days	0	0
7-10 Days	0	0
11+ Days	10	0

Q06f: Data Quality: Inactive Records: Street Outreach & Emergency Shelter

	# of Records	# of Inactive Records	% of Inactive Records
Contact (Adults and Heads of Household in Street Outreach or ES - NBN)	0	0	--
Bed Night (All Clients in ES - NBN)	0	0	--

Q07a: Number of Persons Served

	Total	Without Children	With Children and Adults	With Only Children	Unknown Household Type
Adults	10	5	5	0	0
Children	8		8	0	0
Client Doesn't Know/ Client Refused	0	0	0	0	0
Data Not Collected	0	0	0	0	0
Total	18	5	13	0	0
For PSH & RRH – the total persons served who moved into housing	0	0	0	0	0

Q08a: Households Served

	Total	Without Children	With Children and Adults	With Only Children	Unknown Household Type
Total Households	6	2	4	0	0
For PSH & RRH – the total households served who moved into housing	0	0	0	0	0

Q08b: Point-in-Time Count of Households on the Last Wednesday

	Total	Without Children	With Children and Adults	With Only Children	Unknown Household Type
January	0	0	0	0	0
April	0	0	0	0	0
July	1	1	0	0	0
October	6	2	4	0	0

Q09a: Number of Persons Contacted

	All Persons Contacted	First contact – NCT staying on the Streets, ES, or SH	First contact – WAS staying on Streets, ES, or SH	First contact – Worker unable to determine
Once	0	0	0	0
2-5 Times	0	0	0	0
6-9 Times	0	0	0	0
10+ Times	0	0	0	0
Total Persons Contacted	0	0	0	0

Q09b: Number of Persons Engaged

	All Persons Contacted	First contact – NCT staying on the Streets, ES, or SH	First contact – WAS staying on Streets, ES, or SH	First contact – Worker unable to determine
Once	0	0	0	0
2-5 Contacts	0	0	0	0
6-9 Contacts	0	0	0	0
10+ Contacts	0	0	0	0
Total Persons Engaged	0	0	0	0
Rate of Engagement	0	0	0	0

Q10a: Gender of Adults

	Total	Without Children	With Children and Adults	Unknown Household Type
Male	3	2	1	0
Female	7	3	4	0
Trans Female (MTF or Male to Female)	0	0	0	0
Trans Male (FTM or Female to Male)	0	0	0	0
Gender Non-Conforming (i.e. not exclusively male or female)	0	0	0	0
Client Doesn't Know/Client Refused	0	0	0	0
Data Not Collected	0	0	0	0
Subtotal	10	5	5	0

Q10b: Gender of Childre

	Total	With Childre and Adults	With Only Childre	Unknown Household Type
Male	3	3	0	0
Female	5	5	0	0
Trans Female (MTF or Male to Female)	0	0	0	0
Trans Male (FTM or Female to Male)	0	0	0	0
Gender Non-Conforming (i.e. not exclusively male or female)	0	0	0	0
Client Doesn't Know/Client Refused	0	0	0	0
Data Not Collected	0	0	0	0
Subtotal	8	8	0	0

Q10c: Gender of Persons Missing Age Informati

	Total	Without Childre	With Childre and Adults	With Only Childre	Unknown Household Type
Male	0	0	0	0	0
Female	0	0	0	0	0
Trans Female (MTF or Male to Female)	0	0	0	0	0
Trans Male (FTM or Female to Male)	0	0	0	0	0
Gender Non-Conforming (i.e. not exclusively male or female)	0	0	0	0	0
Client Doesn't Know/Client Refused	0	0	0	0	0
Data Not Collected	0	0	0	0	0
Subtotal	0	0	0	0	0

Q10d: Gender by Age Ranges

	Total	Under Age 18	Age 18-24	Age 25-61	Age 62 and over	Client Doesn't Know/ Client Refusec	Data Not Collected
Male	6	3	0	2	1	0	0
Female	12	5	1	6	0	0	0
Trans Female (MTF or Male to Female)	0	0	0	0	0	0	0
Trans Male (FTM or Female to Male)	0	0	0	0	0	0	0
Gender Non-Conforming (i.e. not exclusively male or female)	0	0	0	0	0	0	0
Client Doesn't Know/Client Refused	0	0	0	0	0	0	0
Data Not Collected	0	0	0	0	0	0	0
Subtotal	18	8	1	8	1	0	0

Q11: Age

	Total	Without Childre	With Childre and Adults	With Only Childre	Unknown Household Type
Under 5	2	2	0	0	0
5 - 12	5	5	0	0	0
13 - 17	1	1	0	0	0
18 - 24	1	1	0	0	0
25 - 34	4	0	4	0	0
35 - 44	2	1	1	0	0
45 - 54	1	1	0	0	0
55 - 61	1	1	0	0	0
62+	1	1	0	0	0
Client Doesn't Know/Client Refused	0	0	0	0	0
Data Not Collected	0	0	0	0	0
Total	18	5	13	0	0

Q12a: Race

	Total	Without Childre	With Childre and Adults	With Only Childre	Unknown Household Type
White	0	0	0	0	0
Black or African American	8	3	5	0	0
Asian	0	0	0	0	0
American Indian or Alaska Native	0	0	0	0	0
Native Hawaiian or Other Pacific Islander	0	0	0	0	0
Multiple Races	0	0	0	0	0
Client Doesn't Know/Client Refused	0	0	0	0	0
Data Not Collected	10	2	8	0	0
Total	18	5	13	0	0

Q12b: Ethnicity

	Total	Without Childre	With Childre and Adults	With Only Childre	Unknown Household Type
Non-Hispanic/Non-Latino	8	3	5	0	0
Hispanic/Latino	10	2	8	0	0
Client Doesn't Know/Client Refused	0	0	0	0	0
Data Not Collected	0	0	0	0	0
Total	18	5	13	0	0

Q13a1: Physical and Mental Health Conditions at Entry

	Total Persons	Without Childre	Adults in HH with Childre & Adults	Children in HH with Childre & Adults	With Childre and Adults (C)	With Only Childre	Unknown Household Type
Mental Health Problem	2	1	1	0	0	0	0
Alcohol Abuse	0	0	0	0	0	0	0
Drug Abuse	0	0	0	0	0	0	0
Both Alcohol and Drug Abuse	0	0	0	0	0	0	0
Chronic Health Condition	0	0	0	0	0	0	0
HIV/AIDS	0	0	0	0	0	0	0
Developmental Disability	0	0	0	0	0	0	0
Physical Disability	0	0	0	0	0	0	0

Ⓞ The "With Children and Adults" column is retired as of 10/1/2019 and replaced with the columns "Adults in HH with Children & Adults" and "Children in HH with Children & Adults".

Q13b1: Physical and Mental Health Conditions at Exit

	Total Persons	Without Children	Adults in HH with Children & Adults	Children in HH with Children & Adults	With Children and Adults	With Only Children	Unknown Household Type
Mental Health Problem	0	0	0	0	0	0	0
Alcohol Abuse	0	0	0	0	0	0	0
Drug Abuse	0	0	0	0	0	0	0
Both Alcohol and Drug Abuse	0	0	0	0	0	0	0
Chronic Health Condition	0	0	0	0	0	0	0
HIV/AIDS	0	0	0	0	0	0	0
Developmental Disability	0	0	0	0	0	0	0
Physical Disability	0	0	0	0	0	0	0

The "With Children and Adults" column is retired as of 10/1/2019 and replaced with the columns "Adults in HH with Children & Adults" and "Children in HH with Children & Adults".

Q13c1: Physical and Mental Health Conditions for Stagers

	Total Persons	Without Children	Adults in HH with Children & Adults	Children in HH with Children & Adults	With Children and Adults	With Only Children	Unknown Household Type
Mental Health Problem	2	1	1	0	0	0	0
Alcohol Abuse	0	0	0	0	0	0	0
Drug Abuse	0	0	0	0	0	0	0
Both Alcohol and Drug Abuse	0	0	0	0	0	0	0
Chronic Health Condition	0	0	0	0	0	0	0
HIV/AIDS	0	0	0	0	0	0	0
Developmental Disability	0	0	0	0	0	0	0
Physical Disability	0	0	0	0	0	0	0

The "With Children and Adults" column is retired as of 10/1/2019 and replaced with the columns "Adults in HH with Children & Adults" and "Children in HH with Children & Adults".

Q14a: Domestic Violence History

	Total	Without Children	With Children and Adults	With Only Children	Unknown Household Type
Yes	2	0	2	0	0
No	6	3	3	0	0
Client Doesn't Know/Client Refused	0	0	0	0	0
Data Not Collected	2	2	0	0	0
Total	10	5	5	0	0

Q14b: Persons Fleeing Domestic Violence

	Total	Without Children	With Children and Adults	With Only Children	Unknown Household Type
Yes	0	0	0	0	0
No	2	0	2	0	0
Client Doesn't Know/Client Refused	0	0	0	0	0
Data Not Collected	0	0	0	0	0
Total	2	0	2	0	0

Q15: Living Situation

	Total	Without Children	With Children and Adults	With Only Children	Unknown Household Type
Emergency shelter, including hotel or motel paid for with emergency shelter voucher	0	0	0	0	0
Transitional housing for homeless persons (including homeless youth)	0	0	0	0	0
Place not meant for habitation	0	0	0	0	0
Safe Haven	0	0	0	0	0
Host Home (non-crisis)	0	0	0	0	0
Interim Housing	-	-	-	-	-
Subtotal	0	0	0	0	0
Psychiatric hospital or other psychiatric facility	0	0	0	0	0
Substance abuse treatment facility or detox center	0	0	0	0	0
Hospital or other residential non-psychiatric medical facility	0	0	0	0	0
Jail, prison or juvenile detention facility	0	0	0	0	0
Foster care home or foster care group home	0	0	0	0	0
Long-term care facility or nursing home	0	0	0	0	0
Residential project or halfway house with no homeless criteria	0	0	0	0	0
Subtotal	0	0	0	0	0
Permanent housing (other than RRH) for formerly homeless persons	0	0	0	0	0
Owned by client, no ongoing housing subsidy	0	0	0	0	0
Owned by client, with ongoing housing subsidy	0	0	0	0	0
Rental by client, with RRH or equivalent subsidy	0	0	0	0	0
Rental by client, with HCV voucher (tenant or project based)	0	0	0	0	0
Rental by client in a public housing unit	0	0	0	0	0
Rental by client, no ongoing housing subsidy	8	4	4	0	0
Rental by client, with VASH subsidy	0	0	0	0	0
Rental by client with GPD TIP subsidy	0	0	0	0	0
Rental by client, with other housing subsidy	0	0	0	0	0
Hotel or motel paid for without emergency shelter voucher	0	0	0	0	0
Staying or living in a friend's room, apartment or house	1	0	1	0	0
Staying or living in a family member's room, apartment or house	1	1	0	0	0
Client Doesn't Know/Client Refused	0	0	0	0	0
Data Not Collected	0	0	0	0	0
Subtotal	10	5	5	0	0
Total	10	5	5	0	0

Interim housing is retired as of 10/1/2019.

Q16: Cash Income - Ranges

	Income at Start	Income at Latest Annual Assessment for Stayers	Income at Exit for Leavers
No income	1	0	0
\$1 - \$150	0	0	0
\$151 - \$250	0	0	0
\$251 - \$500	0	0	0
\$501 - \$1000	3	0	0
\$1,001 - \$1,500	2	0	0
\$1,501 - \$2,000	0	0	0
\$2,001+	1	0	0
Client Doesn't Know/Client Refused	0	0	0
Data Not Collected	3	0	0
Number of Adult Stayers Not Yet Required to Have an Annual Assessment		10	
Number of Adult Stayers Without Required Annual Assessment		0	
Total Adults	10	10	0

Q17: Cash Income - Sources

	Income at Start	Income at Latest Annual Assessment for Stayers	Income at Exit for Leavers
Earned Income	4	0	0
Unemployment Insurance	1	0	0
SSI	1	0	0
SSDI	1	0	0
VA Service-Connected Disability Compensation	0	0	0
VA Non-Service Connected Disability Pension	0	0	0
Private Disability Insurance	0	0	0
Worker's Compensation	0	0	0
TANF or Equivalent	0	0	0
General Assistance	0	0	0
Retirement (Social Security)	0	0	0
Pension from Former Job	0	0	0
Child Support	0	0	0
Alimony (Spousal Support)	0	0	0
Other Source	0	0	0
Adults with Income Information at Start and Annual Assessment/Exit		0	0

Q19: Disabling Conditions and Income for Adults at Exit

	AO: Adult with Disabling Condition	AO: Adult without Disabling Condition	AO: Total Adults	AO: % with Disabling Condition by Source	AC: Adult with Disabling Condition	AC: Adult without Disabling Condition	AC: Total Adults	AC: % with Disabling Condition by Source	UK: Adult with Disabling Condition	UK: Adult without Disabling Condition	UK: Total Adults	UK: % with Disabling Condition by Source
Earned Income	0	0	0	--	0	0	0	--	0	0	0	--
Supplemental Security Income (SSI)	0	0	0	--	0	0	0	--	0	0	0	--
Social Security Disability Insurance (SSDI)	0	0	0	--	0	0	0	--	0	0	0	--
VA Service-Connected Disability Compensation	0	0	0	--	0	0	0	--	0	0	0	--
Private Disability Insurance	0	0	0	--	0	0	0	--	0	0	0	--
Worker's Compensation	0	0	0	--	0	0	0	--	0	0	0	--
Temporary Assistance for Needy Families (TANF)	0	0	0	--	0	0	0	--	0	0	0	--
Retirement Income from Social Security	0	0	0	--	0	0	0	--	0	0	0	--
Pension or retirement income from a former job	0	0	0	--	0	0	0	--	0	0	0	--
Child Support	0	0	0	--	0	0	0	--	0	0	0	--
Other source	0	0	0	--	0	0	0	--	0	0	0	--
No Sources	0	0	0	--	0	0	0	--	0	0	0	--
Unduplicated Total Adults	0	0	0		0	0	0		0	0	0	

Q20: Type of Non-Cash Benefit Sources

	Benefit at Start	Benefit at Latest Annual Assessment for Stayers	Benefit at Exit for Leavers
Supplemental Nutritional Assistance Program	4	0	0
WIC	0	0	0
TANF Child Care Services	0	0	0
TANF Transportation Services	0	0	0
Other TANF-Funded Services	0	0	0
Other Source	1	0	0

Q21: Health Insurance

	At Start	At Annual Assessment for Stayers	At Exit for Leavers
Medicaid	1	0	0
Medicare	0	0	0
State Children's Health Insurance Program	2	0	0
VA Medical Services	0	0	0
Employer Provided Health Insurance	0	0	0
Health Insurance Through COBRA	0	0	0
Private Pay Health Insurance	0	0	0
State Health Insurance for Adults	6	0	0
Indian Health Services Program	0	0	0
Other	0	0	0
No Health Insurance	0	0	0
Client Doesn't Know/Client Refused	0	0	0
Data Not Collected	9	0	0
Number of Stayers Not Yet Required to Have an Annual Assessment		18	
1 Source of Health Insurance	9	0	0
More than 1 Source of Health Insurance	0	0	0

Q22a2: Length of Participation – ESG Projects

	Total	Leavers	Stayers
0 to 7 days	8	0	8
8 to 14 days	0	0	0
15 to 21 days	2	0	2
22 to 30 days	2	0	2
31 to 60 days	3	0	3
61 to 90 days	3	0	3
91 to 180 days	0	0	0
181 to 365 days	0	0	0
366 to 730 days (1-2 Yrs)	0	0	0
731 to 1,095 days (2-3 Yrs)	0	0	0
1,096 to 1,460 days (3-4 Yrs)	0	0	0
1,461 to 1,825 days (4-5 Yrs)	0	0	0
More than 1,825 days (> 5 Yrs)	0	0	0
Data Not Collected	0	0	0
Total	18	0	18

Q22c: Length of Time between Project Start Date and Housing Move In Date (post 10/1/2010)

	Total	Without Children	With Children and Adults	With Only Children	Unknown Household Type
7 days or less	0	0	0	0	0
8 to 14 days	0	0	0	0	0
15 to 21 days	0	0	0	0	0
22 to 30 days	0	0	0	0	0
31 to 60 days	0	0	0	0	0
61 to 180 days	0	0	0	0	0
181 to 365 days	0	0	0	0	0
366 to 730 days (1-2 Yrs)	0	0	0	0	0
Total (persons moved into housing)	0	0	0	0	0
Average length of time to housing	--	--	--	--	--
Persons who were exited without move-in	0	0	0	0	0
Total persons	0	0	0	0	0

Q22d: Length of Participation by Household Type

	Total	Without Children	With Children and Adults	With Only Children	Unknown Household Type
7 days or less	8	0	8	0	0
8 to 14 days	0	0	0	0	0
15 to 21 days	2	0	2	0	0
22 to 30 days	2	2	0	0	0
31 to 60 days	3	0	3	0	0
61 to 90 days	3	3	0	0	0
91 to 180 days	0	0	0	0	0
181 to 365 days	0	0	0	0	0
366 to 730 days (1-2 Yrs)	0	0	0	0	0
731 to 1,095 days (2-3 Yrs)	0	0	0	0	0
1,096 to 1,460 days (3-4 Yrs)	0	0	0	0	0
1,461 to 1,825 days (4-5 Yrs)	0	0	0	0	0
More than 1,825 days (> 5 Yrs)	0	0	0	0	0
Data Not Collected	0	0	0	0	0
Total	18	5	13	0	0

Q22: Length of Time Prior to Housing - based on 1/1/17 Date Homelessness Started

	Total	Without Children	With Children and Adults	With Only Children	Unknown Household Type
7 days or less	0	0	0	0	0
8 to 14 days	0	0	0	0	0
15 to 21 days	0	0	0	0	0
22 to 30 days	0	0	0	0	0
31 to 60 days	0	0	0	0	0
61 to 180 days	0	0	0	0	0
181 to 365 days	0	0	0	0	0
366 to 730 days (1-2 Yrs)	0	0	0	0	0
731 days or more	0	0	0	0	0
Total (persons moved into housing)	0	0	0	0	0
Not yet moved into housing	0	0	0	0	0
Data not collected	18	5	13	0	0
Total persons	18	5	13	0	0

Q23: Exit Destination - All persons

	Total	Without Children	With Children and Adults	With Only Children	Unknown Household Type
Moved from one HOPWA funded project to HOPWA PH	0	0	0	0	0
Owned by client, no ongoing housing subsidy	0	0	0	0	0
Owned by client, with ongoing housing subsidy	0	0	0	0	0
Rental by client, no ongoing housing subsidy	0	0	0	0	0
Rental by client, with VASH housing subsidy	0	0	0	0	0
Rental by client, with GPD TIP housing subsidy	0	0	0	0	0
Rental by client, with other ongoing housing subsidy	0	0	0	0	0
Permanent housing (other than RRH) for formerly homeless persons	0	0	0	0	0
Staying or living with family, permanent tenure	0	0	0	0	0
Staying or living with friends, permanent tenure	0	0	0	0	0
Rental by client, with RRH or equivalent subsidy	0	0	0	0	0
Rental by client, with HCV voucher (tenant or project based)	0	0	0	0	0
Rental by client in a public housing unit	0	0	0	0	0
Subtotal	0	0	0	0	0
Emergency shelter, including hotel or motel paid for with emergency shelter voucher	0	0	0	0	0
Moved from one HOPWA funded project to HOPWA TH	0	0	0	0	0
Transitional housing for homeless persons (including homeless youth)	0	0	0	0	0
Staying or living with family, temporary tenure (e.g. room, apartment or house)	0	0	0	0	0
Staying or living with friends, temporary tenure (e.g. room, apartment or house)	0	0	0	0	0
Place not meant for habitation (e.g., a vehicle, an abandoned building, bus/train/subway station/airport or anywhere outside)	0	0	0	0	0
Safe Haven	0	0	0	0	0
Hotel or motel paid for without emergency shelter voucher	0	0	0	0	0
Host Home (non-crisis)	0	0	0	0	0
Subtotal	0	0	0	0	0
Foster care home or group foster care home	0	0	0	0	0
Psychiatric hospital or other psychiatric facility	0	0	0	0	0
Substance abuse treatment facility or detox center	0	0	0	0	0
Hospital or other residential non-psychiatric medical facility	0	0	0	0	0
Jail, prison, or juvenile detention facility	0	0	0	0	0
Long-term care facility or nursing home	0	0	0	0	0
Subtotal	0	0	0	0	0
Residential project or halfway house with no homeless criteria	0	0	0	0	0
Deceased	0	0	0	0	0
Other	0	0	0	0	0
Client Doesn't Know/Client Refused	0	0	0	0	0
Data Not Collected (no exit interview completed)	0	0	0	0	0
Subtotal	0	0	0	0	0
Total	0	0	0	0	0
Total persons exiting to positive housing destinations	0	0	0	0	0
Total persons whose destinations excluded them from the calculation	0	0	0	0	0
Percentage	-	-	-	-	-

Q24: Homelessness Prevention Housing Assessment at Exit

	Total	Without Children	With Children and Adults	With Only Children	Unknown Household Type
Able to maintain the housing they had at project start--Without a subsidy	0	0	0	0	0
Able to maintain the housing they had at project start--With the subsidy they had at project start	0	0	0	0	0
Able to maintain the housing they had at project start--With an on-going subsidy acquired since project start	0	0	0	0	0
Able to maintain the housing they had at project start--Only with financial assistance other than a subsidy	0	0	0	0	0
Moved to new housing unit--With on-going subsidy	0	0	0	0	0
Moved to new housing unit--Without an on-going subsidy	0	0	0	0	0
Moved in with family/friends on a temporary basis	0	0	0	0	0
Moved in with family/friends on a permanent basis	0	0	0	0	0
Moved to a transitional or temporary housing facility or program	0	0	0	0	0
Client became homeless - moving to a shelter or other place unfit for human habitation	0	0	0	0	0
Client went to jail/prison	0	0	0	0	0
Client died	0	0	0	0	0
Client doesn't know/Client refused	0	0	0	0	0
Data not collected (no exit interview completed)	0	0	0	0	0
Total	0	0	0	0	0

Q25a: Number of Veterans

	Total	Without Children	With Children and Adults	Unknown Household Type
Chronically Homeless Veteran	0	0	0	0
Non-Chronically Homeless Veteran	0	0	0	0
Not a Veteran	3	3	0	0
Client Doesn't Know/Client Refused	0	0	0	0
Data Not Collected	7	2	5	0
Total	10	5	5	0

Q26b: Number of Chronically Homeless Persons by Household

	Total	Without Children	With Children and Adults	With Only Children	Unknown Household Type
Chronically Homeless	0	0	0	0	0
Not Chronically Homeless	17	4	13	0	0
Client Doesn't Know/Client Refused	0	0	0	0	0
Data Not Collected	1	1	0	0	0
Total	18	5	13	0	0

ESG-CV Report Aggregator

This report uses data from the ESG-CV reports submitted to HUD. You must have already submitted your report to HUD for the data to be generated. Note: Sage processes the data overnight so you must wait until the following day to view a report with data submitted today. If you have access to multiple ESG-CV recipients, please note that aggregating the full report over many recipients may take several minutes.

To generate a report

1. Select the recipient or multiple recipients (hold CTRL key to select more than one)
2. Select one reporting period
3. Select whether you want to generate the data from the quarterly report or from the cumulative report which was submitted on the reporting period selected
4. Select the component type. You may select all, only one, or hold CTRL key down and select more than one
5. Select the section of the CSV upload you want to report. You may select all, only one, or hold CTRL key down and select more than one

Report criteria

Recipient - ESG Grant
(1 selected)

Search this list:

Selected: ESG: Moreno Valley - CA

TIP: Hold down the CTRL key on the keyboard and click with the mouse in order to select more than one Recipient - ESG Grant.

Use data from this period

Quarterly or cumulative

ESG-CV Component Type

TIP: Hold down the CTRL key on the keyboard and click with the mouse in order to select more than one choice.

- (all)
- Emergency Shelter (CV)
- Temporary Emergency Shelter
- Street Outreach
- PH - Rapid Re-Housing
- Homelessness Prevention

Report Date Range

10/1/2020 to 12/31/2020 Using Quarterly Bundle Uploads

Grant List

Jurisdiction	Component Type	Count of Relevant Projects
ESG: Moreno Valley - CA	Homelessness Prevention	3
ESG: Moreno Valley - CA	PH - Rapid Re-Housing	1

Q05a: Report Validations Table

Total Number of Persons Served	130
Number of Adults (Age 18 or Over)	72
Number of Children (Under Age 18)	58
Number of Persons with Unknown Age	0
Number of Leavers	0
Number of Adult Leavers	0
Number of Adult and Head of Household Leavers	0
Number of Stayers	130
Number of Adult Stayers	72
Number of Veterans	1
Number of Chronically Homeless Persons	0
Number of Youth Under Age 25	0
Number of Parenting Youth Under Age 25 with Children	0
Number of Adult Heads of Household	44
Number of Child and Unknown-Age Heads of Household	0
Heads of Households and Adult Stayers in the Project 365 Days or More	0

Q06a: Data Quality: Personally Identifying Information (PII)

	Client Doesn't Know/Refusec	Information Missing	Data Issues	Total	% of Error Rate
Name	0	0	0	0	0.00 %
Social Security Number	47	5	0	52	40.00 %
Date of Birth	0	0	4	4	3.08 %
Race	0	54	0	54	41.54 %
Ethnicity	0	3	0	3	2.31 %
Gender	0	0	0	0	0.00 %
Overall Score				77	59.23 %

Q06b: Data Quality: Universal Data Elements

	Error Count	% of Error Rate
Veteran Status	51	70.83 %
Project Start Date	0	0.00 %
Relationship to Head of Household	0	0.00 %
Client Location	2	4.55 %
Disabling Condition	20	15.38 %

Q06c: Data Quality: Income and Housing Data Quality

	Error Count	% of Error Rate
Destination	0	--
Income and Sources at Start	57	129.55 %
Income and Sources at Annual Assessment	0	--
Income and Sources at Exit	0	--

Q06d: Data Quality: Chronic Homelessness

	Count of Total Records	Missing Time in Institution	Missing Time in Housing	Approximate Date Started DK/R/missing	Number of Times DK/R/missing	Number of Months DK/R/missing	% of Records Unable to Calculate
ES, SH, Street Outreach	0			0	0	0	--
TH	0	0	0	0	0	0	--
PH (All)	0	0	0	0	0	0	--
Total	0						--

Q06e: Data Quality: Timeliness

	Number of Project Start Records	Number of Project Exit Records
0 days	104	0
1-3 Days	0	0
4-6 Days	0	0
7-10 Days	0	0
11+ Days	8	0

Q06f: Data Quality: Inactive Records: Street Outreach & Emergency Shelter

	# of Records	# of Inactive Records	% of Inactive Records
Contact (Adults and Heads of Household in Street Outreach or ES - NBN)	0	0	--
Bed Night (All Clients in ES - NBN)	0	0	--

Q07a: Number of Persons Served

	Total	Without Children	With Children and Adults	With Only Children	Unknown Household Type
Adults	72	32	40		0
Children	58		58	0	0
Client Doesn't Know/ Client Refused	0	0	0	0	0
Data Not Collected	0	0	0	0	0
Total	130	32	98	0	0
For PSH & RRH – the total persons served who moved into housing	0	0	0	0	0

Q08a: Households Served

	Total	Without Children	With Children and Adults	With Only Children	Unknown Household Type
Total Households	44	18	26	0	0
For PSH & RRH – the total households served who moved into housing	0	0	0	0	0

Q08b: Point-in-Time Count of Households on the Last Wednesday

	Total	Without Children	With Children and Adults	With Only Children	Unknown Household Type
January	0	0	0	0	0
April	0	0	0	0	0
July	1	1	0	0	0
October	28	10	18	0	0

Q09a: Number of Persons Contacted

	All Persons Contacted	First contact – NCT staying on the Streets, ES, or SH	First contact – WAS staying on Streets, ES, or SH	First contact – Worker unable to determine
Once	0	0	0	0
2-5 Times	0	0	0	0
6-9 Times	0	0	0	0
10+ Times	0	0	0	0
Total Persons Contacted	0	0	0	0

Q09b: Number of Persons Engaged

	All Persons Contacted	First contact – NCT staying on the Streets, ES, or SH	First contact – WAS staying on Streets, ES, or SH	First contact – Worker unable to determine
Once	0	0	0	0
2-5 Contacts	0	0	0	0
6-9 Contacts	0	0	0	0
10+ Contacts	0	0	0	0
Total Persons Engaged	0	0	0	0
Rate of Engagement	0	0	0	0

Q10a: Gender of Adults

	Total	Without Children	With Children and Adults	Unknown Household Type
Male	24	14	10	0
Female	48	18	30	0
Trans Female (MTF or Male to Female)	0	0	0	0
Trans Male (FTM or Female to Male)	0	0	0	0
Gender Non-Conforming (i.e. not exclusively male or female)	0	0	0	0
Client Doesn't Know/Client Refused	0	0	0	0
Data Not Collected	0	0	0	0
Subtotal	72	32	40	0

Q10b: Gender of Childre

	Total	With Childre and Adults	With Only Childre	Unknown Household Type
Male	23	23	0	0
Female	35	35	0	0
Trans Female (MTF or Male to Female)	0	0	0	0
Trans Male (FTM or Female to Male)	0	0	0	0
Gender Non-Conforming (i.e. not exclusively male or female)	0	0	0	0
Client Doesn't Know/Client Refused	0	0	0	0
Data Not Collected	0	0	0	0
Subtotal	58	58	0	0

Q10c: Gender of Persons Missing Age Informati

	Total	Without Childre	With Childre and Adults	With Only Childre	Unknown Household Type
Male	0	0	0	0	0
Female	0	0	0	0	0
Trans Female (MTF or Male to Female)	0	0	0	0	0
Trans Male (FTM or Female to Male)	0	0	0	0	0
Gender Non-Conforming (i.e. not exclusively male or female)	0	0	0	0	0
Client Doesn't Know/Client Refused	0	0	0	0	0
Data Not Collected	0	0	0	0	0
Subtotal	0	0	0	0	0

Q10d: Gender by Age Ranges

	Total	Under Age 18	Age 18-24	Age 25-61	Age 62 and over	Client Doesn't Know/ Client Refusec	Data Not Collected
Male	47	23	6	17	1	0	0
Female	83	35	5	40	3	0	0
Trans Female (MTF or Male to Female)	0	0	0	0	0	0	0
Trans Male (FTM or Female to Male)	0	0	0	0	0	0	0
Gender Non-Conforming (i.e. not exclusively male or female)	0	0	0	0	0	0	0
Client Doesn't Know/Client Refused	0	0	0	0	0	0	0
Data Not Collected	0	0	0	0	0	0	0
Subtotal	130	58	11	57	4	0	0

Q11: Age

	Total	Without Childre	With Childre and Adults	With Only Childre	Unknown Household Type
Under 5	11		11	0	0
5 - 12	34		34	0	0
13 - 17	13		13	0	0
18 - 24	11	6	5	0	0
25 - 34	20	5	15	0	0
35 - 44	13	3	10	0	0
45 - 54	16	7	9	0	0
55 - 61	8	7	1	0	0
62+	4	4	0	0	0
Client Doesn't Know/Client Refused	0	0	0	0	0
Data Not Collected	0	0	0	0	0
Total	130	32	98	0	0

Q12a: Race

	Total	Without Childre	With Childre and Adults	With Only Childre	Unknown Household Type
White	15	4	11	0	0
Black or African American	61	21	40	0	0
Asian	0	0	0	0	0
American Indian or Alaska Native	0	0	0	0	0
Native Hawaiian or Other Pacific Islander	0	0	0	0	0
Multiple Races	0	0	0	0	0
Client Doesn't Know/Client Refused	0	0	0	0	0
Data Not Collected	54	7	47	0	0
Total	130	32	98	0	0

Q12b: Ethnicity

	Total	Without Childre	With Childre and Adults	With Only Childre	Unknown Household Type
Non-Hispanic/Non-Latino	69	25	44	0	0
Hispanic/Latino	58	7	51	0	0
Client Doesn't Know/Client Refused	0	0	0	0	0
Data Not Collected	3	0	3	0	0
Total	130	32	98	0	0

Q13a1: Physical and Mental Health Conditions at Entry

	Total Persons	Without Childre	Adults in HH with Childre & Adults	Children in HH with Childre & Adults	With Childre and Adults (C)	With Only Childre	Unknown Household Type
Mental Health Problem	4	3	1	0	0	0	0
Alcohol Abuse	0	0	0	0	0	0	0
Drug Abuse	0	0	0	0	0	0	0
Both Alcohol and Drug Abuse	0	0	0	0	0	0	0
Chronic Health Condition	11	8	3	0	0	0	0
HIV/AIDS	0	0	0	0	0	0	0
Developmental Disability	0	0	0	0	0	0	0
Physical Disability	7	7	0	0	0	0	0

Ⓒ The "With Children and Adults" column is retired as of 10/1/2019 and replaced with the columns "Adults in HH with Children & Adults" and "Children in HH with Children & Adults".

Q13b1: Physical and Mental Health Conditions at Exit

	Total Persons	Without Children	Adults in HH with Children & Adults	Children in HH with Children & Adults	With Children and Adults	With Only Children	Unknown Household Type
Mental Health Problem	0	0	0	0	0	0	0
Alcohol Abuse	0	0	0	0	0	0	0
Drug Abuse	0	0	0	0	0	0	0
Both Alcohol and Drug Abuse	0	0	0	0	0	0	0
Chronic Health Condition	0	0	0	0	0	0	0
HIV/AIDS	0	0	0	0	0	0	0
Developmental Disability	0	0	0	0	0	0	0
Physical Disability	0	0	0	0	0	0	0

The "With Children and Adults" column is retired as of 10/1/2019 and replaced with the columns "Adults in HH with Children & Adults" and "Children in HH with Children & Adults".

Q13c1: Physical and Mental Health Conditions for Stagers

	Total Persons	Without Children	Adults in HH with Children & Adults	Children in HH with Children & Adults	With Children and Adults	With Only Children	Unknown Household Type
Mental Health Problem	3	2	1	0	0	0	0
Alcohol Abuse	0	0	0	0	0	0	0
Drug Abuse	0	0	0	0	0	0	0
Both Alcohol and Drug Abuse	0	0	0	0	0	0	0
Chronic Health Condition	2	1	1	0	0	0	0
HIV/AIDS	0	0	0	0	0	0	0
Developmental Disability	0	0	0	0	0	0	0
Physical Disability	3	3	0	0	0	0	0

The "With Children and Adults" column is retired as of 10/1/2019 and replaced with the columns "Adults in HH with Children & Adults" and "Children in HH with Children & Adults".

Q14a: Domestic Violence History

	Total	Without Children	With Children and Adults	With Only Children	Unknown Household Type
Yes	9	2	7	0	0
No	55	26	29	0	0
Client Doesn't Know/Client Refused	0	0	0	0	0
Data Not Collected	8	4	4	0	0
Total	72	32	40	0	0

Q14b: Persons Fleeing Domestic Violence

	Total	Without Children	With Children and Adults	With Only Children	Unknown Household Type
Yes	0	0	0	0	0
No	7	1	6	0	0
Client Doesn't Know/Client Refused	0	0	0	0	0
Data Not Collected	2	1	1	0	0
Total	9	2	7	0	0

Q15: Living Situation

	Total	Without Children	With Children and Adults	With Only Children	Unknown Household Type
Emergency shelter, including hotel or motel paid for with emergency shelter voucher	0	0	0	0	0
Transitional housing for homeless persons (including homeless youth)	0	0	0	0	0
Place not meant for habitation	1	1	0	0	0
Safe Haven	0	0	0	0	0
Host Home (non-crisis)	3	1	2	0	0
Interim Housing	-	-	-	-	-
Subtotal	4	2	2	0	0
Psychiatric hospital or other psychiatric facility	0	0	0	0	0
Substance abuse treatment facility or detox center	0	0	0	0	0
Hospital or other residential non-psychiatric medical facility	0	0	0	0	0
Jail, prison or juvenile detention facility	0	0	0	0	0
Foster care home or foster care group home	0	0	0	0	0
Long-term care facility or nursing home	0	0	0	0	0
Residential project or halfway house with no homeless criteria	0	0	0	0	0
Subtotal	0	0	0	0	0
Permanent housing (other than RRH) for formerly homeless persons	0	0	0	0	0
Owned by client, no ongoing housing subsidy	0	0	0	0	0
Owned by client, with ongoing housing subsidy	1	1	0	0	0
Rental by client, with RRH or equivalent subsidy	0	0	0	0	0
Rental by client, with HCV voucher (tenant or project based)	0	0	0	0	0
Rental by client in a public housing unit	0	0	0	0	0
Rental by client, no ongoing housing subsidy	58	24	34	0	0
Rental by client, with VASH subsidy	0	0	0	0	0
Rental by client with GPD TIP subsidy	0	0	0	0	0
Rental by client, with other housing subsidy	0	0	0	0	0
Hotel or motel paid for without emergency shelter voucher	0	0	0	0	0
Staying or living in a friend's room, apartment or house	1	0	1	0	0
Staying or living in a family member's room, apartment or house	2	2	0	0	0
Client Doesn't Know/Client Refused	0	0	0	0	0
Data Not Collected	6	3	3	0	0
Subtotal	68	30	38	0	0
Total	72	32	40	0	0

Interim housing is retired as of 10/1/2019.

Q16: Cash Income - Ranges

	Income at Start	Income at Latest Annual Assessment for Stayers	Income at Exit for Leavers
No income	4	0	0
\$1 - \$150	0	0	0
\$151 - \$250	0	0	0
\$251 - \$500	0	0	0
\$501 - \$1000	7	0	0
\$1,001 - \$1,500	2	0	0
\$1,501 - \$2,000	2	0	0
\$2,001+	1	0	0
Client Doesn't Know/Client Refused	0	0	0
Data Not Collected	56	0	0
Number of Adult Stayers Not Yet Required to Have an Annual Assessment		72	
Number of Adult Stayers Without Required Annual Assessment		0	
Total Adults	72	72	0

Q17: Cash Income - Sources

	Income at Start	Income at Latest Annual Assessment for Stayers	Income at Exit for Leavers
Earned Income	6	0	0
Unemployment Insurance	1	0	0
SSI	3	0	0
SSDI	3	0	0
VA Service-Connected Disability Compensation	0	0	0
VA Non-Service Connected Disability Pension	0	0	0
Private Disability Insurance	0	0	0
Worker's Compensation	0	0	0
TANF or Equivalent	1	0	0
General Assistance	0	0	0
Retirement (Social Security)	0	0	0
Pension from Former Job	0	0	0
Child Support	0	0	0
Alimony (Spousal Support)	0	0	0
Other Source	0	0	0
Adults with Income Information at Start and Annual Assessment/Exit		0	0

Q19: Disabling Conditions and Income for Adults at Exit

	AO: Adult with Disabling Condition	AO: Adult without Disabling Condition	AO: Total Adults	AO: % with Disabling Condition by Source	AC: Adult with Disabling Condition	AC: Adult without Disabling Condition	AC: Total Adults	AC: % with Disabling Condition by Source	UK: Adult with Disabling Condition	UK: Adult without Disabling Condition	UK: Total Adults	UK: % with Disabling Condition by Source
Earned Income	0	0	0	--	0	0	0	--	0	0	0	--
Supplemental Security Income (SSI)	0	0	0	--	0	0	0	--	0	0	0	--
Social Security Disability Insurance (SSDI)	0	0	0	--	0	0	0	--	0	0	0	--
VA Service-Connected Disability Compensation	0	0	0	--	0	0	0	--	0	0	0	--
Private Disability Insurance	0	0	0	--	0	0	0	--	0	0	0	--
Worker's Compensation	0	0	0	--	0	0	0	--	0	0	0	--
Temporary Assistance for Needy Families (TANF)	0	0	0	--	0	0	0	--	0	0	0	--
Retirement Income from Social Security	0	0	0	--	0	0	0	--	0	0	0	--
Pension or retirement income from a former job	0	0	0	--	0	0	0	--	0	0	0	--
Child Support	0	0	0	--	0	0	0	--	0	0	0	--
Other source	0	0	0	--	0	0	0	--	0	0	0	--
No Sources	0	0	0	--	0	0	0	--	0	0	0	--
Unduplicated Total Adults	0	0	0		0	0	0		0	0	0	

Q20: Type of Non-Cash Benefit Sources

	Benefit at Start	Benefit at Latest Annual Assessment for Stayers	Benefit at Exit for Leavers
Supplemental Nutritional Assistance Program	7	0	0
WIC	0	0	0
TANF Child Care Services	0	0	0
TANF Transportation Services	0	0	0
Other TANF-Funded Services	0	0	0
Other Source	1	0	0

Q21: Health Insurance

	At Start	At Annual Assessment for Stayers	At Exit for Leavers
Medicaid	9	0	0
Medicare	1	0	0
State Children's Health Insurance Program	2	0	0
VA Medical Services	0	0	0
Employer Provided Health Insurance	0	0	0
Health Insurance Through COBRA	0	0	0
Private Pay Health Insurance	0	0	0
State Health Insurance for Adults	11	0	0
Indian Health Services Program	0	0	0
Other	0	0	0
No Health Insurance	1	0	0
Client Doesn't Know/Client Refused	0	0	0
Data Not Collected	107	0	0
Number of Stayers Not Yet Required to Have an Annual Assessment		130	
1 Source of Health Insurance	21	0	0
More than 1 Source of Health Insurance	1	0	0

Q22a2: Length of Participation – ESG Projects

	Total	Leavers	Stayers
0 to 7 days	0	0	0
8 to 14 days	0	0	0
15 to 21 days	0	0	0
22 to 30 days	0	0	0
31 to 60 days	39	0	39
61 to 90 days	59	0	59
91 to 180 days	32	0	32
181 to 365 days	0	0	0
366 to 730 days (1-2 Yrs)	0	0	0
731 to 1,095 days (2-3 Yrs)	0	0	0
1,096 to 1,460 days (3-4 Yrs)	0	0	0
1,461 to 1,825 days (4-5 Yrs)	0	0	0
More than 1,825 days (> 5 Yrs)	0	0	0
Data Not Collected	0	0	0
Total	130	0	130

Q22c: Length of Time between Project Start Date and Housing Move in Date (post 10/1/2010)

	Total	Without Children	With Children and Adults	With Only Children	Unknown Household Type
7 days or less	0	0	0	0	0
8 to 14 days	0	0	0	0	0
15 to 21 days	0	0	0	0	0
22 to 30 days	0	0	0	0	0
31 to 60 days	0	0	0	0	0
61 to 180 days	0	0	0	0	0
181 to 365 days	0	0	0	0	0
366 to 730 days (1-2 Yrs)	0	0	0	0	0
Total (persons moved into housing)	0	0	0	0	0
Average length of time to housing	--	--	--	--	--
Persons who were exited without move-in	0	0	0	0	0
Total persons	0	0	0	0	0

Q22d: Length of Participation by Household Type

	Total	Without Children	With Children and Adults	With Only Children	Unknown Household Type
7 days or less	0	0	0	0	0
8 to 14 days	0	0	0	0	0
15 to 21 days	0	0	0	0	0
22 to 30 days	0	0	0	0	0
31 to 60 days	39	13	26	0	0
61 to 90 days	59	11	48	0	0
91 to 180 days	32	8	24	0	0
181 to 365 days	0	0	0	0	0
366 to 730 days (1-2 Yrs)	0	0	0	0	0
731 to 1,095 days (2-3 Yrs)	0	0	0	0	0
1,096 to 1,460 days (3-4 Yrs)	0	0	0	0	0
1,461 to 1,825 days (4-5 Yrs)	0	0	0	0	0
More than 1,825 days (> 5 Yrs)	0	0	0	0	0
Data Not Collected	0	0	0	0	0
Total	130	32	98	0	0

Q22: Length of Time Prior to Housing - based on 1/17 Date Homelessness Started

	Total	Without Children	With Children and Adults	With Only Children	Unknown Household Type
7 days or less	0	0	0	0	0
8 to 14 days	0	0	0	0	0
15 to 21 days	0	0	0	0	0
22 to 30 days	0	0	0	0	0
31 to 60 days	0	0	0	0	0
61 to 180 days	1	1	0	0	0
181 to 365 days	0	0	0	0	0
366 to 730 days (1-2 Yrs)	0	0	0	0	0
731 days or more	0	0	0	0	0
Total (persons moved into housing)	1	1	0	0	0
Not yet moved into housing	0	0	0	0	0
Data not collected	129	31	98	0	0
Total persons	130	32	98	0	0

Q23: Exit Destination - All persons

	Total	Without Children	With Children and Adults	With Only Children	Unknown Household Type
Moved from one HOPWA funded project to HOPWA PH	0	0	0	0	0
Owned by client, no ongoing housing subsidy	0	0	0	0	0
Owned by client, with ongoing housing subsidy	0	0	0	0	0
Rental by client, no ongoing housing subsidy	0	0	0	0	0
Rental by client, with VASH housing subsidy	0	0	0	0	0
Rental by client, with GPD TIP housing subsidy	0	0	0	0	0
Rental by client, with other ongoing housing subsidy	0	0	0	0	0
Permanent housing (other than RRH) for formerly homeless persons	0	0	0	0	0
Staying or living with family, permanent tenure	0	0	0	0	0
Staying or living with friends, permanent tenure	0	0	0	0	0
Rental by client, with RRH or equivalent subsidy	0	0	0	0	0
Rental by client, with HCV voucher (tenant or project based)	0	0	0	0	0
Rental by client in a public housing unit	0	0	0	0	0
Subtotal	0	0	0	0	0
Emergency shelter, including hotel or motel paid for with emergency shelter voucher	0	0	0	0	0
Moved from one HOPWA funded project to HOPWA TH	0	0	0	0	0
Transitional housing for homeless persons (including homeless youth)	0	0	0	0	0
Staying or living with family, temporary tenure (e.g. room, apartment or house)	0	0	0	0	0
Staying or living with friends, temporary tenure (e.g. room, apartment or house)	0	0	0	0	0
Place not meant for habitation (e.g., a vehicle, an abandoned building, bus/train/subway station/airport or anywhere outside)	0	0	0	0	0
Safe Haven	0	0	0	0	0
Hotel or motel paid for without emergency shelter voucher	0	0	0	0	0
Host Home (non-crisis)	0	0	0	0	0
Subtotal	0	0	0	0	0
Foster care home or group foster care home	0	0	0	0	0
Psychiatric hospital or other psychiatric facility	0	0	0	0	0
Substance abuse treatment facility or detox center	0	0	0	0	0
Hospital or other residential non-psychiatric medical facility	0	0	0	0	0
Jail, prison, or juvenile detention facility	0	0	0	0	0
Long-term care facility or nursing home	0	0	0	0	0
Subtotal	0	0	0	0	0
Residential project or halfway house with no homeless criteria	0	0	0	0	0
Deceased	0	0	0	0	0
Other	0	0	0	0	0
Client Doesn't Know/Client Refused	0	0	0	0	0
Data Not Collected (no exit interview completed)	0	0	0	0	0
Subtotal	0	0	0	0	0
Total	0	0	0	0	0
Total persons exiting to positive housing destinations	0	0	0	0	0
Total persons whose destinations excluded them from the calculation	0	0	0	0	0
Percentage	-	-	-	-	-

Q24: Homelessness Prevention Housing Assessment at Exit

	Total	Without Children	With Children and Adults	With Only Children	Unknown Household Type
Able to maintain the housing they had at project start--Without a subsidy	0	0	0	0	0
Able to maintain the housing they had at project start--With the subsidy they had at project start	0	0	0	0	0
Able to maintain the housing they had at project start--With an on-going subsidy acquired since project start	0	0	0	0	0
Able to maintain the housing they had at project start--Only with financial assistance other than a subsidy	0	0	0	0	0
Moved to new housing unit--With on-going subsidy	0	0	0	0	0
Moved to new housing unit--Without an on-going subsidy	0	0	0	0	0
Moved in with family/friends on a temporary basis	0	0	0	0	0
Moved in with family/friends on a permanent basis	0	0	0	0	0
Moved to a transitional or temporary housing facility or program	0	0	0	0	0
Client became homeless - moving to a shelter or other place unfit for human habitation	0	0	0	0	0
Client went to jail/prison	0	0	0	0	0
Client died	0	0	0	0	0
Client doesn't know/Client refused	0	0	0	0	0
Data not collected (no exit interview completed)	0	0	0	0	0
Total	0	0	0	0	0

Q25a: Number of Veterans

	Total	Without Children	With Children and Adults	Unknown Household Type
Chronically Homeless Veteran	0	0	0	0
Non-Chronically Homeless Veteran	1	1	0	0
Not a Veteran	20	9	11	0
Client Doesn't Know/Client Refused	0	0	0	0
Data Not Collected	51	22	29	0
Total	72	32	40	0

Q26b: Number of Chronically Homeless Persons by Household

	Total	Without Children	With Children and Adults	With Only Children	Unknown Household Type
Chronically Homeless	0	0	0	0	0
Not Chronically Homeless	128	31	97	0	0
Client Doesn't Know/Client Refused	0	0	0	0	0
Data Not Collected	2	1	1	0	0
Total	130	32	98	0	0

ESG-CV Report Aggregator

This report uses data from the ESG-CV reports submitted to HUD. You must have already submitted your report to HUD for the data to be generated. Note: Sage processes the data overnight so you must wait until the following day to view a report with data submitted today. If you have access to multiple ESG-CV recipients, please note that aggregating the full report over many recipients may take several minutes.

To generate a report

1. Select the recipient or multiple recipients (hold CTRL key to select more than one)
2. Select one reporting period
3. Select whether you want to generate the data from the quarterly report or from the cumulative report which was submitted on the reporting period selected
4. Select the component type. You may select all, only one, or hold CTRL key down and select more than one
5. Select the section of the CSV upload you want to report. You may select all, only one, or hold CTRL key down and select more than one

Report criteria

Recipient - ESG Grant
(1 selected)

Search this list:

Selected: ESG: Moreno Valley - CA

TIP: Hold down the CTRL key on the keyboard and click with the mouse in order to select more than one Recipient - ESG Grant.

Use data from this period

Quarterly or cumulative

ESG-CV Component Type

TIP: Hold down the CTRL key on the keyboard and click with the mouse in order to select more than one choice.

Report Date Range

1/1/2021 to 3/31/2021 Using Quarterly Bundle Uploads

Grant List

Jurisdiction	Component Type	Count of Relevant Projects
ESG: Moreno Valley - CA	Emergency Shelter (CV)	1
ESG: Moreno Valley - CA	Homelessness Prevention	4
ESG: Moreno Valley - CA	PH - Rapid Re-Housing	2
ESG: Moreno Valley - CA	Street Outreach	1

Q05a: Report Validations Table

Total Number of Persons Served	171
Number of Adults (Age 18 or Over)	112
Number of Children (Under Age 18)	59
Number of Persons with Unknown Age	0
Number of Leavers	19
Number of Adult Leavers	19
Number of Adult and Head of Household Leavers	19
Number of Stayers	152
Number of Adult Stayers	93
Number of Veterans	35
Number of Chronically Homeless Persons	5
Number of Youth Under Age 25	2
Number of Parenting Youth Under Age 25 with Children	0
Number of Adult Heads of Household	79
Number of Child and Unknown-Age Heads of Household	0
Heads of Households and Adult Stayers in the Project 365 Days or More	0

Q06a: Data Quality: Personally Identifying Information (PII)

	Client Doesn't Know/Refuse	Information Missing	Data Issues	Total	% of Error Rate
Name	0	0	0	0	0.00 %
Social Security Number	47	5	0	52	30.41 %
Date of Birth	0	0	4	4	2.34 %
Race	0	54		54	31.58 %
Ethnicity	0	7		7	4.09 %
Gender	0	0		0	0.00 %
Overall Score				81	47.37 %

Q06b: Data Quality: Universal Data Elements

	Error Count	% of Error Rate
Veteran Status	55	49.11 %
Project Start Date	0	0.00 %
Relationship to Head of Household	0	0.00 %
Client Location	5	6.33 %
Disabling Condition	28	16.37 %

Q06c: Data Quality: Income and Housing Data Quality

	Error Count	% of Error Rate
Destination	0	0.00 %
Income and Sources at Start	68	86.08 %
Income and Sources at Annual Assessment	0	--
Income and Sources at Exit	1	5.26 %

Q06d: Data Quality: Chronic Homelessness

	Count of Total Records	Missing Time in Institution	Missing Time in Housing	Approximate Date Started DK/R/missing	Number of Times DK/R/missing	Number of Months DK/R/missing	% of Records Unable to Calculate
ES, SH, Street Outreach	29			2	2	2	0.07
TH	0	0	0	0	0	0	--
PH (All)	0	0	0	0	0	0	--
Total	29						0.07

Q06e: Data Quality: Timeliness

	Number of Project Start Records	Number of Project Exit Records
0 days	9	11
1-3 Days	5	0
4-6 Days	1	0
7-10 Days	4	0
11+ Days	13	8

Q06f: Data Quality: Inactive Records: Street Outreach & Emergency Shelter

	# of Records	# of Inactive Records	% of Inactive Records
Contact (Adults and Heads of Household in Street Outreach or ES - NBN)	0	0	--
Bed Night (All Clients in ES - NBN)	0	0	--

Q07a: Number of Persons Served

	Total	Without Children	With Children and Adults	With Only Children	Unknown Household Type
Adults	113	72	41	0	0
Children	59		59	0	0
Client Doesn't Know/ Client Refused	0	0	0	0	0
Data Not Collected	0	0	0	0	0
Total	172	72	100	0	0
For PSH & RRH – the total persons served who moved into housing	0	0	0	0	0

Q08a: Households Served

	Total	Without Children	With Children and Adults	With Only Children	Unknown Household Type
Total Households	80	54	26	0	0
For PSH & RRH – the total households served who moved into housing	0	0	0	0	0

Q08b: Point-in-Time Count of Households on the Last Wednesday

	Total	Without Children	With Children and Adults	With Only Children	Unknown Household Type
January	52	26	26	0	0
April	62	36	26	0	0
July	62	36	26	0	0
October	62	36	26	0	0

Q09a: Number of Persons Contacted

	All Persons Contacted	First contact – NCT staying on the Streets, ES, or SH	First contact – WAS staying on Streets, ES, or SH	First contact – Worker unable to determine
Once	12	3	4	5
2-5 Times	0	0	0	0
6-9 Times	0	0	0	0
10+ Times	0	0	0	0
Total Persons Contacted	12	3	4	5

Q09b: Number of Persons Engaged

	All Persons Contacted	First contact – NCT staying on the Streets, ES, or SH	First contact – WAS staying on Streets, ES, or SH	First contact – Worker unable to determine
Once	11	2	4	5
2-5 Contacts	0	0	0	0
6-9 Contacts	0	0	0	0
10+ Contacts	0	0	0	0
Total Persons Engaged	11	2	4	5
Rate of Engagement	0	0	1	1

Q10a: Gender of Adults

	Total	Without Children	With Children and Adults	Unknown Household Type
Male	64	53	11	0
Female	49	19	30	0
Trans Female (MTF or Male to Female)	0	0	0	0
Trans Male (FTM or Female to Male)	0	0	0	0
Gender Non-Conforming (i.e. not exclusively male or female)	0	0	0	0
Client Doesn't Know/Client Refused	0	0	0	0
Data Not Collected	0	0	0	0
Subtotal	113	72	41	0

Q10b: Gender of Childre

	Total	With Childre and Adults	With Only Childre	Unknown Household Type
Male	23	23	0	0
Female	36	36	0	0
Trans Female (MTF or Male to Female)	0	0	0	0
Trans Male (FTM or Female to Male)	0	0	0	0
Gender Non-Conforming (i.e. not exclusively male or female)	0	0	0	0
Client Doesn't Know/Client Refused	0	0	0	0
Data Not Collected	0	0	0	0
Subtotal	59	59	0	0

Q10c: Gender of Persons Missing Age Informati

	Total	Without Childre	With Childre and Adults	With Only Childre	Unknown Household Type
Male	0	0	0	0	0
Female	0	0	0	0	0
Trans Female (MTF or Male to Female)	0	0	0	0	0
Trans Male (FTM or Female to Male)	0	0	0	0	0
Gender Non-Conforming (i.e. not exclusively male or female)	0	0	0	0	0
Client Doesn't Know/Client Refused	0	0	0	0	0
Data Not Collected	0	0	0	0	0
Subtotal	0	0	0	0	0

Q10d: Gender by Age Ranges

	Total	Under Age 18	Age 18-24	Age 25-61	Age 62 and over	Client Doesn't Know/ Client Refusec	Data Not Collected
Male	87	24	11	38	14	0	0
Female	85	36	5	41	3	0	0
Trans Female (MTF or Male to Female)	0	0	0	0	0	0	0
Trans Male (FTM or Female to Male)	0	0	0	0	0	0	0
Gender Non-Conforming (i.e. not exclusively male or female)	0	0	0	0	0	0	0
Client Doesn't Know/Client Refused	0	0	0	0	0	0	0
Data Not Collected	0	0	0	0	0	0	0
Subtotal	172	60	16	79	17	0	0

Q11: Age

	Total	Without Childre	With Childre and Adults	With Only Childre	Unknown Household Type
Under 5	12		12	0	0
5 - 12	34		34	0	0
13 - 17	13		13	0	0
18 - 24	17	12	5		0
25 - 34	21	5	16		0
35 - 44	21	12	9		0
45 - 54	20	10	10		0
55 - 61	17	16	1		0
62+	17	17	0		0
Client Doesn't Know/Client Refused	0	0	0	0	0
Data Not Collected	0	0	0	0	0
Total	172	72	100	0	0

Q12a: Race

	Total	Without Childre	With Childre and Adults	With Only Childre	Unknown Household Type
White	38	23	15	0	0
Black or African American	78	40	38	0	0
Asian	2	2	0	0	0
American Indian or Alaska Native	0	0	0	0	0
Native Hawaiian or Other Pacific Islander	0	0	0	0	0
Multiple Races	0	0	0	0	0
Client Doesn't Know/Client Refused	0	0	0	0	0
Data Not Collected	54	7	47	0	0
Total	172	72	100	0	0

Q12b: Ethnicity

	Total	Without Childre	With Childre and Adults	With Only Childre	Unknown Household Type
Non-Hispanic/Non-Latino	100	58	42	0	0
Hispanic/Latino	65	14	51	0	0
Client Doesn't Know/Client Refused	0	0	0	0	0
Data Not Collected	7	0	7	0	0
Total	172	72	100	0	0

Q13a1: Physical and Mental Health Conditions at Entry

	Total Persons	Without Childre	Adults in HH with Childre & Adults	Childre in HH with Childre & Adults	With Childre and Adults	With Only Childre	Unknown Household Type
Mental Health Problem	15	13	1	0	0	0	0
Alcohol Abuse	2	2	0	0	0	0	0
Drug Abuse	2	2	0	0	0	0	0
Both Alcohol and Drug Abuse	0	0	0	0	0	0	0
Chronic Health Condition	14	11	3	0	0	0	0
HIV/AIDS	0	0	0	0	0	0	0
Developmental Disability	2	2	0	0	0	0	0
Physical Disability	23	22	0	0	0	0	0

Ⓞ The "With Children and Adults" column is retired as of 10/1/2019 and replaced with the columns "Adults in HH with Children & Adults" and "Children in HH with Children & Adults".

Q13b1: Physical and Mental Health Conditions at Exit

	Total Persons	Without Children	Adults in HH with Children & Adults	Children in HH with Children & Adults	With Children and Adults	With Only Children	Unknown Household Type
Mental Health Problem	5	5	0	0		0	0
Alcohol Abuse	1	1	0	0		0	0
Drug Abuse	1	1	0	0		0	0
Both Alcohol and Drug Abuse	0	0	0	0		0	0
Chronic Health Condition	2	2	0	0		0	0
HIV/AIDS	0	0	0	0		0	0
Developmental Disability	0	0	0	0		0	0
Physical Disability	9	9	0	0		0	0

The "With Children and Adults" column is retired as of 10/1/2019 and replaced with the columns "Adults in HH with Children & Adults" and "Children in HH with Children & Adults".

Q13c1: Physical and Mental Health Conditions for Stagers

	Total Persons	Without Children	Adults in HH with Children & Adults	Children in HH with Children & Adults	With Children and Adults	With Only Children	Unknown Household Type
Mental Health Problem	9	8	1	0		0	0
Alcohol Abuse	1	1	0	0		0	0
Drug Abuse	1	1	0	0		0	0
Both Alcohol and Drug Abuse	0	0	0	0		0	0
Chronic Health Condition	4	3	1	0		0	0
HIV/AIDS	0	0	0	0		0	0
Developmental Disability	2	2	0	0		0	0
Physical Disability	12	12	0	0		0	0

The "With Children and Adults" column is retired as of 10/1/2019 and replaced with the columns "Adults in HH with Children & Adults" and "Children in HH with Children & Adults".

Q14a: Domestic Violence History

	Total	Without Children	With Children and Adults	With Only Children	Unknown Household Type
Yes	10	3	7	0	0
No	82	53	29	0	0
Client Doesn't Know/Client Refused	0	0	0	0	0
Data Not Collected	21	16	5	0	0
Total	113	72	41	0	0

Q14b: Persons Fleeing Domestic Violence

	Total	Without Children	With Children and Adults	With Only Children	Unknown Household Type
Yes	0	0	0	0	0
No	8	2	6	0	0
Client Doesn't Know/Client Refused	0	0	0	0	0
Data Not Collected	2	1	1	0	0
Total	10	3	7	0	0

Q15: Living Situation

	Total	Without Children	With Children and Adults	With Only Children	Unknown Household Type
Emergency shelter, including hotel or motel paid for with emergency shelter voucher	7	7	0	0	0
Transitional housing for homeless persons (including homeless youth)	5	5	0	0	0
Place not meant for habitation	16	16	0	0	0
Safe Haven	0	0	0	0	0
Host Home (non-crisis)	3	1	2	0	0
Interim Housing	-	-	-	-	-
Subtotal	31	29	2	0	0
Psychiatric hospital or other psychiatric facility	0	0	0	0	0
Substance abuse treatment facility or detox center	0	0	0	0	0
Hospital or other residential non-psychiatric medical facility	0	0	0	0	0
Jail, prison or juvenile detention facility	0	0	0	0	0
Foster care home or foster care group home	0	0	0	0	0
Long-term care facility or nursing home	0	0	0	0	0
Residential project or halfway house with no homeless criteria	0	0	0	0	0
Subtotal	0	0	0	0	0
Permanent housing (other than RRH) for formerly homeless persons	2	2	0	0	0
Owned by client, no ongoing housing subsidy	1	1	0	0	0
Owned by client, with ongoing housing subsidy	1	1	0	0	0
Rental by client, with RRH or equivalent subsidy	0	0	0	0	0
Rental by client, with HCV voucher (tenant or project based)	0	0	0	0	0
Rental by client in a public housing unit	0	0	0	0	0
Rental by client, no ongoing housing subsidy	58	24	34	0	0
Rental by client, with VASH subsidy	4	4	0	0	0
Rental by client with GPD TIP subsidy	0	0	0	0	0
Rental by client, with other housing subsidy	0	0	0	0	0
Hotel or motel paid for without emergency shelter voucher	0	0	0	0	0
Staying or living in a friend's room, apartment or house	1	0	1	0	0
Staying or living in a family member's room, apartment or house	2	2	0	0	0
Client Doesn't Know/Client Refused	1	0	1	0	0
Data Not Collected	12	9	3	0	0
Subtotal	82	43	39	0	0
Total	113	72	41	0	0

Interim housing is retired as of 10/1/2019.

Q16: Cash Income - Ranges

	Income at Start	Income at Latest Annual Assessment for Stayers	Income at Exit for Leavers
No income	12	0	5
\$1 - \$150	0	0	0
\$151 - \$250	0	0	0
\$251 - \$500	0	0	0
\$501 - \$1000	17	0	6
\$1,001 - \$1,500	12	0	6
\$1,501 - \$2,000	3	0	2
\$2,001+	2	0	0
Client Doesn't Know/Client Refused	0	0	0
Data Not Collected	66	0	1
Number of Adult Stayers Not Yet Required to Have an Annual Assessment		93	
Number of Adult Stayers Without Required Annual Assessment		0	
Total Adults	113	93	20

Q17: Cash Income - Sources

	Income at Start	Income at Latest Annual Assessment for Stayers	Income at Exit for Leavers
Earned Income	8	0	4
Unemployment Insurance	3	0	1
SSI	8	0	3
SSDI	6	0	1
VA Service-Connected Disability Compensation	11	0	7
VA Non-Service Connected Disability Pension	2	0	0
Private Disability Insurance	0	0	0
Worker's Compensation	0	0	0
TANF or Equivalent	1	0	0
General Assistance	0	0	0
Retirement (Social Security)	1	0	0
Pension from Former Job	0	0	0
Child Support	0	0	0
Alimony (Spousal Support)	0	0	0
Other Source	0	0	1
Adults with Income Information at Start and Annual Assessment/Exit		0	15

Q19: Disabling Conditions and Income for Adults at Exit

	AO: Adult with Disabling Condition	AO: Adult without Disabling Condition	AO: Total Adults	AO: % with Disabling Condition by Source	AC: Adult with Disabling Condition	AC: Adult without Disabling Condition	AC: Total Adults	AC: % with Disabling Condition by Source	UK: Adult with Disabling Condition	UK: Adult without Disabling Condition	UK: Total Adults	UK: % with Disabling Condition by Source
Earned Income	2	2	4	0.50	0	0	0	--	0	0	0	--
Supplemental Security Income (SSI)	3	0	3	1.00	0	0	0	--	0	0	0	--
Social Security Disability Insurance (SSDI)	0	0	0	--	0	0	0	--	0	0	0	--
VA Service-Connected Disability Compensation	4	1	5	0.80	0	0	0	--	0	0	0	--
Private Disability Insurance	0	0	0	--	0	0	0	--	0	0	0	--
Worker's Compensation	0	0	0	--	0	0	0	--	0	0	0	--
Temporary Assistance for Needy Families (TANF)	0	0	0	--	0	0	0	--	0	0	0	--
Retirement Income from Social Security	0	0	0	--	0	0	0	--	0	0	0	--
Pension or retirement income from a former job	0	0	0	--	0	0	0	--	0	0	0	--
Child Support	0	0	0	--	0	0	0	--	0	0	0	--
Other source	1	0	1	1.00	0	0	0	--	0	0	0	--
No Sources	2	2	4	0.50	0	0	0	--	0	0	0	--
Unduplicated Total Adults	11	5	16		0	0	0		0	0	0	

Q20a: Type of Non-Cash Benefit Sources

	Benefit at Start	Benefit at Latest Annual Assessment for Stayers	Benefit at Exit for Leavers
Supplemental Nutritional Assistance Program	12	0	5
WIC	0	0	0
TANF Child Care Services	0	0	0
TANF Transportation Services	0	0	0
Other TANF-Funded Services	0	0	0
Other Source	1	0	0

Q21: Health Insurance

	At Start	At Annual Assessment for Stayers	At Exit for Leavers
Medicaid	10	0	3
Medicare	1	0	2
State Children's Health Insurance Program	2	0	0
VA Medical Services	30	0	12
Employer Provided Health Insurance	1	0	1
Health Insurance Through COBRA	0	0	0
Private Pay Health Insurance	0	0	0
State Health Insurance for Adults	11	0	0
Indian Health Services Program	0	0	0
Other	0	0	2
No Health Insurance	1	0	0
Client Doesn't Know/Client Refused	0	0	0
Data Not Collected	118	0	1
Number of Stayers Not Yet Required to Have an Annual Assessment		152	
1 Source of Health Insurance	51	0	18
More than 1 Source of Health Insurance	2	0	1

Q22a2: Length of Participation – ESG Projects

	Total	Leavers	Stayers
0 to 7 days	10	8	2
8 to 14 days	3	1	2
15 to 21 days	4	2	2
22 to 30 days	6	3	3
31 to 60 days	11	3	8
61 to 90 days	3	3	0
91 to 180 days	102	0	102
181 to 365 days	33	0	33
366 to 730 days (1-2 Yrs)	0	0	0
731 to 1,095 days (2-3 Yrs)	0	0	0
1,096 to 1,460 days (3-4 Yrs)	0	0	0
1,461 to 1,825 days (4-5 Yrs)	0	0	0
More than 1,825 days (> 5 Yrs)	0	0	0
Data Not Collected	0	0	0
Total	172	20	152

Q22c: Length of Time between Project Start Date and Housing Move In Date (post 10/1/2010)

	Total	Without Children	With Children and Adults	With Only Children	Unknown Household Type
7 days or less	0	0	0	0	0
8 to 14 days	0	0	0	0	0
15 to 21 days	0	0	0	0	0
22 to 30 days	0	0	0	0	0
31 to 60 days	0	0	0	0	0
61 to 180 days	0	0	0	0	0
181 to 365 days	0	0	0	0	0
366 to 730 days (1-2 Yrs)	0	0	0	0	0
Total (persons moved into housing)	0	0	0	0	0
Average length of time to housing	--	--	--	--	--
Persons who were exited without move-in	0	0	0	0	0
Total persons	0	0	0	0	0

Q22d: Length of Participation by Household Type

	Total	Without Children	With Children and Adults	With Only Children	Unknown Household Type
7 days or less	10	10	0	0	0
8 to 14 days	3	3	0	0	0
15 to 21 days	4	4	0	0	0
22 to 30 days	6	6	0	0	0
31 to 60 days	11	11	0	0	0
61 to 90 days	3	3	0	0	0
91 to 180 days	102	26	76	0	0
181 to 365 days	33	9	24	0	0
366 to 730 days (1-2 Yrs)	0	0	0	0	0
731 to 1,095 days (2-3 Yrs)	0	0	0	0	0
1,096 to 1,460 days (3-4 Yrs)	0	0	0	0	0
1,461 to 1,825 days (4-5 Yrs)	0	0	0	0	0
More than 1,825 days (> 5 Yrs)	0	0	0	0	0
Data Not Collected	0	0	0	0	0
Total	172	72	100	0	0

Q22: Length of Time Prior to Housing - based on 1/1/17 Date Homelessness Started

	Total	Without Children	With Children and Adults	With Only Children	Unknown Household Type
7 days or less	10	10	0	0	0
8 to 14 days	0	0	0	0	0
15 to 21 days	0	0	0	0	0
22 to 30 days	0	0	0	0	0
31 to 60 days	0	0	0	0	0
61 to 180 days	3	3	0	0	0
181 to 365 days	5	5	0	0	0
366 to 730 days (1-2 Yrs)	7	7	0	0	0
731 days or more	3	3	0	0	0
Total (persons moved into housing)	28	28	0	0	0
Not yet moved into housing	0	0	0	0	0
Data not collected	144	44	100	0	0
Total persons	172	72	100	0	0

Q23: Exit Destination - All persons

	Total	Without Children	With Children and Adults	With Only Children	Unknown Household Type
Moved from one HOPWA funded project to HOPWA PH	0	0	0	0	0
Owned by client, no ongoing housing subsidy	0	0	0	0	0
Owned by client, with ongoing housing subsidy	0	0	0	0	0
Rental by client, no ongoing housing subsidy	3	3	0	0	0
Rental by client, with VASH housing subsidy	3	3	0	0	0
Rental by client, with GPD TIP housing subsidy	0	0	0	0	0
Rental by client, with other ongoing housing subsidy	0	0	0	0	0
Permanent housing (other than RRH) for formerly homeless persons	0	0	0	0	0
Staying or living with family, permanent tenure	2	2	0	0	0
Staying or living with friends, permanent tenure	0	0	0	0	0
Rental by client, with RRH or equivalent subsidy	0	0	0	0	0
Rental by client, with HCV voucher (tenant or project based)	0	0	0	0	0
Rental by client in a public housing unit	0	0	0	0	0
Subtotal	8	8	0	0	0
Emergency shelter, including hotel or motel paid for with emergency shelter voucher	0	0	0	0	0
Moved from one HOPWA funded project to HOPWA TH	0	0	0	0	0
Transitional housing for homeless persons (including homeless youth)	11	11	0	0	0
Staying or living with family, temporary tenure (e.g. room, apartment or house)	0	0	0	0	0
Staying or living with friends, temporary tenure (e.g. room, apartment or house)	0	0	0	0	0
Place not meant for habitation (e.g., a vehicle, an abandoned building, bus/train/subway station/airport or anywhere outside)	1	1	0	0	0
Safe Haven	0	0	0	0	0
Hotel or motel paid for without emergency shelter voucher	0	0	0	0	0
Host Home (non-crisis)	0	0	0	0	0
Subtotal	12	12	0	0	0
Foster care home or group foster care home	0	0	0	0	0
Psychiatric hospital or other psychiatric facility	0	0	0	0	0
Substance abuse treatment facility or detox center	0	0	0	0	0
Hospital or other residential non-psychiatric medical facility	0	0	0	0	0
Jail, prison, or juvenile detention facility	0	0	0	0	0
Long-term care facility or nursing home	0	0	0	0	0
Subtotal	0	0	0	0	0
Residential project or halfway house with no homeless criteria	0	0	0	0	0
Deceased	0	0	0	0	0
Other	0	0	0	0	0
Client Doesn't Know/Client Refused	0	0	0	0	0
Data Not Collected (no exit interview completed)	0	0	0	0	0
Subtotal	0	0	0	0	0
Total	20	20	0	0	0
Total persons exiting to positive housing destinations	19	19	0	0	0
Total persons whose destinations excluded them from the calculation	0	0	0	0	0
Percentage	-	-	-	-	-

Q24: Homelessness Prevention Housing Assessment at Exit

	Total	Without Children	With Children and Adults	With Only Children	Unknown Household Type
Able to maintain the housing they had at project start--Without a subsidy	0	0	0	0	0
Able to maintain the housing they had at project start--With the subsidy they had at project start	6	6	0	0	0
Able to maintain the housing they had at project start--With an on-going subsidy acquired since project start	0	0	0	0	0
Able to maintain the housing they had at project start--Only with financial assistance other than a subsidy	0	0	0	0	0
Moved to new housing unit--With on-going subsidy	0	0	0	0	0
Moved to new housing unit--Without an on-going subsidy	0	0	0	0	0
Moved in with family/friends on a temporary basis	0	0	0	0	0
Moved in with family/friends on a permanent basis	0	0	0	0	0
Moved to a transitional or temporary housing facility or program	0	0	0	0	0
Client became homeless - moving to a shelter or other place unfit for human habitation	0	0	0	0	0
Client went to jail/prison	0	0	0	0	0
Client died	0	0	0	0	0
Client doesn't know/Client refused	0	0	0	0	0
Data not collected (no exit interview completed)	0	0	0	0	0
Total	6	6	0	0	0

Q25a: Number of Veterans

	Total	Without Children	With Children and Adults	Unknown Household Type
Chronically Homeless Veteran	5	5	0	0
Non-Chronically Homeless Veteran	31	31	0	0
Not a Veteran	22	9	13	0
Client Doesn't Know/Client Refused	0	0	0	0
Data Not Collected	55	27	28	0
Total	113	72	41	0

Q26b: Number of Chronically Homeless Persons by Household

	Total	Without Children	With Children and Adults	With Only Children	Unknown Household Type
Chronically Homeless	5	5	0	0	0
Not Chronically Homeless	162	63	99	0	0
Client Doesn't Know/Client Refused	0	0	0	0	0
Data Not Collected	5	4	1	0	0
Total	172	72	100	0	0

ESG-CV Report Aggregator

This report uses data from the ESG-CV reports submitted to HUD. You must have already submitted your report to HUD for the data to be generated. Note: Sage processes the data overnight so you must wait until the following day to view a report with data submitted today. If you have access to multiple ESG-CV recipients, please note that aggregating the full report over many recipients may take several minutes.

To generate a report

1. Select the recipient or multiple recipients (hold CTRL key to select more than one)
2. Select one reporting period
3. Select whether you want to generate the data from the quarterly report or from the cumulative report which was submitted on the reporting period selected
4. Select the component type. You may select all, only one, or hold CTRL key down and select more than one
5. Select the section of the CSV upload you want to report. You may select all, only one, or hold CTRL key down and select more than one

Report criteria

Recipient - ESG Grant
(1 selected)

Search this list:

Selected: ESG: Moreno Valley - CA

TIP: Hold down the CTRL key on the keyboard and click with the mouse in order to select more than one Recipient - ESG Grant.

Use data from this period

Quarterly or cumulative

ESG-CV Component Type

TIP: Hold down the CTRL key on the keyboard and click with the mouse in order to select more than one choice.

Report Date Range

4/1/2021 to 6/30/2021 Using Quarterly Bundle Uploads

Grant List

Jurisdiction	Component Type	Count of Relevant Projects
ESG: Moreno Valley - CA	Emergency Shelter (CV)	1
ESG: Moreno Valley - CA	Homelessness Prevention	4
ESG: Moreno Valley - CA	PH - Rapid Re-Housing	2
ESG: Moreno Valley - CA	Street Outreach	2

Q05a: Report Validations Table

Total Number of Persons Served	155
Number of Adults (Age 18 or Over)	97
Number of Children (Under Age 18)	58
Number of Persons with Unknown Age	0
Number of Leavers	18
Number of Adult Leavers	18
Number of Adult and Head of Household Leavers	18
Number of Stayers	137
Number of Adult Stayers	79
Number of Veterans	20
Number of Chronically Homeless Persons	3
Number of Youth Under Age 25	1
Number of Parenting Youth Under Age 25 with Children	0
Number of Adult Heads of Household	65
Number of Child and Unknown-Age Heads of Household	0
Heads of Households and Adult Stayers in the Project 365 Days or More	0

Q06a: Data Quality: Personally Identifying Information (PII)

	Client Doesn't Know/Refuse	Information Missing	Data Issues	Total	% of Error Rate
Name	0	3	0	3	1.94 %
Social Security Number	47	5	0	52	33.55 %
Date of Birth	0	0	4	4	2.58 %
Race	0	54	0	54	34.84 %
Ethnicity	0	7	0	7	4.52 %
Gender	0	0	0	0	0.00 %
Overall Score				81	52.26 %

Q06b: Data Quality: Universal Data Elements

	Error Count	% of Error Rate
Veteran Status	53	54.64 %
Project Start Date	0	0.00 %
Relationship to Head of Household	0	0.00 %
Client Location	0	0.00 %
Disabling Condition	23	14.84 %

Q06c: Data Quality: Income and Housing Data Quality

	Error Count	% of Error Rate
Destination	0	0.00 %
Income and Sources at Start	11	16.92 %
Income and Sources at Annual Assessment	0	--
Income and Sources at Exit	0	0.00 %

Q06d: Data Quality: Chronic Homelessness

	Count of Total Records	Missing Time in Institution	Missing Time in Housing	Approximate Date Started DK/R/missing	Number of Times DK/R/missing	Number of Months DK/R/missing	% of Records Unable to Calculate
ES, SH, Street Outreach	17	0	0	0	0	1	0.06
TH	0	0	0	0	0	0	--
PH (All)	0	0	0	0	0	0	--
Total	17	0	0	0	0	0	0.06

Q06e: Data Quality: Timeliness

	Number of Project Start Records	Number of Project Exit Records
0 days	0	1
1-3 Days	0	2
4-6 Days	0	0
7-10 Days	0	4
11+ Days	1	11

Q06f: Data Quality: Inactive Records: Street Outreach & Emergency Shelter

	# of Records	# of Inactive Records	% of Inactive Records
Contact (Adults and Heads of Household in Street Outreach or ES - NBN)	1	1	100.00 %
Bed Night (All Clients in ES - NBN)	0	0	--

Q07a: Number of Persons Served

	Total	Without Children	With Children and Adults	With Only Children	Unknown Household Type
Adults	97	55	42	0	0
Children	58	0	58	0	0
Client Doesn't Know/ Client Refused	0	0	0	0	0
Data Not Collected	0	0	0	0	0
Total	155	55	100	0	0
For PSH & RRH – the total persons served who moved into housing	0	0	0	0	0

Q08a: Households Served

	Total	Without Children	With Children and Adults	With Only Children	Unknown Household Type
Total Households	65	39	26	0	0
For PSH & RRH – the total households served who moved into housing	0	0	0	0	0

Q08b: Point-in-Time Count of Households on the Last Wednesday

	Total	Without Children	With Children and Adults	With Only Children	Unknown Household Type
January	0	0	0	0	0
April	60	34	26	0	0
July	0	0	0	0	0
October	0	0	0	0	0

Q09a: Number of Persons Contacted

	All Persons Contacted	First contact – NCT staying on the Streets, ES, or SH	First contact – WAS staying on Streets, ES, or SH	First contact – Worker unable to determine
Once	1	0	0	1
2-5 Times	0	0	0	0
6-9 Times	0	0	0	0
10+ Times	0	0	0	0
Total Persons Contacted	1	0	0	1

Q09b: Number of Persons Engaged

	All Persons Contacted	First contact – NCT staying on the Streets, ES, or SH	First contact – WAS staying on Streets, ES, or SH	First contact – Worker unable to determine
Once	0	0	0	0
2-5 Contacts	0	0	0	0
6-9 Contacts	0	0	0	0
10+ Contacts	0	0	0	0
Total Persons Engaged	0	0	0	0
Rate of Engagement	0	0	0	0

Q10a: Gender of Adults

	Total	Without Children	With Children and Adults	Unknown Household Type
Male	47	36	11	0
Female	50	19	31	0
Trans Female (MTF or Male to Female)	0	0	0	0
Trans Male (FTM or Female to Male)	0	0	0	0
Gender Non-Conforming (i.e. not exclusively male or female)	0	0	0	0
Client Doesn't Know/Client Refused	0	0	0	0
Data Not Collected	0	0	0	0
Subtotal	97	55	42	0

Q10b: Gender of Childre

	Total	With Childre and Adults	With Only Childre	Unknown Household Type
Male	23	23	0	0
Female	35	35	0	0
Trans Female (MTF or Male to Female)	0	0	0	0
Trans Male (FTM or Female to Male)	0	0	0	0
Gender Non-Conforming (i.e. not exclusively male or female)	0	0	0	0
Client Doesn't Know/Client Refused	0	0	0	0
Data Not Collected	0	0	0	0
Subtotal	58	58	0	0

Q10c: Gender of Persons Missing Age Informati

	Total	Without Childre	With Childre and Adults	With Only Childre	Unknown Household Type
Male	0	0	0	0	0
Female	0	0	0	0	0
Trans Female (MTF or Male to Female)	0	0	0	0	0
Trans Male (FTM or Female to Male)	0	0	0	0	0
Gender Non-Conforming (i.e. not exclusively male or female)	0	0	0	0	0
Client Doesn't Know/Client Refused	0	0	0	0	0
Data Not Collected	0	0	0	0	0
Subtotal	0	0	0	0	0

Q10d: Gender by Age Ranges

	Total	Under Age 18	Age 18-24	Age 25-61	Age 62 and over	Client Doesn't Know/ Client Refusec	Data Not Collected
Male	70	23	10	29	8	0	0
Female	85	35	6	41	3	0	0
Trans Female (MTF or Male to Female)	0	0	0	0	0	0	0
Trans Male (FTM or Female to Male)	0	0	0	0	0	0	0
Gender Non-Conforming (i.e. not exclusively male or female)	0	0	0	0	0	0	0
Client Doesn't Know/Client Refused	0	0	0	0	0	0	0
Data Not Collected	0	0	0	0	0	0	0
Subtotal	155	58	16	70	11	0	0

Q11: Age

	Total	Without Childre	With Childre and Adults	With Only Childre	Unknown Household Type
Under 5	12	0	12	0	0
5 - 12	34	0	34	0	0
13 - 17	12	0	12	0	0
18 - 24	16	10	6	0	0
25 - 34	22	6	16	0	0
35 - 44	18	10	8	0	0
45 - 54	19	8	11	0	0
55 - 61	11	10	1	0	0
62+	11	11	0	0	0
Client Doesn't Know/Client Refused	0	0	0	0	0
Data Not Collected	0	0	0	0	0
Total	155	55	100	0	0

Q12a: Race

	Total	Without Childre	With Childre and Adults	With Only Childre	Unknown Household Type
White	29	14	15	0	0
Black or African American	70	32	38	0	0
Asian	1	1	0	0	0
American Indian or Alaska Native	1	1	0	0	0
Native Hawaiian or Other Pacific Islander	0	0	0	0	0
Multiple Races	0	0	0	0	0
Client Doesn't Know/Client Refused	0	0	0	0	0
Data Not Collected	54	7	47	0	0
Total	155	55	100	0	0

Q12b: Ethnicity

	Total	Without Childre	With Childre and Adults	With Only Childre	Unknown Household Type
Non-Hispanic/Non-Latino	85	43	42	0	0
Hispanic/Latino	63	12	51	0	0
Client Doesn't Know/Client Refused	0	0	0	0	0
Data Not Collected	7	0	7	0	0
Total	155	55	100	0	0

Q13a1: Physical and Mental Health Conditions at Entry

	Total Persons	Without Childre	Adults in HH with Childre & Adults	Children in HH with Childre & Adults	With Childre and Adults (C)	With Only Childre	Unknown Household Type
Mental Health Problem	12	11	1	0	0	0	0
Alcohol Abuse	-	-	-	-	-	-	-
Drug Abuse	1	1	0	0	0	0	0
Both Alcohol and Drug Abuse	-	-	-	-	-	-	-
Chronic Health Condition	14	11	3	0	0	0	0
HIV/AIDS	-	-	-	-	-	-	-
Developmental Disability	2	2	0	0	0	0	0
Physical Disability	15	15	0	0	0	0	0

Ⓒ The "With Children and Adults" column is retired as of 10/1/2019 and replaced with the columns "Adults in HH with Children & Adults" and "Children in HH with Children & Adults".

Q13b1: Physical and Mental Health Conditions at Exit

	Total Persons	Without Children	Adults in HH with Children & Adults	Children in HH with Children & Adults	With Children and Adults	With Only Children	Unknown Household Type
Mental Health Problem	6	6	0	0		0	0
Alcohol Abuse	2	2	0	0		0	0
Drug Abuse	-	-	-	-	-	-	-
Both Alcohol and Drug Abuse	1	1	0	0		0	0
Chronic Health Condition	3	3	0	0		0	0
HIV/AIDS	-	-	-	-	-	-	-
Developmental Disability	2	2	0	0		0	0
Physical Disability	6	6	0	0		0	0

The "With Children and Adults" column is retired as of 10/1/2019 and replaced with the columns "Adults in HH with Children & Adults" and "Children in HH with Children & Adults".

Q13c1: Physical and Mental Health Conditions for Stagers

	Total Persons	Without Children	Adults in HH with Children & Adults	Children in HH with Children & Adults	With Children and Adults	With Only Children	Unknown Household Type
Mental Health Problem	7	6	1	0		0	0
Alcohol Abuse	-	-	-	-	-	-	-
Drug Abuse	1	1	0	0		0	0
Both Alcohol and Drug Abuse	-	-	-	-	-	-	-
Chronic Health Condition	11	8	3	0		0	0
HIV/AIDS	-	-	-	-	-	-	-
Developmental Disability	-	-	-	-	-	-	-
Physical Disability	11	11	0	0		0	0

The "With Children and Adults" column is retired as of 10/1/2019 and replaced with the columns "Adults in HH with Children & Adults" and "Children in HH with Children & Adults".

Q14a: Domestic Violence History

	Total	Without Children	With Children and Adults	With Only Children	Unknown Household Type
Yes	11	4	7	0	0
No	73	44	29	0	0
Client Doesn't Know/Client Refused	0	0	0	0	0
Data Not Collected	13	7	6	0	0
Total	97	55	42	0	0

Q14b: Persons Fleeing Domestic Violence

	Total	Without Children	With Children and Adults	With Only Children	Unknown Household Type
Yes	0	0	0	0	0
No	9	3	6	0	0
Client Doesn't Know/Client Refused	0	0	0	0	0
Data Not Collected	2	1	1	0	0
Total	11	4	7	0	0

Q15: Living Situation

	Total	Without Children	With Children and Adults	With Only Children	Unknown Household Type
Emergency shelter, including hotel or motel paid for with emergency shelter voucher	4	4	0	0	0
Transitional housing for homeless persons (including homeless youth)	2	2	0	0	0
Place not meant for habitation	11	11	0	0	0
Safe Haven	0	0	0	0	0
Host Home (non-crisis)	3	1	2	0	0
Interim Housing	-	-	-	-	-
Subtotal	20	18	2	0	0
Psychiatric hospital or other psychiatric facility	0	0	0	0	0
Substance abuse treatment facility or detox center	0	0	0	0	0
Hospital or other residential non-psychiatric medical facility	0	0	0	0	0
Jail, prison or juvenile detention facility	0	0	0	0	0
Foster care home or foster care group home	0	0	0	0	0
Long-term care facility or nursing home	0	0	0	0	0
Residential project or halfway house with no homeless criteria	0	0	0	0	0
Subtotal	0	0	0	0	0
Permanent housing (other than RRH) for formerly homeless persons	0	0	0	0	0
Owned by client, no ongoing housing subsidy	1	1	0	0	0
Owned by client, with ongoing housing subsidy	1	1	0	0	0
Rental by client, with RRH or equivalent subsidy	0	0	0	0	0
Rental by client, with HCV voucher (tenant or project based)	0	0	0	0	0
Rental by client in a public housing unit	0	0	0	0	0
Rental by client, no ongoing housing subsidy	57	23	34	0	0
Rental by client, with VASH subsidy	5	5	0	0	0
Rental by client with GPD TIP subsidy	0	0	0	0	0
Rental by client, with other housing subsidy	0	0	0	0	0
Hotel or motel paid for without emergency shelter voucher	0	0	0	0	0
Staying or living in a friend's room, apartment or house	1	0	1	0	0
Staying or living in a family member's room, apartment or house	2	2	0	0	0
Client Doesn't Know/Client Refused	1	0	1	0	0
Data Not Collected	9	5	4	0	0
Subtotal	77	37	40	0	0
Total	97	55	42	0	0

Interim housing is retired as of 10/1/2019.

Q16: Cash Income - Ranges

	Income at Start	Income at Latest Annual Assessment for Stayers	Income at Exit for Leavers
No income	27	0	3
\$1 - \$150	1	0	1
\$151 - \$250	1	0	0
\$251 - \$500	0	0	0
\$501 - \$1000	22	0	6
\$1,001 - \$1,500	14	0	3
\$1,501 - \$2,000	13	0	1
\$2,001+	8	0	4
Client Doesn't Know/Client Refused	0	0	0
Data Not Collected	11	0	0
Number of Adult Stayers Not Yet Required to Have an Annual Assessment	0	79	0
Number of Adult Stayers Without Required Annual Assessment	0	0	0
Total Adults	97	79	18

Q17: Cash Income - Sources

	Income at Start	Income at Latest Annual Assessment for Stayers	Income at Exit for Leavers
Earned Income	25	0	5
Unemployment Insurance	7	0	1
SSI	6	0	2
SSDI	10	0	3
VA Service-Connected Disability Compensation	9	0	6
VA Non-Service Connected Disability Pension	1	0	1
Private Disability Insurance	0	0	0
Worker's Compensation	0	0	0
TANF or Equivalent	1	0	0
General Assistance	5	0	0
Retirement (Social Security)	1	0	0
Pension from Former Job	1	0	0
Child Support	3	0	1
Alimony (Spousal Support)	0	0	0
Other Source	1	0	0
Adults with Income Information at Start and Annual Assessment/Exit	0	0	18

Q19: Disabling Conditions and Income for Adults at Exit

	AO: Adult with Disabling Condition	AO: Adult without Disabling Condition	AO: Total Adults	AO: % with Disabling Condition by Source	AC: Adult with Disabling Condition	AC: Adult without Disabling Condition	AC: Total Adults	AC: % with Disabling Condition by Source	UK: Adult with Disabling Condition	UK: Adult without Disabling Condition	UK: Total Adults	UK: % with Disabling Condition by Source
Earned Income	0	5	5	0.00	0	0	0	--	0	0	0	--
Supplemental Security Income (SSI)	2	0	2	1.00	0	0	0	--	0	0	0	--
Social Security Disability Insurance (SSDI)	3	0	3	1.00	0	0	0	--	0	0	0	--
VA Service-Connected Disability Compensation	4	2	6	0.67	0	0	0	--	0	0	0	--
Private Disability Insurance	0	0	0	--	0	0	0	--	0	0	0	--
Worker's Compensation	0	0	0	--	0	0	0	--	0	0	0	--
Temporary Assistance for Needy Families (TANF)	0	0	0	--	0	0	0	--	0	0	0	--
Retirement Income from Social Security	0	0	0	--	0	0	0	--	0	0	0	--
Pension or retirement income from a former job	0	0	0	--	0	0	0	--	0	0	0	--
Child Support	0	1	1	0.00	0	0	0	--	0	0	0	--
Other source	2	0	2	1.00	0	0	0	--	0	0	0	--
No Sources	0	2	2	0.00	0	0	0	--	0	0	0	--
Unduplicated Total Adults	9	8	17		0	0	0		0	0	0	

Q20a: Type of Non-Cash Benefit Sources

	Benefit at Start	Benefit at Latest Annual Assessment for Stayers	Benefit at Exit for Leavers
Supplemental Nutritional Assistance Program	19	0	5
WIC	3	0	0
TANF Child Care Services	0	0	0
TANF Transportation Services	0	0	0
Other TANF-Funded Services	0	0	0
Other Source	1	0	1

Q21: Health Insurance

	At Start	At Annual Assessment for Stayers	At Exit for Leavers
Medicaid	8	0	6
Medicare	2	0	1
State Children's Health Insurance Program	2	0	0
VA Medical Services	19	0	11
Employer Provided Health Insurance	0	0	0
Health Insurance Through COBRA	0	0	0
Private Pay Health Insurance	0	0	0
State Health Insurance for Adults	57	0	2
Indian Health Services Program	0	0	0
Other	0	0	0
No Health Insurance	9	0	1
Client Doesn't Know/Client Refused	0	0	0
Data Not Collected	59	0	2
Number of Stayers Not Yet Required to Have an Annual Assessment	0	137	0
1 Source of Health Insurance	86	0	10
More than 1 Source of Health Insurance	1	0	5

Q22a2: Length of Participation – ESG Projects

	Total	Leavers	Stayers
0 to 7 days	0	0	0
8 to 14 days	0	0	0
15 to 21 days	1	1	0
22 to 30 days	0	0	0
31 to 60 days	1	1	0
61 to 90 days	7	7	0
91 to 180 days	11	1	10
181 to 365 days	135	8	127
366 to 730 days (1-2 Yrs)	0	0	0
731 to 1,095 days (2-3 Yrs)	0	0	0
1,096 to 1,460 days (3-4 Yrs)	0	0	0
1,461 to 1,825 days (4-5 Yrs)	0	0	0
More than 1,825 days (> 5 Yrs)	0	0	0
Data Not Collected	0	0	0
Total	155	18	137

Q22c: Length of Time between Project Start Date and Housing Move In Date (post 10/1/2010)

	Total	Without Children	With Children and Adults	With Only Children	Unknown Household Type
7 days or less	0	0	0	0	0
8 to 14 days	0	0	0	0	0
15 to 21 days	0	0	0	0	0
22 to 30 days	0	0	0	0	0
31 to 60 days	0	0	0	0	0
61 to 180 days	0	0	0	0	0
181 to 365 days	0	0	0	0	0
366 to 730 days (1-2 Yrs)	0	0	0	0	0
Total (persons moved into housing)	0	0	0	0	0
Average length of time to housing	--	--	--	--	--
Persons who were exited without move-in	0	0	0	0	0
Total persons	0	0	0	0	0

Q22d: Length of Participation by Household Type

	Total	Without Children	With Children and Adults	With Only Children	Unknown Household Type
7 days or less	0	0	0	0	0
8 to 14 days	0	0	0	0	0
15 to 21 days	1	1	0	0	0
22 to 30 days	0	0	0	0	0
31 to 60 days	1	1	0	0	0
61 to 90 days	7	7	0	0	0
91 to 180 days	11	11	0	0	0
181 to 365 days	135	35	100	0	0
366 to 730 days (1-2 Yrs)	0	0	0	0	0
731 to 1,095 days (2-3 Yrs)	0	0	0	0	0
1,096 to 1,460 days (3-4 Yrs)	0	0	0	0	0
1,461 to 1,825 days (4-5 Yrs)	0	0	0	0	0
More than 1,825 days (> 5 Yrs)	0	0	0	0	0
Data Not Collected	0	0	0	0	0
Total	155	55	100	0	0

Q22: Length of Time Prior to Housing - based on 1/17 Date Homelessness Started

	Total	Without Children	With Children and Adults	With Only Children	Unknown Household Type
7 days or less	6	6	0	0	0
8 to 14 days	0	0	0	0	0
15 to 21 days	0	0	0	0	0
22 to 30 days	0	0	0	0	0
31 to 60 days	0	0	0	0	0
61 to 180 days	0	0	0	0	0
181 to 365 days	4	4	0	0	0
366 to 730 days (1-2 Yrs)	4	4	0	0	0
731 days or more	2	2	0	0	0
Total (persons moved into housing)	16	16	0	0	0
Not yet moved into housing	0	0	0	0	0
Data not collected	0	0	0	0	0
Total persons	16	16	0	0	0

Q23: Exit Destination - All persons

	Total	Without Children	With Children and Adults	With Only Children	Unknown Household Type
Moved from one HOPWA funded project to HOPWA PH	0	0	0	0	0
Owned by client, no ongoing housing subsidy	0	0	0	0	0
Owned by client, with ongoing housing subsidy	0	0	0	0	0
Rental by client, no ongoing housing subsidy	5	5	0	0	0
Rental by client, with VASH housing subsidy	7	7	0	0	0
Rental by client, with GPD TIP housing subsidy	0	0	0	0	0
Rental by client, with other ongoing housing subsidy	1	1	0	0	0
Permanent housing (other than RRH) for formerly homeless persons	0	0	0	0	0
Staying or living with family, permanent tenure	2	2	0	0	0
Staying or living with friends, permanent tenure	1	1	0	0	0
Rental by client, with RRH or equivalent subsidy	0	0	0	0	0
Rental by client, with HCV voucher (tenant or project based)	0	0	0	0	0
Rental by client in a public housing unit	0	0	0	0	0
Subtotal	16	16	0	0	0
Emergency shelter, including hotel or motel paid for with emergency shelter voucher	0	0	0	0	0
Moved from one HOPWA funded project to HOPWA TH	0	0	0	0	0
Transitional housing for homeless persons (including homeless youth)	0	0	0	0	0
Staying or living with family, temporary tenure (e.g. room, apartment or house)	2	2	0	0	0
Staying or living with friends, temporary tenure (e.g. room, apartment or house)	0	0	0	0	0
Place not meant for habitation (e.g., a vehicle, an abandoned building, bus/train/subway station/airport or anywhere outside)	0	0	0	0	0
Safe Haven	0	0	0	0	0
Hotel or motel paid for without emergency shelter voucher	0	0	0	0	0
Host Home (non-crisis)	0	0	0	0	0
Subtotal	2	2	0	0	0
Foster care home or group foster care home	0	0	0	0	0
Psychiatric hospital or other psychiatric facility	0	0	0	0	0
Substance abuse treatment facility or detox center	0	0	0	0	0
Hospital or other residential non-psychiatric medical facility	0	0	0	0	0
Jail, prison, or juvenile detention facility	0	0	0	0	0
Long-term care facility or nursing home	0	0	0	0	0
Subtotal	0	0	0	0	0
Residential project or halfway house with no homeless criteria	0	0	0	0	0
Deceased	0	0	0	0	0
Other	0	0	0	0	0
Client Doesn't Know/Client Refused	0	0	0	0	0
Data Not Collected (no exit interview completed)	0	0	0	0	0
Subtotal	0	0	0	0	0
Total	18	18	0	0	0
Total persons exiting to positive housing destinations	6	6	0	0	0
Total persons whose destinations excluded them from the calculation	0	0	0	0	0
Percentage	-	-	-	-	-

Q24: Homelessness Prevention Housing Assessment at Exit

	Total	Without Children	With Children and Adults	With Only Children	Unknown Household Type
Able to maintain the housing they had at project start--Without a subsidy	4	4	0	0	0
Able to maintain the housing they had at project start--With the subsidy they had at project start	5	5	0	0	0
Able to maintain the housing they had at project start--With an on-going subsidy acquired since project start	1	1	0	0	0
Able to maintain the housing they had at project start--Only with financial assistance other than a subsidy	0	0	0	0	0
Moved to new housing unit--With on-going subsidy	0	0	0	0	0
Moved to new housing unit--Without an on-going subsidy	0	0	0	0	0
Moved in with family/friends on a temporary basis	0	0	0	0	0
Moved in with family/friends on a permanent basis	0	0	0	0	0
Moved to a transitional or temporary housing facility or program	0	0	0	0	0
Client became homeless - moving to a shelter or other place unfit for human habitation	0	0	0	0	0
Client went to jail/prison	0	0	0	0	0
Client died	0	0	0	0	0
Client doesn't know/Client refused	0	0	0	0	0
Data not collected (no exit interview completed)	0	0	0	0	0
Total	10	10	0	0	0

Q25a: Number of Veterans

	Total	Without Children	With Children and Adults	Unknown Household Type
Chronically Homeless Veteran	3	3	0	0
Non-Chronically Homeless Veteran	17	17	0	0
Not a Veteran	24	11	13	0
Client Doesn't Know/Client Refused	0	0	0	0
Data Not Collected	53	24	29	0
Total	97	55	42	0

Q26b: Number of Chronically Homeless Persons by Household

	Total	Without Children	With Children and Adults	With Only Children	Unknown Household Type
Chronically Homeless	3	3	0	0	0
Not Chronically Homeless	146	47	99	0	0
Client Doesn't Know/Client Refused	0	0	0	0	0
Data Not Collected	6	5	1	0	0
Total	155	55	100	0	0

ATTACHMENTS

Attachment 2

Integrated Disbursement & Information System (IDIS) Reports: PR01, PR03, PR22, PR23, PR26, PR33, PR91

U.S. DEPARTMENT OF HOUSING AND URBAN
DEVELOPMENT
OFFICE OF COMMUNITY PLANNING AND DEVELOPMENT
PR01 - HUD Grants and Program Income

DATE: 9/23/2021
TIME: 6:39:35 PM
PAGE: 1/2

IDIS

Program	Fund Type	Grantee Name	Grantee State Code	Grant Year	Grant Number	Authorized Amount	Suballocated Amount	Amount Committed to Activities	Net Drawn Amount	FY YTD Net Draw Amount	Available to Commit	Available to Draw	Recapture Amount			
CDBG	EN	MORENO VALLEY	CA	1988	B88MC060567	\$399,000.00	\$0.00	\$399,000.00	\$399,000.00	\$0.00	\$0.00	\$0.00	\$0.00			
				1989	B89MC060567	\$415,000.00	\$0.00	\$415,000.00	\$415,000.00	\$0.00	\$0.00	\$0.00	\$0.00	\$0.00		
				1990	B90MC060567	\$500,556.00	\$0.00	\$500,556.00	\$500,556.00	\$0.00	\$0.00	\$0.00	\$0.00	\$0.00	\$0.00	
				1991	B91MC060567	\$496,000.00	\$0.00	\$496,000.00	\$496,000.00	\$0.00	\$0.00	\$0.00	\$0.00	\$0.00	\$0.00	
				1992	B92MC060567	\$603,000.00	\$0.00	\$603,000.00	\$603,000.00	\$0.00	\$0.00	\$0.00	\$0.00	\$0.00	\$0.00	\$0.00
				1993	B93MC060567	\$1,016,000.00	\$0.00	\$1,016,000.00	\$1,016,000.00	\$0.00	\$0.00	\$0.00	\$0.00	\$0.00	\$0.00	\$0.00
				1994	B94MC060567	\$1,106,000.00	\$0.00	\$1,106,000.00	\$1,106,000.00	\$0.00	\$0.00	\$0.00	\$0.00	\$0.00	\$0.00	\$0.00
				1995	B95MC060567	\$1,583,000.00	\$0.00	\$1,583,000.00	\$1,583,000.00	\$0.00	\$0.00	\$0.00	\$0.00	\$0.00	\$0.00	\$0.00
				1996	B96MC060567	\$1,553,000.00	\$0.00	\$1,553,000.00	\$1,553,000.00	\$0.00	\$0.00	\$0.00	\$0.00	\$0.00	\$0.00	\$0.00
				1997	B97MC060567	\$1,529,000.00	\$0.00	\$1,529,000.00	\$1,529,000.00	\$0.00	\$0.00	\$0.00	\$0.00	\$0.00	\$0.00	\$0.00
				1998	B98MC060567	\$1,477,000.00	\$0.00	\$1,477,000.00	\$1,477,000.00	\$0.00	\$0.00	\$0.00	\$0.00	\$0.00	\$0.00	\$0.00
				1999	B99MC060567	\$1,487,000.00	\$0.00	\$1,487,000.00	\$1,487,000.00	\$0.00	\$0.00	\$0.00	\$0.00	\$0.00	\$0.00	\$0.00
				2000	B00MC060567	\$1,487,000.00	\$0.00	\$1,487,000.00	\$1,487,000.00	\$0.00	\$0.00	\$0.00	\$0.00	\$0.00	\$0.00	\$0.00
				2001	B01MC060567	\$1,548,000.00	\$0.00	\$1,548,000.00	\$1,548,000.00	\$0.00	\$0.00	\$0.00	\$0.00	\$0.00	\$0.00	\$0.00
				2002	B02MC060567	\$1,486,000.00	\$0.00	\$1,486,000.00	\$1,486,000.00	\$0.00	\$0.00	\$0.00	\$0.00	\$0.00	\$0.00	\$0.00
				2003	B03MC060567	\$2,114,000.00	\$0.00	\$2,114,000.00	\$2,114,000.00	\$0.00	\$0.00	\$0.00	\$0.00	\$0.00	\$0.00	\$0.00
				2004	B04MC060567	\$2,082,000.00	\$0.00	\$2,082,000.00	\$2,082,000.00	\$0.00	\$0.00	\$0.00	\$0.00	\$0.00	\$0.00	\$0.00
				2005	B05MC060567	\$1,984,308.00	\$0.00	\$1,984,308.00	\$1,984,308.00	\$0.00	\$0.00	\$0.00	\$0.00	\$0.00	\$0.00	\$0.00
				2006	B06MC060567	\$1,802,216.00	\$0.00	\$1,802,216.00	\$1,802,216.00	\$0.00	\$0.00	\$0.00	\$0.00	\$0.00	\$0.00	\$0.00
				2007	B07MC060567	\$1,822,049.00	\$0.00	\$1,822,049.00	\$1,822,049.00	\$0.00	\$0.00	\$0.00	\$0.00	\$0.00	\$0.00	\$0.00
				2008	B08MC060567	\$1,764,616.00	\$0.00	\$1,764,616.00	\$1,764,616.00	\$0.00	\$0.00	\$0.00	\$0.00	\$0.00	\$0.00	\$0.00
				2009	B09MC060567	\$1,793,917.00	\$0.00	\$1,793,917.00	\$1,793,917.00	\$0.00	\$0.00	\$0.00	\$0.00	\$0.00	\$0.00	\$0.00
				2010	B10MC060567	\$1,941,611.00	\$0.00	\$1,941,611.00	\$1,941,611.00	\$0.00	\$0.00	\$0.00	\$0.00	\$0.00	\$0.00	\$0.00
				2011	B11MC060567	\$1,618,700.00	\$0.00	\$1,618,700.00	\$1,618,700.00	\$0.00	\$0.00	\$0.00	\$0.00	\$0.00	\$0.00	\$0.00
				2012	B12MC060567	\$1,858,467.00	\$0.00	\$1,858,467.00	\$1,858,467.00	\$0.00	\$0.00	\$0.00	\$0.00	\$0.00	\$0.00	\$0.00
				2013	B13MC060567	\$1,915,206.00	\$0.00	\$1,915,206.00	\$1,915,206.00	\$0.00	\$0.00	\$0.00	\$0.00	\$0.00	\$0.00	\$0.00
				2014	B14MC060567	\$1,970,284.00	\$0.00	\$1,970,284.00	\$1,970,284.00	\$0.00	\$0.00	\$0.00	\$0.00	\$0.00	\$0.00	\$0.00
				2015	B15MC060567	\$2,020,124.00	\$0.00	\$2,020,124.00	\$2,020,124.00	\$0.00	\$0.00	\$0.00	\$0.00	\$0.00	\$0.00	\$0.00
				2016	B16MC060567	\$1,932,762.00	\$0.00	\$1,932,762.00	\$1,932,762.00	\$0.00	\$0.00	\$0.00	\$0.00	\$0.00	\$0.00	\$0.00
				2017	B17MC060567	\$1,940,916.00	\$0.00	\$1,920,029.23	\$1,771,652.42	\$298,350.54	\$20,886.77	\$169,263.58	\$0.00	\$0.00	\$0.00	\$0.00
2018	B18MC060567	\$2,100,293.00	\$0.00	\$2,100,293.00	\$1,934,367.92	\$0.00	\$0.00	\$165,925.08	\$0.00	\$0.00	\$0.00	\$0.00				
2019	B19MC060567	\$2,082,025.00	\$0.00	\$2,075,600.94	\$1,659,079.75	\$302,284.55	\$6,424.06	\$422,945.25	\$0.00	\$0.00	\$0.00	\$0.00				
2020	B20MC060567	\$2,035,315.00	\$0.00	\$1,499,557.16	\$662,448.87	\$662,448.87	\$535,757.84	\$1,372,866.13	\$0.00	\$0.00	\$0.00	\$0.00				
		MORENO VALLEY :				\$51,464,365.00	\$0.00	\$50,901,296.33	\$49,333,364.96	\$1,263,083.96	\$563,068.67	\$2,131,000.04	\$0.00			
		EN Subtotal:				\$51,464,365.00	\$0.00	\$50,901,296.33	\$49,333,364.96	\$1,263,083.96	\$563,068.67	\$2,131,000.04	\$0.00			
PI	EN	MORENO VALLEY	CA	1997	B97MC060567	\$12,761.64	\$0.00	\$12,761.64	\$12,761.64	\$0.00	\$0.00	\$0.00	\$0.00			
				2004	B04MC060567	\$940.00	\$0.00	\$940.00	\$940.00	\$0.00	\$0.00	\$0.00	\$0.00	\$0.00		
				2005	B05MC060567	\$19,063.58	\$0.00	\$19,063.58	\$19,063.58	\$0.00	\$0.00	\$0.00	\$0.00	\$0.00		
				2006	B06MC060567	\$20,882.30	\$0.00	\$20,882.30	\$20,882.30	\$0.00	\$0.00	\$0.00	\$0.00	\$0.00		
				2007	B07MC060567	\$1,370.94	\$0.00	\$1,370.94	\$1,370.94	\$0.00	\$0.00	\$0.00	\$0.00	\$0.00		
				2008	B08MC060567	\$2,602.88	\$0.00	\$2,602.88	\$2,602.88	\$0.00	\$0.00	\$0.00	\$0.00	\$0.00		
				2009	B09MC060567	\$2,312.62	\$0.00	\$2,312.62	\$2,312.62	\$0.00	\$0.00	\$0.00	\$0.00	\$0.00		
				2010	B10MC060567	\$3,697.00	\$0.00	\$3,697.00	\$3,697.00	\$0.00	\$0.00	\$0.00	\$0.00	\$0.00		
				2013	B13MC060567	\$6,216.64	\$0.00	\$6,216.64	\$6,216.64	\$0.00	\$0.00	\$0.00	\$0.00	\$0.00		
				2014	B14MC060567	\$89,985.72	\$0.00	\$89,985.72	\$89,985.72	\$0.00	\$0.00	\$0.00	\$0.00	\$0.00		
				2016	B16MC060567	\$65,650.68	\$0.00	\$65,650.68	\$65,650.68	\$0.00	\$0.00	\$0.00	\$0.00	\$0.00		
		MORENO VALLEY :				\$225,484.00	\$0.00	\$225,484.00	\$225,484.00	\$0.00	\$0.00	\$0.00				
		PI Subtotal:				\$225,484.00	\$0.00	\$225,484.00	\$225,484.00	\$0.00	\$0.00	\$0.00				
CDBG-R	EN	MORENO VALLEY	CA	2009	B09MY060567	\$479,290.86	\$0.00	\$479,290.86	\$479,290.86	\$0.00	\$0.00	\$0.00	\$0.00			
					MORENO VALLEY :			\$479,290.86	\$0.00	\$479,290.86	\$479,290.86	\$0.00	\$0.00	\$0.00		
		EN Subtotal:				\$479,290.86	\$0.00	\$479,290.86	\$479,290.86	\$0.00	\$0.00	\$0.00				
HOME	EN	MORENO VALLEY	CA	1995	M95MC060551	\$500,000.00	\$125,000.00	\$375,000.00	\$375,000.00	\$0.00	\$0.00	\$0.00	\$0.00			
				1996	M96MC060551	\$375,000.00	\$93,750.00	\$281,250.00	\$281,250.00	\$0.00	\$0.00	\$0.00	\$0.00			
				1997	M97MC060551	\$385,000.00	\$96,250.00	\$288,750.00	\$288,750.00	\$0.00	\$0.00	\$0.00	\$0.00			
				1998	M98MC060551	\$383,000.00	\$95,750.00	\$287,250.00	\$287,250.00	\$0.00	\$0.00	\$0.00	\$0.00			
				1999	M99MC060551	\$413,000.00	\$103,250.00	\$309,750.00	\$309,750.00	\$0.00	\$0.00	\$0.00	\$0.00			
				2000	M00MC060551	\$412,000.00	\$103,000.00	\$309,000.00	\$309,000.00	\$0.00	\$0.00	\$0.00	\$0.00			

U.S. DEPARTMENT OF HOUSING AND URBAN
DEVELOPMENT
OFFICE OF COMMUNITY PLANNING AND DEVELOPMENT
PR01 - HUD Grants and Program Income

DATE: 9/23/2021
TIME: 6:39:35 PM
PAGE: 2/2

IDIS

Program	Fund Type	Grantee Name	Grantee State Code	Grant Year	Grant Number	Authorized Amount	Suballocated Amount	Amount Committed to Activities	Net Drawn Amount	FY YTD Net Draw Amount	Available to Commit	Available to Draw	Recapture Amount				
HOME	EN	MORENO VALLEY	CA	2001	M01MC060551	\$459,000.00	\$114,750.00	\$344,250.00	\$344,250.00	\$0.00	\$0.00	\$0.00	\$0.00				
				2002	M02MC060551	\$457,000.00	\$114,250.00	\$342,750.00	\$342,750.00	\$0.00	\$0.00	\$0.00	\$0.00	\$0.00			
				2003	M03MC060551	\$698,335.00	\$174,583.75	\$523,751.25	\$523,751.25	\$0.00	\$0.00	\$0.00	\$0.00	\$0.00	\$0.00		
				2004	M04MC060551	\$694,928.00	\$173,732.00	\$521,196.00	\$521,196.00	\$0.00	\$0.00	\$0.00	\$0.00	\$0.00	\$0.00		
				2005	M05MC060551	\$673,958.00	\$164,590.50	\$509,367.50	\$509,367.50	\$0.00	\$0.00	\$0.00	\$0.00	\$0.00	\$0.00		
				2006	M06MC060551	\$631,222.00	\$155,860.00	\$475,362.00	\$475,362.00	\$0.00	\$0.00	\$0.00	\$0.00	\$0.00	\$0.00		
				2007	M07MC060551	\$627,682.00	\$154,975.00	\$472,707.00	\$472,707.00	\$0.00	\$0.00	\$0.00	\$0.00	\$0.00	\$0.00		
				2008	M08MC060551	\$602,756.00	\$149,903.00	\$452,853.00	\$452,853.00	\$0.00	\$0.00	\$0.00	\$0.00	\$0.00	\$0.00		
				2009	M09MC060551	\$666,444.00	\$166,611.00	\$499,833.00	\$499,833.00	\$0.00	\$0.00	\$0.00	\$0.00	\$0.00	\$0.00		
				2010	M10MC060551	\$666,589.00	\$166,647.25	\$499,941.75	\$499,941.75	\$0.00	\$0.00	\$0.00	\$0.00	\$0.00	\$0.00		
				2011	M11MC060551	\$588,285.00	\$147,071.25	\$441,213.75	\$441,213.75	\$0.00	\$0.00	\$0.00	\$0.00	\$0.00	\$0.00		
				2012	M12MC060551	\$468,974.00	\$117,243.50	\$351,730.50	\$351,730.50	\$0.00	\$0.00	\$0.00	\$0.00	\$0.00	\$0.00		
				2013	M13MC060551	\$216,843.00	\$123,314.75	\$93,528.25	\$93,528.25	\$0.00	\$0.00	\$0.00	\$0.00	\$0.00	\$0.00		
				2014	M14MC060551	\$537,769.00	\$134,442.25	\$403,326.75	\$391,179.75	\$0.00	\$0.00	\$12,147.00	\$0.00	\$12,147.00	\$0.00		
				2015	M15MC060551	\$516,846.00	\$129,211.50	\$387,634.50	\$317,598.48	\$224,087.03	\$0.00	\$70,036.02	\$0.00	\$70,036.02	\$0.00		
				2016	M16MC060551	\$530,093.00	\$132,523.25	\$397,569.75	\$206,786.38	\$198,182.26	\$0.00	\$190,783.37	\$0.00	\$190,783.37	\$0.00		
				2017	M17MC060551	\$533,301.00	\$133,325.25	\$399,975.75	\$0.00	\$0.00	\$0.00	\$399,975.75	\$0.00	\$399,975.75	\$0.00		
				2018	M18MC060551	\$744,392.00	\$186,098.00	\$71,587.64	\$0.00	\$0.00	\$486,706.36	\$558,294.00	\$0.00	\$558,294.00	\$0.00		
				2019	M19MC060551	\$474,166.00	\$168,041.50	\$0.00	\$0.00	\$0.00	\$306,124.50	\$306,124.50	\$0.00	\$306,124.50	\$0.00		
				2020	M20MC060551	\$692,227.00	\$173,082.55	\$0.00	\$0.00	\$0.00	\$519,144.45	\$519,144.45	\$0.00	\$519,144.45	\$0.00		
				MORENO VALLEY :						\$13,928,610.00	\$3,592,256.30	\$9,024,378.39	\$8,279,848.61	\$422,269.29	\$1,311,975.31	\$2,056,505.09	\$0.00
				EN Subtotal:						\$13,928,610.00	\$3,592,256.30	\$9,024,378.39	\$8,279,848.61	\$422,269.29	\$1,311,975.31	\$2,056,505.09	\$0.00
				RL	MORENO VALLEY	CA	2002	M02MC060551	\$0.00	\$0.00	\$0.00	\$0.00	\$0.00	\$0.00	\$0.00	\$0.00	\$0.00
MORENO VALLEY :							\$0.00	\$0.00	\$0.00	\$0.00	\$0.00	\$0.00	\$0.00				
RL Subtotal:						\$0.00	\$0.00	\$0.00	\$0.00	\$0.00	\$0.00	\$0.00	\$0.00				
PI	MORENO VALLEY	CA	2002	M02MC060551	\$671.00	\$0.00	\$671.00	\$671.00	\$0.00	\$0.00	\$0.00	\$0.00	\$0.00				
			2005	M05MC060551	\$15,554.19	\$0.00	\$15,554.19	\$15,554.19	\$0.00	\$0.00	\$0.00	\$0.00	\$0.00				
			2007	M07MC060551	\$28,502.65	\$0.00	\$28,502.65	\$28,502.65	\$0.00	\$0.00	\$0.00	\$0.00	\$0.00				
			2009	M09MC060551	\$7,624.40	\$0.00	\$7,624.40	\$7,624.40	\$0.00	\$0.00	\$0.00	\$0.00	\$0.00				
			2011	M11MC060551	\$10,346.00	\$0.00	\$10,346.00	\$10,346.00	\$0.00	\$0.00	\$0.00	\$0.00	\$0.00				
			2013	M13MC060551	\$8,024.40	\$0.00	\$8,024.40	\$8,024.40	\$0.00	\$0.00	\$0.00	\$0.00	\$0.00				
			2014	M14MC060551	\$288,966.82	\$0.00	\$288,966.82	\$288,966.82	\$0.00	\$0.00	\$0.00	\$0.00	\$0.00				
			2015	M15MC060551	\$511,065.15	\$30,326.67	\$480,738.48	\$480,738.48	\$0.00	\$0.00	\$0.00	\$0.00	\$0.00				
			2016	M16MC060551	\$17,050.20	\$0.00	\$17,050.20	\$17,050.20	\$0.00	\$0.00	\$0.00	\$0.00	\$0.00				
			2017	M17MC060551	\$82,954.09	\$8,295.41	\$74,658.68	\$74,658.68	\$0.00	\$0.00	\$0.00	\$0.00	\$0.00				
			2018	M18MC060551	\$71,492.90	\$0.00	\$71,492.90	\$71,492.90	\$0.00	\$0.00	\$0.00	\$0.00	\$0.00				
			2019	M19MC060551	\$75,528.48	\$0.00	\$75,528.48	\$75,528.48	\$75,528.48	\$0.00	\$0.00	\$0.00	\$0.00				
			MORENO VALLEY :						\$1,117,780.28	\$38,622.08	\$1,079,158.20	\$1,079,158.20	\$75,528.48	\$0.00	\$0.00		
PI Subtotal:						\$1,117,780.28	\$38,622.08	\$1,079,158.20	\$1,079,158.20	\$75,528.48	\$0.00	\$0.00					
PA	MORENO VALLEY	CA	2015	M15MC060551	\$30,326.67	\$0.00	\$30,326.67	\$30,326.67	\$0.00	\$0.00	\$0.00	\$0.00					
			2017	M17MC060551	\$8,295.41	\$0.00	\$8,295.41	\$8,295.41	\$0.00	\$0.00	\$0.00	\$0.00	\$0.00				
MORENO VALLEY :						\$38,622.08	\$0.00	\$38,622.08	\$38,622.08	\$0.00	\$0.00	\$0.00					
PA Subtotal:						\$38,622.08	\$0.00	\$38,622.08	\$38,622.08	\$0.00	\$0.00	\$0.00					
IU	MORENO VALLEY	CA	2019	M19MC060551	\$263,000.00	\$0.00	\$263,000.00	\$263,000.00	\$263,000.00	\$0.00	\$0.00	\$0.00					
			MORENO VALLEY :						\$263,000.00	\$0.00	\$263,000.00	\$263,000.00	\$0.00	\$0.00			
IU Subtotal:						\$263,000.00	\$0.00	\$263,000.00	\$263,000.00	\$0.00	\$0.00	\$0.00					
HPRP	EN	MORENO VALLEY	CA	2009	S09MY060567	\$732,872.00	\$0.00	\$732,872.00	\$732,872.00	\$0.00	\$0.00	\$0.00					
				MORENO VALLEY :						\$732,872.00	\$0.00	\$732,872.00	\$732,872.00	\$0.00	\$0.00		
EN Subtotal:						\$732,872.00	\$0.00	\$732,872.00	\$732,872.00	\$0.00	\$0.00	\$0.00					
GRANTEE						\$68,250,024.22	\$3,630,878.38	\$62,744,101.86	\$60,431,640.71	\$2,023,881.73	\$1,875,043.98	\$4,187,505.13	\$0.00				

U.S. DEPARTMENT OF HOUSING AND URBAN
DEVELOPMENT
OFFICE OF COMMUNITY PLANNING AND DEVELOPMENT
PR01 - HUD Grants and Program Income

DATE: 9/23/2021
TIME: 6:40:43 PM
PAGE: 1/1

IDIS

Program	Fund Type	Grantee Name	Grantee State Code	Grant Year	Grant Number	Authorized Amount	Suballocated Amount	Amount Committed to Activities	Net Drawn Amount	FY YTD Net Draw Amount	Available to Commit	Available to Draw	Recapture Amount
CDBG	EN	MORENO VALLEY	CA	2020	B20MW060567	\$2,293,351.00	\$0.00	\$1,612,659.00	\$1,080,637.19	\$705,349.19	\$680,692.00	\$1,212,713.81	\$0.00
					MORENO VALLEY :	\$2,293,351.00	\$0.00	\$1,612,659.00	\$1,080,637.19	\$705,349.19	\$680,692.00	\$1,212,713.81	\$0.00
		EN Subtotal:				\$2,293,351.00	\$0.00	\$1,612,659.00	\$1,080,637.19	\$705,349.19	\$680,692.00	\$1,212,713.81	\$0.00
GRANTEI						\$2,293,351.00	\$0.00	\$1,612,659.00	\$1,080,637.19	\$705,349.19	\$680,692.00	\$1,212,713.81	\$0.00



U.S. Department of Housing and Urban Development
 Office of Community Planning and Development
 Integrated Disbursement and Information System

Date: 22-Sep-2021
 Time: 19:50
 Page: 1

CDBG Activity Summary Report (GPR) for Program Year 2020
 MORENO VALLEY

PGM Year: 2017
Project: 0027 - TRAFFIC SIGNAL PROJECT AT ALESSANDRO BLVD. AND GRANT ST.
IDIS Activity: 944 - Traffic Signal at Alessandro Blvd and Grant St (CONSTRUCTION PHASE)
Status: Completed 8/17/2020 10:59:51 AM **Objective:** Create suitable living environments
Location: 14177 Frederick St 14177 Frederick St Moreno Valley, CA 92553-9014 **Outcome:** Availability/accessibility
Matrix Code: Street Improvements (03K) **National Objective:** LMA

Activity to prevent, prepare for, and respond to Coronavirus: No

Initial Funding Date: 06/07/2018

Description:
 The project involves the Installation of new traffic signal and related street improvements for the intersection located at Alessandro Boulevard and Grant Street within the CDBG Target Area. CDBG Fund for this activity will be utilized for Construction Costs.

Financing

	Fund Type	Grant Year	Grant	Funded Amount	Drawn In Program Year	Drawn Thru Program Year
CDBG	EN	2017	B17MC060567	\$330,000.00	\$0.00	\$330,000.00
Total	Total			\$330,000.00	\$0.00	\$330,000.00

Proposed Accomplishments

Total Population in Service Area: 85,650
 Census Tract Percent Low / Mod: 63.93

Annual Accomplishments

Years	Accomplishment Narrative	# Benefitting
2017	Right of Way dedication was obtained and recorded on July 13, 2018. Design is scheduled to be completed by the end of August 2018. Construction is scheduled to begin in the fall of 2018.	
2019	An installation of a new traffic signal and related street improvements were completed at an intersection within the CDBG Target Area. A Notice of Completion was filed on April 29, 2020. This activity has enhanced the access, mobility and overall safety at the intersection for all roadway users.	



U.S. Department of Housing and Urban Development
 Office of Community Planning and Development
 Integrated Disbursement and Information System
 CDBG Activity Summary Report (GPR) for Program Year 2020
 MORENO VALLEY

Date: 22-Sep-2021
 Time: 19:50
 Page: 2

PGM Year: 2017
Project: 0054 - CDBG MAIN LIBRARY ADA IMPROVEMENTS
IDIS Activity: 945 - Main Library ADA Improvements

Status: Completed 6/30/2021 12:00:00 AM
Location: 25480 Alessandro Blvd Moreno Valley, CA 92553-4318
Objective: Create suitable living environments
Outcome: Availability/accessibility
Matrix Code: Other Public Improvements Not Listed
National Objective: LMC in 03A-03S (03Z)

Activity to prevent, prepare for, and respond to Coronavirus: No

Initial Funding Date: 06/07/2018

Description:

This capital improvement project will fund the recommended Americans with Disabilities Act (ADA) corrections provided by the City's accessibility consultant Disability Access Consultants (DAC) in reference to the Library facility. Improvements will include parking lot upgrades to the curb ramps (slopes and warning strips), passenger loading zones (warning strips, access aisle), parking stalls (slopes, signing and striping), path of travel (sidewalks, patios and warning strips), stairs (Installation of stairway and compliant handrail, treads, etc.) and ramps to the entrance of the building (length and width modifications & handrails). Additionally, included are improvements of restrooms which are in need of upgrades to the height and distance of the sinks, toilets, counters, partitions, etc, and installation of accessible lockers.

Financing

	Fund Type	Grant Year	Grant	Funded Amount	Drawn In Program Year	Drawn Thru Program Year
CDBG	EN	Pre-2015		\$7,994.35	\$0.00	\$0.00
		2012	B12MC060567		\$0.00	\$258.78
		2014	B14MC060567		\$0.00	\$7,735.57
		2016	B16MC060567	\$21,003.56	\$0.00	\$21,003.56
		2017	B17MC060567	\$115,051.51	\$79,113.23	\$115,051.51
Total	Total			\$144,049.42	\$79,113.23	\$144,049.42

Proposed Accomplishments

People (General) : 300

Actual Accomplishments

Number assisted:

	Owner		Renter		Total		Person	
	Total	Hispanic	Total	Hispanic	Total	Hispanic	Total	Hispanic
White:	0	0	0	0	0	0	187	78
Black/African American:	0	0	0	0	0	0	98	62
Asian:	0	0	0	0	0	0	0	0
American Indian/Alaskan Native:	0	0	0	0	0	0	0	0
Native Hawaiian/Other Pacific Islander:	0	0	0	0	0	0	0	0
American Indian/Alaskan Native & White:	0	0	0	0	0	0	0	0



U.S. Department of Housing and Urban Development
 Office of Community Planning and Development
 Integrated Disbursement and Information System
 CDBG Activity Summary Report (GPR) for Program Year 2020
 MORENO VALLEY

Date: 22-Sep-2021
 Time: 19:50
 Page: 3

Asian White:	0	0	0	0	0	0	0	0
Black/African American & White:	0	0	0	0	0	0	0	0
American Indian/Alaskan Native & Black/African American:	0	0	0	0	0	0	0	0
Other multi-racial:	0	0	0	0	0	0	170	108
Asian/Pacific Islander:	0	0	0	0	0	0	0	0
Hispanic:	0	0	0	0	0	0	0	0
Total:	0	0	0	0	0	0	455	248
Female-headed Households:	0		0		0			

Income Category:

	Owner	Renter	Total	Person
Extremely Low	0	0	0	0
Low Mod	0	0	0	455
Moderate	0	0	0	0
Non Low Moderate	0	0	0	0
Total	0	0	0	455
Percent Low/Mod				100.0%

Annual Accomplishments

Years	Accomplishment Narrative	# Benefitting
2019	The City has completed phase 1 of the exterior ADA improvements of the Main Library. Phase 1 included the front parking lot of the building. A Notice of Completion was filed on April 27, 2020. The City is now working towards completing phase 2, the rear parking lot of the building. We are in the Request for Proposal (RFP) process.	
2020	Phase 2 of the parking lot construction was completed on February 23, 2021. Inspection of work has been approved by Building and Safety Department and Land Development. Contractor has been fully paid and Notice of Completion filed with the County of Riverside on March 16, 2021.	



U.S. Department of Housing and Urban Development
 Office of Community Planning and Development
 Integrated Disbursement and Information System
 CDBG Activity Summary Report (GPR) for Program Year 2020
 MORENO VALLEY

Date: 22-Sep-2021
 Time: 19:50
 Page: 4

PGM Year: 2017
Project: 0020 - CYCLE 7 ADA PEDESTRIAN ACCESS RAMPS (DESIGN & CONSTRUCTION)
IDIS Activity: 946 - Cycle 7 ADA Access Ramp - 1 - Champlain St/Ironwood Av

Status: Completed 11/25/2020 5:26:08 PM **Objective:** Create suitable living environments
Location: 14177 Frederick St CA Moreno Valley, CA 92553-9014 **Outcome:** Availability/accessibility
Matrix Code: Other Public Improvements Not Listed **National Objective:** LMC
 in 03A-03S (03Z)

Activity to prevent, prepare for, and respond to Coronavirus: No

Initial Funding Date: 08/27/2018

Description:
 Cycle 7 ADA Access Ramp - 1 -Champlain StIronwood Av

Financing

	Fund Type	Grant Year	Grant	Funded Amount	Drawn In Program Year	Drawn Thru Program Year
CDBG	EN	2017	B17MC060567	\$26,560.97	\$0.00	\$26,560.97
Total	Total			\$26,560.97	\$0.00	\$26,560.97

Proposed Accomplishments
 Public Facilities : 500

Actual Accomplishments

Number assisted:

	Owner		Renter		Total		Person	
	Total	Hispanic	Total	Hispanic	Total	Hispanic	Total	Hispanic
White:	0	0	0	0	0	0		0
Black/African American:	0	0	0	0	0	0	0	0
Asian:	0	0	0	0	0	0	0	0
American Indian/Alaskan Native:	0	0	0	0	0	0	0	0
Native Hawaiian/Other Pacific Islander:	0	0	0	0	0	0	0	0
American Indian/Alaskan Native & White:	0	0	0	0	0	0	0	0
Asian White:	0	0	0	0	0	0	0	0
Black/African American & White:	0	0	0	0	0	0	0	0
American Indian/Alaskan Native & Black/African American:	0	0	0	0	0	0	0	0
Other multi-racial:	0	0	0	0	0	0	3,230	0
Asian/Pacific Islander:	0	0	0	0	0	0	0	0
Hispanic:	0	0	0	0	0	0	0	0
Total:	0	0	0	0	0	0	3,230	0



U.S. Department of Housing and Urban Development
 Office of Community Planning and Development
 Integrated Disbursement and Information System
 CDBG Activity Summary Report (GPR) for Program Year 2020
 MORENO VALLEY

Date: 22-Sep-2021
 Time: 19:50
 Page: 5

Female-headed Households:	0	0	0
<i>Income Category:</i>			
	Owner	Renter	Total
Extremely Low	0	0	0
Low Mod	0	0	0
Moderate	0	0	0
Non Low Moderate	0	0	0
Total	0	0	0
Percent Low/Mod	24.8%		

Annual Accomplishments

Years	Accomplishment Narrative	# Benefitting
2019	The design and construction of the Cycle 7 ADA Pedestrian Access Ramps was completed at the end of September 2019, and a Notice of Completion was filed November 25, 2019. Access ramps are located within the CDBG Target Areas, and were brought into compliance to meet current ADA requirements.	



U.S. Department of Housing and Urban Development
 Office of Community Planning and Development
 Integrated Disbursement and Information System
 CDBG Activity Summary Report (GPR) for Program Year 2020
 MORENO VALLEY

Date: 22-Sep-2021
 Time: 19:50
 Page: 6

PGM Year: 2017
Project: 0020 - CYCLE 7 ADA PEDESTRIAN ACCESS RAMPS (DESIGN & CONSTRUCTION)
IDIS Activity: 966 - CYCLE 7 ADA Access Ramp - 21 - Rundell Dr/ Cottonwood Av

Status: Completed 9/23/2020 6:14:48 PM Objective: Create suitable living environments
 Location: 14177 Frederick St Moreno Valley, CA 92553-9014 Outcome: Availability/accessibility
 Matrix Code: Other Public Improvements Not Listed in 03A-03S (03Z) National Objective: LMC

Activity to prevent, prepare for, and respond to Coronavirus: No

Initial Funding Date: 08/27/2018

Description:
 CYCLE 7 ADA Access Ramp - 21 - Rundell Dr Cottonwood Av

Financing

	Fund Type	Grant Year	Grant	Funded Amount	Drawn In Program Year	Drawn Thru Program Year
CDBG	EN	2017	B17MC060567	\$20,260.96	\$0.00	\$20,260.96
Total	Total			\$20,260.96	\$0.00	\$20,260.96

Proposed Accomplishments

Public Facilities : 500

Actual Accomplishments

Number assisted:

	Owner		Renter		Total		Person	
	Total	Hispanic	Total	Hispanic	Total	Hispanic	Total	Hispanic
White:	0	0	0	0	0	0		0
Black/African American:	0	0	0	0	0	0	0	0
Asian:	0	0	0	0	0	0	0	0
American Indian/Alaskan Native:	0	0	0	0	0	0	0	0
Native Hawaiian/Other Pacific Islander:	0	0	0	0	0	0	0	0
American Indian/Alaskan Native & White:	0	0	0	0	0	0	0	0
Asian White:	0	0	0	0	0	0	0	0
Black/African American & White:	0	0	0	0	0	0	0	0
American Indian/Alaskan Native & Black/African American:	0	0	0	0	0	0	0	0
Other multi-racial:	0	0	0	0	0	0	3,755	0
Asian/Pacific Islander:	0	0	0	0	0	0	0	0
Hispanic:	0	0	0	0	0	0	0	0
Total:	0	0	0	0	0	0	3,755	0



U.S. Department of Housing and Urban Development
 Office of Community Planning and Development
 Integrated Disbursement and Information System
 CDBG Activity Summary Report (GPR) for Program Year 2020
 MORENO VALLEY

Date: 22-Sep-2021
 Time: 19:50
 Page: 7

Female-headed Households:	0	0	0
<i>Income Category:</i>			
	Owner	Renter	Total
Extremely Low	0	0	0
Low Mod	0	0	0
Moderate	0	0	0
Non Low Moderate	0	0	0
Total	0	0	0
Percent Low/Mod	55.5%		

Annual Accomplishments

Years	Accomplishment Narrative	# Benefitting
2019	The design and construction of the Cycle 7 ADA Pedestrian Access Ramps was completed at the end of September 2019, and a Notice of Completion was filed November 25, 2019. Access ramps are located within the CDBG Target Areas, and were brought into compliance to meet current ADA requirements.	



U.S. Department of Housing and Urban Development
 Office of Community Planning and Development
 Integrated Disbursement and Information System
 CDBG Activity Summary Report (GPR) for Program Year 2020
 MORENO VALLEY

Date: 22-Sep-2021
 Time: 19:50
 Page: 8

PGM Year: 2018
Project: 0011 - 2018-19 THE SALVATION ARMY (CDBG Neighborhood Cleanup)
IDIS Activity: 987 - The Salvation Army- Neighborhood Cleanup (2018)

Status: Completed 8/17/2020 12:00:00 AM **Objective:** Create suitable living environments
Location: 14068 Graham St Moreno Valley, CA 92553-8830 **Outcome:** Sustainability
Matrix Code: Interim Assistance (06) **National Objective:** LMA

Activity to prevent, prepare for, and respond to Coronavirus: No

Initial Funding Date: 03/14/2019

Description:

The goal of this program is to provide employment to five individuals weekly for 90 days each. This requires identifying qualifying individuals, helping them obtain the necessary documents to be employable and transporting them to the work site while providing supervision of the work site.
 As a result of this program and the case management aspect, homeless individuals will have gained work experience, documentation necessary for employment, confidence to reenter the workforce and possibly permanent housing.
 The work that the homeless individuals will be doing includes clean-up of areas within the city of Moreno Valley.

Financing

	Fund Type	Grant Year	Grant	Funded Amount	Drawn In Program Year	Drawn Thru Program Year
CDBG	EN	2018	B18MC060567	\$30,000.00	\$0.00	\$30,000.00
Total	Total			\$30,000.00	\$0.00	\$30,000.00

Proposed Accomplishments

People (General) : 50
 Total Population in Service Area: 85,650
 Census Tract Percent Low / Mod: 63.93

Annual Accomplishments

Years	Accomplishment Narrative	# Benefitting
2018	As of June 2019 The Salvation Army has assisted 35 homeless individuals with part time employment.	
2019	As of January 2020 the Homeless to Work Program has assisted 23 homeless individuals with part time employment, and has provided 2,320 hours of neighborhood clean up services throughout the CDBG target area.	



U.S. Department of Housing and Urban Development
 Office of Community Planning and Development
 Integrated Disbursement and Information System
 CDBG Activity Summary Report (GPR) for Program Year 2020
 MORENO VALLEY

Date: 22-Sep-2021
 Time: 19:50
 Page: 9

PGM Year: 2018
Project: 0023 - 2018-19 UNIVERSITY ENTERPRISES CORP., IE SMALL BUSINESS DEV. CTR (SBDC)
IDIS Activity: 997 - 2018 University Enterprise Corp.- Small Business Development Center (SBDC)
Status: Completed 8/17/2020 11:00:02 AM **Objective:** Create economic opportunities
Location: 5500 University Pkwy San Bernardino, CA 92407-2318 **Outcome:** Availability/accessibility
Matrix Code: Micro-Enterprise Assistance (18C) **National Objective:** LMJ

Activity to prevent, prepare for, and respond to Coronavirus: No

Initial Funding Date: 05/16/2019

Description:

SBDC will provide business consulting and training to existing and start-up businesses and will create 10 low/moderate jobs, retain a minimum of 10 low/moderate jobs, provide local small businesses with 75 consultations, and train 90 persons as part of the business workshop.

Financing

	Fund Type	Grant Year	Grant	Funded Amount	Drawn In Program Year	Drawn Thru Program Year
CDBG	EN	2018	B18MC060567	\$11,155.52	\$0.00	\$11,155.52
Total	Total			\$11,155.52	\$0.00	\$11,155.52

Proposed Accomplishments

Jobs : 10

Actual Accomplishments

Number assisted:

	Owner		Renter		Total		Person	
	Total	Hispanic	Total	Hispanic	Total	Hispanic	Total	Hispanic
White:	0	0	0	0	0	0	5	0
Black/African American:	0	0	0	0	0	0	4	0
Asian:	0	0	0	0	0	0	0	0
American Indian/Alaskan Native:	0	0	0	0	0	0	0	0
Native Hawaiian/Other Pacific Islander:	0	0	0	0	0	0	0	0
American Indian/Alaskan Native & White:	0	0	0	0	0	0	0	0
Asian White:	0	0	0	0	0	0	0	0
Black/African American & White:	0	0	0	0	0	0	0	0
American Indian/Alaskan Native & Black/African American:	0	0	0	0	0	0	0	0
Other multi-racial:	0	0	0	0	0	0	2	0
Asian/Pacific Islander:	0	0	0	0	0	0	0	0
Hispanic:	0	0	0	0	0	0	0	0
Total:	0	0	0	0	0	0	11	0



U.S. Department of Housing and Urban Development
 Office of Community Planning and Development
 Integrated Disbursement and Information System
 CDBG Activity Summary Report (GPR) for Program Year 2020
 MORENO VALLEY

Date: 22-Sep-2021
 Time: 19:50
 Page: 10

Female-headed Households:	0	0	0	
<i>Income Category:</i>				
	Owner	Renter	Total	Person
Extremely Low	0	0	0	0
Low Mod	0	0	0	11
Moderate	0	0	0	0
Non Low Moderate	0	0	0	0
Total	0	0	0	11
Percent Low/Mod	100.0%			

Annual Accomplishments

Years	Accomplishment Narrative	# Benefiting
2019	The Small Business Development Center (SBDC) began the CDBG project in July 2019. They provided 25 workshops to the City of Moreno Valley residents, and 376.25 hours of counseling services to 179 clients, in which 77 of them were new/unduplicated individuals. SBDC assisted in creating 9 full time jobs and 2 part time jobs for low income individuals.	



U.S. Department of Housing and Urban Development
 Office of Community Planning and Development
 Integrated Disbursement and Information System
 CDBG Activity Summary Report (GPR) for Program Year 2020
 MORENO VALLEY

Date: 22-Sep-2021
 Time: 19:50
 Page: 11

PGM Year: 2018
Project: 0027 - Pavement Rehab for Two Project Areas
IDIS Activity: 999 - Pavement Rehab for Two Project Areas (2018)

Status: Completed 8/17/2020 11:00:59 AM
Location: 14177 Frederick St 14177 Frederick St Moreno Valley, CA 92553-9014
Objective: Create suitable living environments
Outcome: Availability/accessibility
Matrix Code: Street Improvements (03K) **National Objective:** LMA

Activity to prevent, prepare for, and respond to Coronavirus: No

Initial Funding Date: 08/07/2019

Description:

Financing

	Fund Type	Grant Year	Grant	Funded Amount	Drawn In Program Year	Drawn Thru Program Year
CDBG	EN	Pre-2015		\$269,932.00	\$0.00	\$0.00
		2012	B12MC060567		\$0.00	\$90,996.22
		2013	B13MC060567		\$0.00	\$178,677.00
		2014	B14MC060567		\$0.00	\$258.78
		2015	B15MC060567	\$218,723.00	\$0.00	\$218,723.00
		2016	B16MC060567	\$308,567.00	\$0.00	\$308,567.00
Total	Total			\$797,222.00	\$0.00	\$797,222.00

Proposed Accomplishments

People (General) : 6,820
 Total Population in Service Area: 9,595
 Census Tract Percent Low / Mod: 71.08

Annual Accomplishments

Years	Accomplishment Narrative	# Benefitting
2019	This project provided pavement rehabilitation to (2) two local streets within the City's HUD-CDBG Low/Mod Census Tract 2019 areas. This activity improved street pavement and extended the service life of the pavement while enhancing the safety and aesthetic appearance of various communities with the area. The project was completed in May 2020, and a Notice of Completion was filed on June 18, 2020.	



U.S. Department of Housing and Urban Development
 Office of Community Planning and Development
 Integrated Disbursement and Information System
 CDBG Activity Summary Report (GPR) for Program Year 2020
 MORENO VALLEY

Date: 22-Sep-2021
 Time: 19:50
 Page: 12

PGM Year: 2019
Project: 0024 - FLAMING ARROW STORM DRAIN 2019
IDIS Activity: 1014 - MV Public Works Div - Flaming Arrow Storm Drain 2019

Status: Open
Location: 14177 Frederick St Moreno Valley, CA 92553-9014
Objective: Create suitable living environments
Outcome: Availability/accessibility
Matrix Code: Street Improvements (03K) **National Objective:** LMA

Activity to prevent, prepare for, and respond to Coronavirus: No

Initial Funding Date: 12/20/2019

Description:

Sunnymead-Flaming Arrow Drive Storm Drain (Construction) The purpose of this project is to mitigate flooding that occurs in the vicinity of Saint Christopher Lane and Sweet Grass Drive, that experiences frequent flooding in the HUD-CDBG LowMod Census Tract 042521 area impacting homes, public streets, private properties, and parking areas. This project will mitigate existing flooding in the target area by constructing the extension of an existing storm drain system, Line M-11 in the Sunnymead Master Drainage Area. The project is comprised of the construction of a 1,200 linear feet long, 24-inch diameter reinforced concrete pipe (RCP) storm drain that will flow from the eastern terminus of Saint Christopher Lane south toward Bay Avenue where it will interconnect with existing 42-inch RCP Sunnymead Master Drainage Plan (MDP) Line M-11, just north of Bay Avenue. The storm drain will be designed to convey flows from a 10-year storm event to decrease flooding potential along the Saint Christopher Lane and adjoining properties.

Financing

	Fund Type	Grant Year	Grant	Funded Amount	Drawn In Program Year	Drawn Thru Program Year
CDBG	EN	2019	B19MC060567	\$250,000.00	\$237,516.78	\$237,516.78
Total	Total			\$250,000.00	\$237,516.78	\$237,516.78

Proposed Accomplishments

People (General) : 115
 Total Population in Service Area: 4,675
 Census Tract Percent Low / Mod: 51.87

Annual Accomplishments

Years	Accomplishment Narrative	# Benefitting
2019	The City of Moreno Valley Capital Projects Division went to bid on the Flaming Arrow Storm Drain project in June with no success. The Capital Projects Division will re-advertise the project for construction and will advise if more funding is needed.	



U.S. Department of Housing and Urban Development
 Office of Community Planning and Development
 Integrated Disbursement and Information System
 CDBG Activity Summary Report (GPR) for Program Year 2020
 MORENO VALLEY

Date: 22-Sep-2021
 Time: 19:50
 Page: 13

PGM Year: 2019
Project: 0017 - GRID ALTERNATIVES 2019
IDIS Activity: 1018 - Grid Alternatives - Solar Energy Assistance Program (2019)

Status: Open **Objective:** Create suitable living environments
Location: 12165 Indian St Moreno Valley, CA 92557-7217 **Outcome:** Sustainability
Matrix Code: Energy Efficiency Improvements (14F) **National Objective:** LMH

Activity to prevent, prepare for, and respond to Coronavirus: No

Initial Funding Date: 01/10/2020

Description:
 GRID Alternatives Inland Empire will install solar electric systems in Moreno Valley for 10 low-income homeowners earning no more than 80% of AMI. Additionally, \$ 25,000 of the awarded funds will provide roof repair to make homes solar ready for up to 5 of the qualified homeowners. These installations will be facilitated using GRID job trainee and volunteer participants. Each solar installation generates triple bottom line results: long-term financial benefits for low income families; hands on experience for trainees in the rapidly expanding field of solar installation; and environmental benefits by eliminating greenhouse gas emissions.

Financing

	Fund Type	Grant Year	Grant	Funded Amount	Drawn In Program Year	Drawn Thru Program Year
CDBG	EN	2019	B19MC060567	\$70,565.10	\$43,352.03	\$70,565.10
Total	Total			\$70,565.10	\$43,352.03	\$70,565.10

Proposed Accomplishments

Housing Units : 10

Actual Accomplishments

Number assisted:

	Owner		Renter		Total		Person	
	Total	Hispanic	Total	Hispanic	Total	Hispanic	Total	Hispanic
White:	6	6	0	0	6	6	0	0
Black/African American:	3	0	0	0	3	0	0	0
Asian:	1	1	0	0	1	1	0	0
American Indian/Alaskan Native:	0	0	0	0	0	0	0	0
Native Hawaiian/Other Pacific Islander:	0	0	0	0	0	0	0	0
American Indian/Alaskan Native & White:	0	0	0	0	0	0	0	0
Asian White:	0	0	0	0	0	0	0	0
Black/African American & White:	0	0	0	0	0	0	0	0
American Indian/Alaskan Native & Black/African American:	0	0	0	0	0	0	0	0
Other multi-racial:	0	0	0	0	0	0	0	0
Asian/Pacific Islander:	0	0	0	0	0	0	0	0



U.S. Department of Housing and Urban Development
 Office of Community Planning and Development
 Integrated Disbursement and Information System
 CDBG Activity Summary Report (GPR) for Program Year 2020
 MORENO VALLEY

Date: 22-Sep-2021
 Time: 19:50
 Page: 14

Hispanic:	0	0	0	0	0	0	0	0
Total:	10	7	0	0	10	7	0	0
Female-headed Households:	5		0		5			

Income Category:

	Owner	Renter	Total	Person
Extremely Low	1	0	1	0
Low Mod	3	0	3	0
Moderate	6	0	6	0
Non Low Moderate	0	0	0	0
Total	10	0	10	0
Percent Low/Mod	100.0%		100.0%	

Annual Accomplishments

Years	Accomplishment Narrative	# Benefitting
2019	GRID Alternatives successfully installed solar electric systems in Moreno Valley for 10 low and moderate income homeowners earning no more than 80% of AMI. participants.	



U.S. Department of Housing and Urban Development
 Office of Community Planning and Development
 Integrated Disbursement and Information System
 CDBG Activity Summary Report (GPR) for Program Year 2020
 MORENO VALLEY

Date: 22-Sep-2021
 Time: 19:50
 Page: 15

PGM Year: 2019
Project: 0020 - THE SALVATION ARMY HOMELESS TO WORK PROGRAM 2019
IDIS Activity: 1023 - The Salvation Army Homeless To Work Program (2019)

Status: Completed 6/30/2021 12:00:00 AM **Objective:** Create suitable living environments
Location: 14068 Graham St Moreno Valley, CA 92553-8830 **Outcome:** Availability/accessibility
Matrix Code: Interim Assistance (06) **National Objective:** LMA

Activity to prevent, prepare for, and respond to Coronavirus: No

Initial Funding Date: 04/20/2020

Description:

The Salvation Army Homeless to Work Program will provide community service to benefit the residents by beautifying and maintaining the City through Neighborhood Clean Up. The goal of this program is to provide a minimum of ninety days of clean-up, with employee groups of five, performing the clean-up each day. This requires identifying qualifying individuals, helping them obtain the necessary documents to be employable, and transporting them to the work site. In addition, The Salvation Army will be providing supervision of the work site. The project areas will be identified by The Salvation Army. The program employees will perform basic clean-up of vegetation and debris of areas within the City of Moreno Valleys HUD Low-Mod Census Tracts/Blocks 2019 Map.

Financing

	Fund Type	Grant Year	Grant	Funded Amount	Drawn In Program Year	Drawn Thru Program Year
CDBG	EN	2019	B19MC060567	\$28,010.84	\$21,415.74	\$28,010.84
Total	Total			\$28,010.84	\$21,415.74	\$28,010.84

Proposed Accomplishments

People (General) : 35,575
 Total Population in Service Area: 60,940
 Census Tract Percent Low / Mod: 68.58

Annual Accomplishments

Years	Accomplishment Narrative	# Benefitting
2019	The Salvation Army Homeless to Work Program will provide community service to benefit the residents by beautifying and maintaining the City through Neighborhood Clean Up. The project areas will be identified by The Salvation Army. The program employees will perform basic clean-up of vegetation and debris of areas within the City of Moreno Valleys HUD Low-Mod Census Tracts/Blocks 2019 Map.	
2020	Other accomplishments for this activity include 52 homeless individuals employed, working 126 days for a total of 1,637 hours.	



U.S. Department of Housing and Urban Development
 Office of Community Planning and Development
 Integrated Disbursement and Information System
 CDBG Activity Summary Report (GPR) for Program Year 2020
 MORENO VALLEY

Date: 22-Sep-2021
 Time: 19:50
 Page: 16

PGM Year: 2020
Project: 0021 - CV-CDBG PROGRAM ADMINISTRATION 2020
IDIS Activity: 1025 - CDBG-CV Program Administration

Status: Canceled 12/8/2020 6:56:48 PM
Objective:
Location: ,
Outcome:
Matrix Code: General Program Administration (21A) **National Objective:**

Activity to prevent, prepare for, and respond to Coronavirus: Yes

Initial Funding Date: 08/14/2020

Description:

Overall program administration, management, monitoring and evaluation to prevent, prepare for, and respond to the coronavirus (COVID-19).

Financing

No data returned for this view. This might be because the applied filter excludes all data.

Proposed Accomplishments

Actual Accomplishments

Number assisted:

	Owner		Renter		Total		Person	
	Total	Hispanic	Total	Hispanic	Total	Hispanic	Total	Hispanic
White:					0	0		
Black/African American:					0	0		
Asian:					0	0		
American Indian/Alaskan Native:					0	0		
Native Hawaiian/Other Pacific Islander:					0	0		
American Indian/Alaskan Native & White:					0	0		
Asian White:					0	0		
Black/African American & White:					0	0		
American Indian/Alaskan Native & Black/African American:					0	0		
Other multi-racial:					0	0		
Asian/Pacific Islander:					0	0		



U.S. Department of Housing and Urban Development
 Office of Community Planning and Development
 Integrated Disbursement and Information System
 CDBG Activity Summary Report (GPR) for Program Year 2020
 MORENO VALLEY

Date: 22-Sep-2021
 Time: 19:50
 Page: 17

Hispanic:	0	0	0	0	0	0	0
Total:	0	0	0	0	0	0	0
Female-headed Households:					0		

Income Category:

	Owner	Renter	Total	Person
Extremely Low			0	
Low Mod			0	
Moderate			0	
Non Low Moderate			0	
Total	0	0	0	0
Percent Low/Mod				

Annual Accomplishments
 No data returned for this view. This might be because the applied filter excludes all data.



U.S. Department of Housing and Urban Development
 Office of Community Planning and Development
 Integrated Disbursement and Information System
 CDBG Activity Summary Report (GPR) for Program Year 2020
 MORENO VALLEY

Date: 22-Sep-2021
 Time: 19:50
 Page: 18

PGM Year: 2020
Project: 0022 - CV-MOVAL MEALS 2020
IDIS Activity: 1026 - CDBG-CV MoVal Meals

Status: Canceled 8/27/2021 4:54:02 PM
Location: 14075 Frederick St Moreno Valley, CA 92553-9057
Objective: Create suitable living environments
Outcome: Availability/accessibility
Matrix Code: Health Services (05M) **National Objective:** LMC

Activity to prevent, prepare for, and respond to Coronavirus: Yes

Initial Funding Date: 08/18/2020

Description:
 In response to Coronavirus, the goal of the program is to have 500 care packages available to the most critical segment of Moreno Valleys population each week. These care packages will help in supplementing the daily food and grocery supplies for seniors and disabled residents who have been negatively affected by COVID-19. The need and project success will have fed over 1,556 eligible participants and kept part-time staff employed during the COVID-19 pandemic.

Financing
 No data returned for this view. This might be because the applied filter excludes all data.

Proposed Accomplishments

People (General) : 1,556

Actual Accomplishments

Number assisted:	Owner		Renter		Total		Person	
	Total	Hispanic	Total	Hispanic	Total	Hispanic	Total	Hispanic
White:	0	0	0	0	0	0		0
Black/African American:	0	0	0	0	0	0	0	0
Asian:	0	0	0	0	0	0	0	0
American Indian/Alaskan Native:	0	0	0	0	0	0	0	0
Native Hawaiian/Other Pacific Islander:	0	0	0	0	0	0	0	0
American Indian/Alaskan Native & White:	0	0	0	0	0	0	0	0
Asian White:	0	0	0	0	0	0	0	0
Black/African American & White:	0	0	0	0	0	0	0	0
American Indian/Alaskan Native & Black/African American:	0	0	0	0	0	0	0	0



U.S. Department of Housing and Urban Development
 Office of Community Planning and Development
 Integrated Disbursement and Information System
 CDBG Activity Summary Report (GPR) for Program Year 2020
 MORENO VALLEY

Date: 22-Sep-2021
 Time: 19:50
 Page: 19

Other multi-racial:	0	0	0	0	0	0	0	0
Asian/Pacific Islander:	0	0	0	0	0	0	0	0
Hispanic:	0	0	0	0	0	0	0	0
Total:	0	0	0	0	0	0	0	0

Female-headed Households: 0 0 0 0

Income Category:

	Owner	Renter	Total	Person
Extremely Low	0	0	0	0
Low Mod	0	0	0	0
Moderate	0	0	0	0
Non Low Moderate	0	0	0	0
Total	0	0	0	0
Percent Low/Mod				

Annual Accomplishments

Years	Accomplishment Narrative	# Benefiting
2020		



U.S. Department of Housing and Urban Development
 Office of Community Planning and Development
 Integrated Disbursement and Information System
 CDBG Activity Summary Report (GPR) for Program Year 2020
 MORENO VALLEY

Date: 22-Sep-2021
 Time: 19:50
 Page: 20

PGM Year: 2020
Project: 0025 - CV-Expand Public WIFI Network
IDIS Activity: 1027 - CDBG-CV Expand Public WIFI Network 2020

Status: Canceled 12/7/2020 5:08:18 PM
Location: 14177 Frederick St Moreno Valley, CA 92553-9014
Objective: Create suitable living environments
Outcome: Availability/accessibility
Matrix Code: Employment Training (05H) **National Objective:** LMA

Activity to prevent, prepare for, and respond to Coronavirus: Yes

Initial Funding Date: 08/25/2020

Description:

The goal of the project is to offer free, public Wi-Fi to residents so they can participate in basic societal services. Particularly, in response to COVID-19 unemployment and closed schools, the City seeks to respond to the situation by enabling residents to search and apply for jobs, and to participate in school online teaching programs. This grant will enable the Wi-Fi service at the Community and Recreation Center's Community Garden area, at the Cottonwood Golf Center banquet and meeting rooms, and the Senior Center.

Financing

No data returned for this view. This might be because the applied filter excludes all data.

Proposed Accomplishments

People (General) : 5,810

Annual Accomplishments

No data returned for this view. This might be because the applied filter excludes all data.



U.S. Department of Housing and Urban Development
 Office of Community Planning and Development
 Integrated Disbursement and Information System
 CDBG Activity Summary Report (GPR) for Program Year 2020
 MORENO VALLEY

Date: 22-Sep-2021
 Time: 19:50
 Page: 21

PGM Year: 2020
Project: 0024 - CV-FORWARD MOVAL SMALL BUSINESS GRANTS 2020
IDIS Activity: 1029 - CDBG-CV Forward MoVal Small Business Grants

Status: Canceled 12/8/2020 6:58:06 PM **Objective:** Create economic opportunities
Location: 12625 Frederick St Moreno Valley, CA 92553-5216 **Outcome:** Sustainability
 Matrix Code: ED Direct Financial Assistance to For-Profits (18A) **National Objective:** URG

Activity to prevent, prepare for, and respond to Coronavirus: Yes

Initial Funding Date: 10/05/2020

Description:
 Provides a one-time grant of \$7,500 to eligible small Moreno Valley businesses which were negatively impacted by the economic shutdown resulting from the COVID-19 pandemic either through loss of sales, lostreduced workforce, or temporary closure and to preserve jobs for Low and Moderate Income Moreno Valley residents.

Financing
 No data returned for this view. This might be because the applied filter excludes all data.

Proposed Accomplishments

Businesses : 45

Annual Accomplishments

No data returned for this view. This might be because the applied filter excludes all data.



U.S. Department of Housing and Urban Development
 Office of Community Planning and Development
 Integrated Disbursement and Information System
 CDBG Activity Summary Report (GPR) for Program Year 2020
 MORENO VALLEY

Date: 22-Sep-2021
 Time: 19:50
 Page: 22

PGM Year: 2020
Project: 0004 - CDBG PROGRAM ADMINISTRATION 2020
IDIS Activity: 1033 - CDBG Administration (2020)

Status: Completed 6/30/2021 12:00:00 AM
Location: ,
Objective:
Outcome:
Matrix Code: General Program Administration (21A) **National Objective:**

Activity to prevent, prepare for, and respond to Coronavirus: No

Initial Funding Date: 10/05/2020

Description:
 Comprehensive planning and administration of the CDBG program.

Financing

	Fund Type	Grant Year	Grant	Funded Amount	Drawn In Program Year	Drawn Thru Program Year
CDBG	EN	2020	B20MW060567	\$371,176.09	\$371,176.09	\$371,176.09
Total	Total			\$371,176.09	\$371,176.09	\$371,176.09

Proposed Accomplishments

Actual Accomplishments

Number assisted:

	Owner		Renter		Total		Person	
	Total	Hispanic	Total	Hispanic	Total	Hispanic	Total	Hispanic
White:					0	0		
Black/African American:					0	0		
Asian:					0	0		
American Indian/Alaskan Native:					0	0		
Native Hawaiian/Other Pacific Islander:					0	0		
American Indian/Alaskan Native & White:					0	0		
Asian White:					0	0		
Black/African American & White:					0	0		
American Indian/Alaskan Native & Black/African American:					0	0		
Other multi-racial:					0	0		
Asian/Pacific Islander:					0	0		
Hispanic:					0	0		
Total:	0	0	0	0	0	0	0	0
Female-headed Households:					0			



U.S. Department of Housing and Urban Development
Office of Community Planning and Development
Integrated Disbursement and Information System
CDBG Activity Summary Report (GPR) for Program Year 2020
MORENO VALLEY

Date: 22-Sep-2021
Time: 19:50
Page: 23

Income Category:

	Owner	Renter	Total	Person
Extremely Low			0	
Low Mod			0	
Moderate			0	
Non Low Moderate			0	
Total	0	0	0	0
Percent Low/Mod				

Annual Accomplishments

No data returned for this view. This might be because the applied filter excludes all data.



U.S. Department of Housing and Urban Development
 Office of Community Planning and Development
 Integrated Disbursement and Information System
 CDBG Activity Summary Report (GPR) for Program Year 2020
 MORENO VALLEY

Date: 22-Sep-2021
 Time: 19:50
 Page: 24

PGM Year: 2020
Project: 0009 - ASSISTANCE LEAGUE OF RIVERSIDE, OPERATION SCHOOL BELL 2020
IDIS Activity: 1034 - Assistance League of Riverside 2020

Status: Completed 6/30/2021 12:00:00 AM **Objective:** Create suitable living environments
Location: 3707 Sunnyside Dr Riverside, CA 92506-2418 **Outcome:** Availability/accessibility
Matrix Code: Health Services (05M) **National Objective:** LMC

Activity to prevent, prepare for, and respond to Coronavirus: No

Initial Funding Date: 10/06/2020

Description:

A program provided to elementary, middle school and high school students with a goal of assisting them in removing barriers to learning. Assistance League of Riverside has provided new school clothes, backpacks, school supplies, hygiene kits and reading books to homeless and economically disadvantaged children. Middle School and High School students are served at a J.C. Penney store in Moreno Valley for those in that school district.

Financing

	Fund Type	Grant Year	Grant	Funded Amount	Drawn In Program Year	Drawn Thru Program Year
CDBG	EN	2020	B20MW060567	\$15,000.00	\$15,000.00	\$15,000.00
Total	Total			\$15,000.00	\$15,000.00	\$15,000.00

Proposed Accomplishments

People (General) : 330

Actual Accomplishments

Number assisted:

	Owner		Renter		Total		Person	
	Total	Hispanic	Total	Hispanic	Total	Hispanic	Total	Hispanic
White:	0	0	0	0	0	0	256	250
Black/African American:	0	0	0	0	0	0	19	5
Asian:	0	0	0	0	0	0	0	0
American Indian/Alaskan Native:	0	0	0	0	0	0	0	0
Native Hawaiian/Other Pacific Islander:	0	0	0	0	0	0	0	0
American Indian/Alaskan Native & White:	0	0	0	0	0	0	0	0
Asian White:	0	0	0	0	0	0	0	0
Black/African American & White:	0	0	0	0	0	0	0	0
American Indian/Alaskan Native & Black/African American:	0	0	0	0	0	0	0	0
Other multi-racial:	0	0	0	0	0	0	19	13
Asian/Pacific Islander:	0	0	0	0	0	0	0	0
Hispanic:	0	0	0	0	0	0	0	0



U.S. Department of Housing and Urban Development
 Office of Community Planning and Development
 Integrated Disbursement and Information System
 CDBG Activity Summary Report (GPR) for Program Year 2020
 MORENO VALLEY

Date: 22-Sep-2021
 Time: 19:50
 Page: 25

Total:	0	0	0	0	0	0	294	268
Female-headed Households:	0		0		0			
<i>Income Category:</i>								
	Owner	Renter	Total		Person			
Extremely Low	0	0	0		256			
Low Mod	0	0	0		37			
Moderate	0	0	0		1			
Non Low Moderate	0	0	0		0			
Total	0	0	0		294			
Percent Low/Mod					100.0%			

Annual Accomplishments

Years	Accomplishment Narrative	# Benefiting
2020	The Assistance League has been working toward their goal of 330 participants. The Assistance League did not reach their goal which is attributed to restrictions on school attendance created by the COVID-19 virus. The Assistance League served 294 students of which 119 were elementary students and 175 middle school/high school students.	



U.S. Department of Housing and Urban Development
 Office of Community Planning and Development
 Integrated Disbursement and Information System
 CDBG Activity Summary Report (GPR) for Program Year 2020
 MORENO VALLEY

Date: 22-Sep-2021
 Time: 19:50
 Page: 26

PGM Year: 2020
Project: 0005 - FAMILY SERVICES ASSOCIATION, SENIOR NUTRITION PROGRAM 2020
IDIS Activity: 1035 - Family Services Association, Senior Nutrition Program 2020

Status: Completed 6/30/2021 12:00:00 AM **Objective:** Create suitable living environments
Location: 21250 Box Springs Rd Ste 212 Suite 212 Moreno Valley, CA 92557-8712 **Outcome:** Availability/accessibility
Matrix Code: Senior Services (05A) **National Objective:** LMC

Activity to prevent, prepare for, and respond to Coronavirus: No

Initial Funding Date: 10/06/2020

Description:

The Family Services Association will offer a program for bedridden seniors/elderly individuals to help with their basic nutritional needs/well-being.

Financing

	Fund Type	Grant Year	Grant	Funded Amount	Drawn In Program Year	Drawn Thru Program Year
CDBG	EN	2020	B20MW060567	\$20,000.00	\$20,000.00	\$20,000.00
Total	Total			\$20,000.00	\$20,000.00	\$20,000.00

Proposed Accomplishments

People (General) : 425

Actual Accomplishments

Number assisted:

	Owner		Renter		Total		Person	
	Total	Hispanic	Total	Hispanic	Total	Hispanic	Total	Hispanic
White:	0	0	0	0	0	0	174	109
Black/African American:	0	0	0	0	0	0	83	1
Asian:	0	0	0	0	0	0	63	1
American Indian/Alaskan Native:	0	0	0	0	0	0	6	0
Native Hawaiian/Other Pacific Islander:	0	0	0	0	0	0	0	0
American Indian/Alaskan Native & White:	0	0	0	0	0	0	0	0
Asian White:	0	0	0	0	0	0	0	0
Black/African American & White:	0	0	0	0	0	0	0	0
American Indian/Alaskan Native & Black/African American:	0	0	0	0	0	0	0	0
Other multi-racial:	0	0	0	0	0	0	36	2
Asian/Pacific Islander:	0	0	0	0	0	0	0	0
Hispanic:	0	0	0	0	0	0	0	0
Total:	0	0	0	0	0	0	362	113



U.S. Department of Housing and Urban Development
 Office of Community Planning and Development
 Integrated Disbursement and Information System
 CDBG Activity Summary Report (GPR) for Program Year 2020
 MORENO VALLEY

Date: 22-Sep-2021
 Time: 19:50
 Page: 27

Female-headed Households:	0	0	0	
<i>Income Category:</i>				
	Owner	Renter	Total	Person
Extremely Low	0	0	0	0
Low Mod	0	0	0	170
Moderate	0	0	0	161
Non Low Moderate	0	0	0	31
Total	0	0	0	362
Percent Low/Mod	91.4%			

Annual Accomplishments

Years	Accomplishment Narrative	# Benefiting
2020	Due to the COVID-19 pandemic FSA distributed meals to 362 new, unduplicated participants drive-thru style, once per week at the Moreno Valley Senior Center located at 25075 Fir Avenue in Moreno Valley. FSA also delivers meals to seniors who live in Moreno Valley and are homebound. Qualifying seniors are Moreno Valley residents who are 62 years of age or older.	



U.S. Department of Housing and Urban Development
 Office of Community Planning and Development
 Integrated Disbursement and Information System
 CDBG Activity Summary Report (GPR) for Program Year 2020
 MORENO VALLEY

Date: 22-Sep-2021
 Time: 19:50
 Page: 28

PGM Year: 2020
Project: 0014 - FAIR HOUSING COUNCIL OF RIVERSIDE COUNTY LANDLORD/TENANT COUNSELING SERVICES 2020
IDIS Activity: 1036 - Fair Housing Council of Riverside County - Landlord Tenant Counseling Services (2020)
Status: Completed 6/30/2021 12:00:00 AM **Objective:** Create suitable living environments
Location: 23890 Alessandro Blvd Ste A1 Moreno Valley, CA 92553-8801 **Outcome:** Availability/accessibility
Matrix Code: Tenant/Landlord Counseling (05K) **National Objective:** LMC

Activity to prevent, prepare for, and respond to Coronavirus: No

Initial Funding Date: 10/06/2020

Description:

The Fair Housing Council of Riverside County will provide: a full range of landlord tenant services that promote fair housing rights and obligations through the 3 basic areas of education, training, and enforcement.

Financing

	Fund Type	Grant Year	Grant	Funded Amount	Drawn In Program Year	Drawn Thru Program Year
CDBG	EN	2020	B20MW060567	\$18,394.16	\$18,394.16	\$18,394.16
Total	Total			\$18,394.16	\$18,394.16	\$18,394.16

Proposed Accomplishments

People (General) : 4,000

Actual Accomplishments

Number assisted:

	Owner		Renter		Total		Person	
	Total	Hispanic	Total	Hispanic	Total	Hispanic	Total	Hispanic
White:	0	0	0	0	0	0	2,395	1,538
Black/African American:	0	0	0	0	0	0	1,664	31
Asian:	0	0	0	0	0	0	44	2
American Indian/Alaskan Native:	0	0	0	0	0	0	88	88
Native Hawaiian/Other Pacific Islander:	0	0	0	0	0	0	6	0
American Indian/Alaskan Native & White:	0	0	0	0	0	0	8	0
Asian White:	0	0	0	0	0	0	13	0
Black/African American & White:	0	0	0	0	0	0	20	2
American Indian/Alaskan Native & Black/African American:	0	0	0	0	0	0	0	0
Other multi-racial:	0	0	0	0	0	0	159	84
Asian/Pacific Islander:	0	0	0	0	0	0	0	0
Hispanic:	0	0	0	0	0	0	0	0
Total:	0	0	0	0	0	0	4,397	1,745



U.S. Department of Housing and Urban Development
 Office of Community Planning and Development
 Integrated Disbursement and Information System
 CDBG Activity Summary Report (GPR) for Program Year 2020
 MORENO VALLEY

Date: 22-Sep-2021
 Time: 19:50
 Page: 29

Female-headed Households:	0	0	0	
<i>Income Category:</i>				
	Owner	Renter	Total	Person
Extremely Low	0	0	0	2,981
Low Mod	0	0	0	1,041
Moderate	0	0	0	171
Non Low Moderate	0	0	0	204
Total	0	0	0	4,397
Percent Low/Mod	95.4%			

Annual Accomplishments

Years	Accomplishment Narrative	# Benefitting
2020	<p>The Fair Housing Council of Riverside County, Inc's landlord tenant services are ongoing. Individuals and/or households received vital information regarding their housing rights, received mediation services and/or referrals for additional assistance. The education provided to tenants assists them in being knowledgeable of their rights and aware of the options that are available to them to resolve their housing disputes. The services provided to renters and housing providers will not only prevent individuals from becoming homeless but will also assist all persons in obtaining equal housing opportunities.</p>	



U.S. Department of Housing and Urban Development
 Office of Community Planning and Development
 Integrated Disbursement and Information System
 CDBG Activity Summary Report (GPR) for Program Year 2020
 MORENO VALLEY

Date: 22-Sep-2021
 Time: 19:50
 Page: 30

PGM Year: 2020
Project: 0013 - FAIR HOUSING COUNCIL OF RIVERSIDE COUNTY ANTI-DISCRIMINATION SERVICES 2020
IDIS Activity: 1037 - Fair Housing Council of Riverside County - Anti Discrimination Services (2020)

Status: Completed 6/30/2021 12:00:00 AM
Location: 23980 Alessandro Blvd Suite A-1 Moreno Valley, CA 92553-8834
Objective: Create suitable living environments
Outcome: Availability/accessibility
Matrix Code: Fair Housing Activities (if CDBG, then subject to 15% cap) (05J) **National Objective:** LMC

Activity to prevent, prepare for, and respond to Coronavirus: No

Initial Funding Date: 10/06/2020

Description:
 The Fair Housing Council of Riverside County will provide: a full range of fair housing services that promote fair housing rights and obligations through the 3 basic areas of education, training, and enforcement.
 Services will include providing education and outreach information to the public and providing assistance to victims of housing discrimination.

Financing

	Fund Type	Grant Year	Grant	Funded Amount	Drawn In Program Year	Drawn Thru Program Year
CDBG	EN	2020	B20MW060567	\$37,336.58	\$37,336.58	\$37,336.58
Total	Total			\$37,336.58	\$37,336.58	\$37,336.58

Proposed Accomplishments

People (General) : 100

Actual Accomplishments

Number assisted:

	Owner		Renter		Total		Person	
	Total	Hispanic	Total	Hispanic	Total	Hispanic	Total	Hispanic
White:	0	0	0	0	0	0	4	3
Black/African American:	0	0	0	0	0	0	4	1
Asian:	0	0	0	0	0	0	0	0
American Indian/Alaskan Native:	0	0	0	0	0	0	0	0
Native Hawaiian/Other Pacific Islander:	0	0	0	0	0	0	0	0
American Indian/Alaskan Native & White:	0	0	0	0	0	0	0	0
Asian White:	0	0	0	0	0	0	0	0
Black/African American & White:	0	0	0	0	0	0	0	0
American Indian/Alaskan Native & Black/African American:	0	0	0	0	0	0	0	0
Other multi-racial:	0	0	0	0	0	0	0	0
Asian/Pacific Islander:	0	0	0	0	0	0	0	0
Hispanic:	0	0	0	0	0	0	0	0



U.S. Department of Housing and Urban Development
 Office of Community Planning and Development
 Integrated Disbursement and Information System
 CDBG Activity Summary Report (GPR) for Program Year 2020
 MORENO VALLEY

Date: 22-Sep-2021
 Time: 19:50
 Page: 31

Total:	0	0	0	0	0	0	8	4	
Female-headed Households:	0		0		0				
<i>Income Category:</i>									
	Owner	Renter	Total						Person
Extremely Low	0	0	0						3
Low Mod	0	0	0						2
Moderate	0	0	0						0
Non Low Moderate	0	0	0						3
Total	0	0	0						8
Percent Low/Mod									62.5%

Annual Accomplishments

Years	Accomplishment Narrative	# Benefiting
2020	The Fair Housing Council of Riverside County, Inc's Anti-discrimination services are ongoing. Individuals and/or households received vital information regarding their housing rights, received conciliation services and/or referrals for additional assistance. The education provided to tenants on Fair Housing Laws assists them in being knowledgeable of their rights and aware of the options that are available to them when they feel they have been discriminated against. The services provided to renters and housing providers will not only prevent individuals from becoming victims of housing discrimination but will also assist all persons in obtaining equal housing opportunities.	



U.S. Department of Housing and Urban Development
 Office of Community Planning and Development
 Integrated Disbursement and Information System
 CDBG Activity Summary Report (GPR) for Program Year 2020
 MORENO VALLEY

Date: 22-Sep-2021
 Time: 19:50
 Page: 32

PGM Year: 2020
Project: 0012 - VOICES FOR CHILDREN, COURT APPOINTED SPECIAL ADVOCATES (CASA) PROGRAM 2020
IDIS Activity: 1038 - Voices for Children, Court Appointed Special Advocates (CASA) Program 2020

Status: Completed 6/30/2021 12:00:00 AM **Objective:** Create suitable living environments
Location: PO Box 7219 Moreno Valley, CA 92552-7219 **Outcome:** Availability/accessibility
Matrix Code: Abused and Neglected Children (05N) **National Objective:** LMC

Activity to prevent, prepare for, and respond to Coronavirus: No

Initial Funding Date: 10/06/2020

Description:
 Voices for Children offers court appointed monitoring services to foster youth ages newborn to 21.
 The program trains volunteers to consistently monitor the foster child, advocate for their best interest, and follow their progress regardless of a change in foster family.
 The CASA volunteer reports to the court on the child's behalf to ensure the child is placed in a safe, permanent home with hope for a positive future.

Financing

	Fund Type	Grant Year	Grant	Funded Amount	Drawn In Program Year	Drawn Thru Program Year
CDBG	EN	2020	B20MW060567	\$30,000.00	\$30,000.00	\$30,000.00
Total	Total			\$30,000.00	\$30,000.00	\$30,000.00

Proposed Accomplishments

People (General) : 15

Actual Accomplishments

Number assisted:

	Owner		Renter		Total		Person	
	Total	Hispanic	Total	Hispanic	Total	Hispanic	Total	Hispanic
White:	0	0	0	0	0	0	10	9
Black/African American:	0	0	0	0	0	0	13	0
Asian:	0	0	0	0	0	0	0	0
American Indian/Alaskan Native:	0	0	0	0	0	0	0	0
Native Hawaiian/Other Pacific Islander:	0	0	0	0	0	0	0	0
American Indian/Alaskan Native & White:	0	0	0	0	0	0	0	0
Asian White:	0	0	0	0	0	0	0	0
Black/African American & White:	0	0	0	0	0	0	0	0
American Indian/Alaskan Native & Black/African American:	0	0	0	0	0	0	0	0
Other multi-racial:	0	0	0	0	0	0	0	0
Asian/Pacific Islander:	0	0	0	0	0	0	0	0
Hispanic:	0	0	0	0	0	0	0	0



U.S. Department of Housing and Urban Development
 Office of Community Planning and Development
 Integrated Disbursement and Information System
 CDBG Activity Summary Report (GPR) for Program Year 2020
 MORENO VALLEY

Date: 22-Sep-2021
 Time: 19:50
 Page: 33

Total:	0	0	0	0	0	0	23	9
Female-headed Households:	0		0		0			
<i>Income Category:</i>								
	Owner	Renter	Total		Person			
Extremely Low	0	0	0		0			
Low Mod	0	0	0		23			
Moderate	0	0	0		0			
Non Low Moderate	0	0	0		0			
Total	0	0	0		23			
Percent Low/Mod					100.0%			

Annual Accomplishments

Years	Accomplishment Narrative	# Benefitting
2020	<p>Thanks to the support of the City of Moreno Valley, Voices for Children (VFC) provided Court Appointed Special Advocates (CASAs) to 23 City of Moreno Valley-based children in foster care with the support of our professional team. These children have received advocacy in Court, at healthcare facilities, in school, and throughout the community throughout the course of this year, and CASAs will continue to support these children through the duration of their time in the foster care system. The role of a CASA has never been more critical. Although the COVID-19 crisis is beginning to resolve, we expect that children in foster care will continue to experience the effects of learning gaps and mental health setbacks in the coming year. We are very grateful for the City of Moreno Valley's generous funding in support of our important work with children in foster care this year, and we are honored to continue to partner with you in FY 2021-22. Thank you for your concern and compassion for the abused and neglected children we serve.</p>	



U.S. Department of Housing and Urban Development
 Office of Community Planning and Development
 Integrated Disbursement and Information System
 CDBG Activity Summary Report (GPR) for Program Year 2020
 MORENO VALLEY

Date: 22-Sep-2021
 Time: 19:50
 Page: 34

PGM Year: 2020
Project: 0026 - CV-Strive MoVal, Employment Resources Center 2020
IDIS Activity: 1039 - CDBG-CV Strive MoVal

Status: Canceled 6/30/2021 12:00:00 AM **Objective:** Create economic opportunities
Location: 12625 Frederick St Moreno Valley, CA 92553-5216 **Outcome:** Availability/accessibility
Matrix Code: Employment Training (05H) **National Objective:** LMC

Activity to prevent, prepare for, and respond to Coronavirus: Yes

Initial Funding Date: 10/20/2020

Description:
 In response to high unemployment resulting from the effects of Coronavirus, the program will Assist residents qualified as low- to moderate-income (LMI). The program utilizes the Moreno Valley ERC as a physical location to provide access to computers and internet not otherwise available with new desktop tools (e.g. training and job search shortcuts, resume writing templates).

Financing
 No data returned for this view. This might be because the applied filter excludes all data.

Proposed Accomplishments

People (General) : 1,593

Actual Accomplishments

Number assisted:	Owner		Renter		Total		Person	
	Total	Hispanic	Total	Hispanic	Total	Hispanic	Total	Hispanic
White:	0	0	0	0	0	0		0
Black/African American:	0	0	0	0	0	0	0	0
Asian:	0	0	0	0	0	0	0	0
American Indian/Alaskan Native:	0	0	0	0	0	0	0	0
Native Hawaiian/Other Pacific Islander:	0	0	0	0	0	0	0	0
American Indian/Alaskan Native & White:	0	0	0	0	0	0	0	0
Asian White:	0	0	0	0	0	0	0	0
Black/African American & White:	0	0	0	0	0	0	0	0
American Indian/Alaskan Native & Black/African American:	0	0	0	0	0	0	0	0



U.S. Department of Housing and Urban Development
 Office of Community Planning and Development
 Integrated Disbursement and Information System
 CDBG Activity Summary Report (GPR) for Program Year 2020
 MORENO VALLEY

Date: 22-Sep-2021
 Time: 19:50
 Page: 35

Other multi-racial:	0	0	0	0	0	0	0	0
Asian/Pacific Islander:	0	0	0	0	0	0	0	0
Hispanic:	0	0	0	0	0	0	0	0
Total:	0	0	0	0	0	0	0	0

Female-headed Households: 0 0 0 0

Income Category:

	Owner	Renter	Total	Person
Extremely Low	0	0	0	0
Low Mod	0	0	0	0
Moderate	0	0	0	0
Non Low Moderate	0	0	0	0
Total	0	0	0	0
Percent Low/Mod				

Annual Accomplishments

Years	Accomplishment Narrative	# Benefiting
2020		



U.S. Department of Housing and Urban Development
 Office of Community Planning and Development
 Integrated Disbursement and Information System
 CDBG Activity Summary Report (GPR) for Program Year 2020
 MORENO VALLEY

Date: 22-Sep-2021
 Time: 19:50
 Page: 36

PGM Year: 2020
Project: 0023 - CV-FAMILY SERVICES ASSOCIATION, SENIOR NUTRITION PROGRAM 2020
IDIS Activity: 1040 - CDBG-CV Senior Nutrition Program

Status: Canceled 12/7/2020 5:44:06 PM **Objective:** Create suitable living environments
Location: 21250 Box Springs Rd Ste 212 Suite 212 Moreno Valley, CA 92557-8712 **Outcome:** Availability/accessibility
Matrix Code: Health Services (05M) **National Objective:** LMC

Activity to prevent, prepare for, and respond to Coronavirus: Yes

Initial Funding Date: 10/22/2020

Description:
 Family Service Associations (FSA) Senior Nutrition Program is providing a curbside pickup of prepared meals for seniors at the City of Moreno Valley Senior Center or home-delivery. This new model of operation was implemented in response to COVID-19 and the County's Stay at Home Order. With funding from the City of Moreno Valley, FSA will provide nutritional services for over 425 unduplicated seniors during the program period.

Financing
 No data returned for this view. This might be because the applied filter excludes all data.

Proposed Accomplishments

People (General) : 425

Actual Accomplishments

Number assisted:	Owner		Renter		Total		Person	
	Total	Hispanic	Total	Hispanic	Total	Hispanic	Total	Hispanic
White:	0	0	0	0	0	0	0	0
Black/African American:	0	0	0	0	0	0	0	0
Asian:	0	0	0	0	0	0	0	0
American Indian/Alaskan Native:	0	0	0	0	0	0	0	0
Native Hawaiian/Other Pacific Islander:	0	0	0	0	0	0	0	0
American Indian/Alaskan Native & White:	0	0	0	0	0	0	0	0
Asian White:	0	0	0	0	0	0	0	0
Black/African American & White:	0	0	0	0	0	0	0	0



U.S. Department of Housing and Urban Development
 Office of Community Planning and Development
 Integrated Disbursement and Information System
 CDBG Activity Summary Report (GPR) for Program Year 2020
 MORENO VALLEY

Date: 22-Sep-2021
 Time: 19:50
 Page: 37

American Indian/Alaskan Native & Black/African American:	0	0	0	0	0	0	0	0
Other multi-racial:	0	0	0	0	0	0	0	0
Asian/Pacific Islander:	0	0	0	0	0	0	0	0
Hispanic:	0	0	0	0	0	0	0	0
Total:	0	0	0	0	0	0	0	0
Female-headed Households:	0		0		0			

Income Category:

	Owner	Renter	Total	Person
Extremely Low	0	0	0	0
Low Mod	0	0	0	0
Moderate	0	0	0	0
Non Low Moderate	0	0	0	0
Total	0	0	0	0
Percent Low/Mod				

Annual Accomplishments

No data returned for this view. This might be because the applied filter excludes all data.



U.S. Department of Housing and Urban Development
 Office of Community Planning and Development
 Integrated Disbursement and Information System
 CDBG Activity Summary Report (GPR) for Program Year 2020
 MORENO VALLEY

Date: 22-Sep-2021
 Time: 19:50
 Page: 38

PGM Year: 2020
Project: 0006 - OPERATION SAFEHOUSE, INC. EMERGENCY SHELTER FOR YOUTH 2020
IDIS Activity: 1041 - Operation Safehouse Emergency Shelter for Youth (2020)

Status: Completed 6/30/2021 12:00:00 AM **Objective:** Create suitable living environments
Location: 9685 Hayes St Riverside, CA 92503-3660 **Outcome:** Availability/accessibility
Matrix Code: Operating Costs of Homeless/AIDS Patients Programs (03T) **National Objective:** LMC

Activity to prevent, prepare for, and respond to Coronavirus: No

Initial Funding Date: 10/22/2020

Description:
 CDBG funds from Moreno Valley will be used to supplement the salaries of Child Care Workers.
 The program will provide up to 21 days of emergency shelter, food, counseling, on site education, street outreach, anti-human trafficking case management and aftercare.

Financing

	Fund Type	Grant Year	Grant	Funded Amount	Drawn In Program Year	Drawn Thru Program Year
CDBG	EN	2020	B20MW060567	\$15,000.00	\$15,000.00	\$15,000.00
Total	Total			\$15,000.00	\$15,000.00	\$15,000.00

Proposed Accomplishments

People (General) : 30

Actual Accomplishments

Number assisted:

	Owner		Renter		Total		Person	
	Total	Hispanic	Total	Hispanic	Total	Hispanic	Total	Hispanic
White:	0	0	0	0	0	0	7	6
Black/African American:	0	0	0	0	0	0	0	0
Asian:	0	0	0	0	0	0	1	0
American Indian/Alaskan Native:	0	0	0	0	0	0	0	0
Native Hawaiian/Other Pacific Islander:	0	0	0	0	0	0	0	0
American Indian/Alaskan Native & White:	0	0	0	0	0	0	0	0
Asian White:	0	0	0	0	0	0	0	0
Black/African American & White:	0	0	0	0	0	0	13	0
American Indian/Alaskan Native & Black/African American:	0	0	0	0	0	0	0	0
Other multi-racial:	0	0	0	0	0	0	0	0
Asian/Pacific Islander:	0	0	0	0	0	0	0	0
Hispanic:	0	0	0	0	0	0	0	0
Total:	0	0	0	0	0	0	21	6



U.S. Department of Housing and Urban Development
 Office of Community Planning and Development
 Integrated Disbursement and Information System
 CDBG Activity Summary Report (GPR) for Program Year 2020
 MORENO VALLEY

Date: 22-Sep-2021
 Time: 19:50
 Page: 39

Female-headed Households:	0	0	0	
<i>Income Category:</i>				
	Owner	Renter	Total	Person
Extremely Low	0	0	0	21
Low Mod	0	0	0	0
Moderate	0	0	0	0
Non Low Moderate	0	0	0	0
Total	0	0	0	21
Percent Low/Mod	100.0%			

Annual Accomplishments

<u>Years</u>	<u>Accomplishment Narrative</u>	<u># Benefitting</u>
2020	Operation Safehouse has provided 21 youth from the City of Moreno Valley with shelter, counseling, educational assistance and life skills. The goal of serving 30 was not met due to having to lower the number of youth served at one time in order to be able to keep social distancing especially since youth are completing education in the shelter and not at the on grounds school. Other accomplishments included 176 total number of shelter nights for all Moreno Valley youth sheltered; 21 persons received counseling services.	



U.S. Department of Housing and Urban Development
 Office of Community Planning and Development
 Integrated Disbursement and Information System
 CDBG Activity Summary Report (GPR) for Program Year 2020
 MORENO VALLEY

Date: 22-Sep-2021
 Time: 19:50
 Page: 40

PGM Year: 2020
Project: 0015 - GRID ALTERNATIVES, LOW INCOME SOLAR ENERGY ASSISTANCE PROGRAM 2020
IDIS Activity: 1042 - Grid Alternatives - Solar Energy Assistance Program (2020)

Status: Open **Objective:** Create suitable living environments
Location: 11618 Bobolink Ln Moreno Valley, CA 92557-5443 **Outcome:** Sustainability
Matrix Code: Energy Efficiency Improvements (14F) **National Objective:** LMH

Activity to prevent, prepare for, and respond to Coronavirus: No

Initial Funding Date: 10/29/2020

Description:

Grid Alternatives will install solar electric systems and provide roof repair for 10 low-income homeowners in Moreno Valley, resulting in long-term financial benefits for low-income families; real-world hands on experience for local workers in the field of solar installation; and environmental benefits.

Financing

	Fund Type	Grant Year	Grant	Funded Amount	Drawn In Program Year	Drawn Thru Program Year
CDBG	EN	2020	B20MW060567	\$100,000.00	\$7,811.12	\$7,811.12
Total	Total			\$100,000.00	\$7,811.12	\$7,811.12

Proposed Accomplishments

Housing Units : 10

Actual Accomplishments

Number assisted:

	Owner		Renter		Total		Person	
	Total	Hispanic	Total	Hispanic	Total	Hispanic	Total	Hispanic
White:	1	1	0	0	1	1	0	0
Black/African American:	0	0	0	0	0	0	0	0
Asian:	0	0	0	0	0	0	0	0
American Indian/Alaskan Native:	0	0	0	0	0	0	0	0
Native Hawaiian/Other Pacific Islander:	0	0	0	0	0	0	0	0
American Indian/Alaskan Native & White:	0	0	0	0	0	0	0	0
Asian White:	0	0	0	0	0	0	0	0
Black/African American & White:	0	0	0	0	0	0	0	0
American Indian/Alaskan Native & Black/African American:	0	0	0	0	0	0	0	0
Other multi-racial:	0	0	0	0	0	0	0	0
Asian/Pacific Islander:	0	0	0	0	0	0	0	0
Hispanic:	0	0	0	0	0	0	0	0
Total:	1	1	0	0	1	1	0	0



U.S. Department of Housing and Urban Development
 Office of Community Planning and Development
 Integrated Disbursement and Information System
 CDBG Activity Summary Report (GPR) for Program Year 2020
 MORENO VALLEY

Date: 22-Sep-2021
 Time: 19:50
 Page: 41

Female-headed Households:	1	0	1	
<i>Income Category:</i>				
	Owner	Renter	Total	Person
Extremely Low	0	0	0	0
Low Mod	0	0	0	0
Moderate	1	0	1	0
Non Low Moderate	0	0	0	0
Total	1	0	1	0
Percent Low/Mod	100.0%		100.0%	

Annual Accomplishments

Years	Accomplishment Narrative	# Benefiting
2020		



U.S. Department of Housing and Urban Development
 Office of Community Planning and Development
 Integrated Disbursement and Information System
 CDBG Activity Summary Report (GPR) for Program Year 2020
 MORENO VALLEY

Date: 22-Sep-2021
 Time: 19:50
 Page: 42

PGM Year: 2020
Project: 0019 - ADA IMPROVEMENT AT CITY FACILITIES 2020
IDIS Activity: 1043 - Main Library ADA Improvements Phase II (2020)

Status: Canceled 6/30/2021 12:00:00 AM
Location: 25480 Alessandro Blvd Moreno Valley, CA 92553-4318
Objective: Create suitable living environments
Outcome: Availability/accessibility
Matrix Code: Other Public Improvements Not Listed in 03A-03S (03Z) **National Objective:** LMA

Activity to prevent, prepare for, and respond to Coronavirus: No

Initial Funding Date: 12/07/2020

Description:
 This capital improvement project (803-0048) will provide an area benefit to HUD Low-Mod Census Tract #042521, and fund the remaining recommended Americans with Disabilities Act (ADA) corrections provided by the City's accessibility consultant Disability Access Consultants (DAC) in reference to the Main Library facility, in addition to general site infrastructure improvements.

Financing
 No data returned for this view. This might be because the applied filter excludes all data.

Proposed Accomplishments
 People (General) : 1,930
 Total Population in Service Area: 1,930
 Census Tract Percent Low / Mod: 59.59

Annual Accomplishments
 No data returned for this view. This might be because the applied filter excludes all data.



U.S. Department of Housing and Urban Development
 Office of Community Planning and Development
 Integrated Disbursement and Information System
 CDBG Activity Summary Report (GPR) for Program Year 2020
 MORENO VALLEY

Date: 22-Sep-2021
 Time: 19:50
 Page: 43

PGM Year: 2019
Project: 0027 - CV - Expand Public Wifi Network 2019
IDIS Activity: 1044 - CV - Expand Public WiFi Network 2019

Status: Completed 6/30/2021 12:00:00 AM
Location: 14177 Frederick St Moreno Valley, CA 92553-9014
Objective: Create economic opportunities
Outcome: Availability/accessibility
Matrix Code: Employment Training (05H) **National Objective:** LMA

Activity to prevent, prepare for, and respond to Coronavirus: Yes

Initial Funding Date: 12/07/2020

Description:

The goal of the project is to offer free, public Wi-Fi to residents so they can participate in basic societal services. Particularly, in response to COVID-19 unemployment and closed schools, the City seeks to respond to the situation by enabling residents to search and apply for jobs, and to participate in school online teaching programs. This grant will enable the Wi-Fi service at the Community and Recreation Center's Community Garden area, at the Cottonwood Golf Center banquet and meeting rooms, and the Senior Center.

Financing

	Fund Type	Grant Year	Grant	Funded Amount	Drawn In Program Year	Drawn Thru Program Year
CDBG	EN	2020	B20MW060567	\$30,000.00	\$30,000.00	\$30,000.00
Total	Total			\$30,000.00	\$30,000.00	\$30,000.00

Proposed Accomplishments

People (General) : 5,810
 Total Population in Service Area: 7,890
 Census Tract Percent Low / Mod: 73.64

Annual Accomplishments

Years	Accomplishment Narrative	# Benefitting
2019	Based on the statistics that are available from the equipment installed, below are the number of unique users of the Wi-Fi Garden (SSID: ILoveMoVal) underwritten by this grant. Details by location are available upon request. Ethnicity is not available from the wireless and switching equipment.	



U.S. Department of Housing and Urban Development
 Office of Community Planning and Development
 Integrated Disbursement and Information System
 CDBG Activity Summary Report (GPR) for Program Year 2020
 MORENO VALLEY

Date: 22-Sep-2021
 Time: 19:50
 Page: 44

PGM Year: 2019
Project: 0028 - CV - Family Services Association - Senior Nutrition Program 2019
IDIS Activity: 1045 - CV - Senior Nutrition Program 2019

Status: Completed 6/30/2021 12:00:00 AM **Objective:** Create suitable living environments
Location: 21250 Box Springs Rd Ste 212 Suite 212 Moreno Valley, CA 92557-8712 **Outcome:** Availability/accessibility
Matrix Code: Health Services (05M) **National Objective:** LMC

Activity to prevent, prepare for, and respond to Coronavirus: Yes

Initial Funding Date: 12/07/2020

Description:

Family Service Association (FSA) is providing a curbside pickup of prepared meals for seniors at the City of Moreno Valley Senior Center. This new model of operation was implemented in response to COVID-19 and the Countys Stay at Home Order.

Financing

	Fund Type	Grant Year	Grant	Funded Amount	Drawn In Program Year	Drawn Thru Program Year
CDBG	EN	2020	B20MW060567	\$32,000.00	\$32,000.00	\$32,000.00
Total	Total			\$32,000.00	\$32,000.00	\$32,000.00

Proposed Accomplishments

People (General) : 425

Actual Accomplishments

Number assisted:

	Owner		Renter		Total		Person	
	Total	Hispanic	Total	Hispanic	Total	Hispanic	Total	Hispanic
White:	0	0	0	0	0	0	174	109
Black/African American:	0	0	0	0	0	0	83	1
Asian:	0	0	0	0	0	0	63	1
American Indian/Alaskan Native:	0	0	0	0	0	0	0	0
Native Hawaiian/Other Pacific Islander:	0	0	0	0	0	0	0	0
American Indian/Alaskan Native & White:	0	0	0	0	0	0	6	0
Asian White:	0	0	0	0	0	0	0	0
Black/African American & White:	0	0	0	0	0	0	0	0
American Indian/Alaskan Native & Black/African American:	0	0	0	0	0	0	0	0
Other multi-racial:	0	0	0	0	0	0	36	2
Asian/Pacific Islander:	0	0	0	0	0	0	0	0
Hispanic:	0	0	0	0	0	0	0	0
Total:	0	0	0	0	0	0	362	113



U.S. Department of Housing and Urban Development
 Office of Community Planning and Development
 Integrated Disbursement and Information System
 CDBG Activity Summary Report (GPR) for Program Year 2020
 MORENO VALLEY

Date: 22-Sep-2021
 Time: 19:50
 Page: 45

Female-headed Households:	0	0	0	
<i>Income Category:</i>				
	Owner	Renter	Total	Person
Extremely Low	0	0	0	0
Low Mod	0	0	0	170
Moderate	0	0	0	161
Non Low Moderate	0	0	0	31
Total	0	0	0	362
Percent Low/Mod	91.4%			

Annual Accomplishments

Years	Accomplishment Narrative	# Benefitting
2019	During Jul 2020-Jun 2021 FSA provided meals to 362 unduplicated Moreno Valley seniors 62+ who were in need due to COVID-19 pandemic. Meals were distributed in drive-thru style and also delivered to seniors who were homebound.	



U.S. Department of Housing and Urban Development
 Office of Community Planning and Development
 Integrated Disbursement and Information System
 CDBG Activity Summary Report (GPR) for Program Year 2020
 MORENO VALLEY

Date: 22-Sep-2021
 Time: 19:50
 Page: 46

PGM Year: 2020
Project: 0007 - MORENO VALLEY POLICE DEPARTMENT, COMMUNITY BETTERMENT AND PROBLEM ORIENTED POLICING 2020
IDIS Activity: 1046 - MVPD Community Policing (2020)

Status: Completed 6/30/2021 12:00:00 AM **Objective:** Create suitable living environments
Location: 22850 Calle San Juan De Los Lagos Moreno Valley, CA 92553-9045 **Outcome:** Availability/accessibility
Matrix Code: Crime Awareness (05I) **National Objective:** LMA

Activity to prevent, prepare for, and respond to Coronavirus: No

Initial Funding Date: 12/07/2020

Description:

The Moreno Valley Police Department (Problem Oriented Policing Team) will administer the Community Policing Program designed to bring law enforcement to a personal community level in order to solve neighborhood problems. Officers will be assigned overtime on a continual basis throughout FY 2021.

Financing

	Fund Type	Grant Year	Grant	Funded Amount	Drawn In Program Year	Drawn Thru Program Year
CDBG	EN	2020	B20MW060567	\$72,071.50	\$72,071.50	\$72,071.50
Total	Total			\$72,071.50	\$72,071.50	\$72,071.50

Proposed Accomplishments

People (General) : 200
 Total Population in Service Area: 53,075
 Census Tract Percent Low / Mod: 68.60

Annual Accomplishments

Years	Accomplishment Narrative	# Benefitting
2020	MVPD was awarded \$72,118; \$54,923 for POP and \$17,195 for Community Services (CSU). A request to transfer CSU balance was approved, the new budgets are \$55,006.58 for POP and \$17,111.42 for Community Service (CSU). During the months of April through June the POP team conducted four pro-active enforcement operations in the following CDBG tract areas, tracts 42404, 42405, 42508, 42510, 42515, 42516 1/2, 42518, 42520, 46700 2/3, 48902 1. The balance of CSU CDBG Budget was transferred to POP. As of June 9, 2021, they have completed 100.5% of the POP Budget. During the months of January through March, the Community Services (CSU) members conducted five meetings/trainings all within CDBG tract area 46700. The meetings/trainings were with members of the Explorer Program and Police Volunteers; they have completed 99.5% of the CSU CDBG Budget.	



U.S. Department of Housing and Urban Development
 Office of Community Planning and Development
 Integrated Disbursement and Information System
 CDBG Activity Summary Report (GPR) for Program Year 2020
 MORENO VALLEY

Date: 22-Sep-2021
 Time: 19:50
 Page: 47

PGM Year: 2019
Project: 0029 - CV - CDBG Program Administration
IDIS Activity: 1047 - CDBG-CV Program Administration

Status: Open
Location: ,
Objective:
Outcome:
Matrix Code: General Program Administration (21A) **National Objective:**

Activity to prevent, prepare for, and respond to Coronavirus: Yes

Initial Funding Date: 12/08/2020

Description:

Overall program administration, management, monitoring and evaluation to prevent, prepare for, and respond to the coronavirus (COVID-19).

Financing

	Fund Type	Grant Year	Grant	Funded Amount	Drawn In Program Year	Drawn Thru Program Year
CDBG	EN	2020	B20MW060567	\$385,708.53	\$79,686.72	\$79,686.72
Total	Total			\$385,708.53	\$79,686.72	\$79,686.72

Proposed Accomplishments

Actual Accomplishments

Number assisted:

	Owner		Renter		Total		Person	
	Total	Hispanic	Total	Hispanic	Total	Hispanic	Total	Hispanic
White:					0	0		
Black/African American:					0	0		
Asian:					0	0		
American Indian/Alaskan Native:					0	0		
Native Hawaiian/Other Pacific Islander:					0	0		
American Indian/Alaskan Native & White:					0	0		
Asian White:					0	0		
Black/African American & White:					0	0		
American Indian/Alaskan Native & Black/African American:					0	0		
Other multi-racial:					0	0		
Asian/Pacific Islander:					0	0		
Hispanic:					0	0		
Total:	0	0	0	0	0	0	0	0
Female-headed Households:					0			



U.S. Department of Housing and Urban Development
Office of Community Planning and Development
Integrated Disbursement and Information System
CDBG Activity Summary Report (GPR) for Program Year 2020
MORENO VALLEY

Date: 22-Sep-2021
Time: 19:50
Page: 48

Income Category:

	Owner	Renter	Total	Person
Extremely Low			0	
Low Mod			0	
Moderate			0	
Non Low Moderate			0	
Total	0	0	0	0
Percent Low/Mod				

Annual Accomplishments

No data returned for this view. This might be because the applied filter excludes all data.



U.S. Department of Housing and Urban Development
 Office of Community Planning and Development
 Integrated Disbursement and Information System
 CDBG Activity Summary Report (GPR) for Program Year 2020
 MORENO VALLEY

Date: 22-Sep-2021
 Time: 19:50
 Page: 49

PGM Year: 2019
Project: 0030 - CV - MoVal Meals 2019
IDIS Activity: 1048 - CDBG-CV MoVal Meals

Status: Completed 12/30/2020 12:00:00 AM
Location: 14075 Frederick St Moreno Valley, CA 92553-9057
Objective: Create suitable living environments
Outcome: Availability/accessibility
Matrix Code: Health Services (05M) **National Objective:** LMC

Activity to prevent, prepare for, and respond to Coronavirus: Yes

Initial Funding Date: 12/08/2020

Description:
 In response to Coronavirus, the goal of the program is to have 500 care packages available to the most critical segment of Moreno Valleys population each week. These care packages will help in supplementing the daily food and grocery supplies for seniors and disabled residents who have been negatively affected by COVID-19. The need and project success will have fed over 1,556 eligible participants and kept part-time staff employed during the COVID-19 pandemic.

Financing

	Fund Type	Grant Year	Grant	Funded Amount	Drawn In Program Year	Drawn Thru Program Year
CDBG	EN	2020	B20MW060567	\$435,336.00	\$435,336.00	\$435,336.00
Total	Total			\$435,336.00	\$435,336.00	\$435,336.00

Proposed Accomplishments

People (General) : 1,556

Actual Accomplishments

Number assisted:

	Owner		Renter		Total		Person	
	Total	Hispanic	Total	Hispanic	Total	Hispanic	Total	Hispanic
White:	0	0	0	0	0	0	0	0
Black/African American:	0	0	0	0	0	0	0	0
Asian:	0	0	0	0	0	0	0	0
American Indian/Alaskan Native:	0	0	0	0	0	0	0	0
Native Hawaiian/Other Pacific Islander:	0	0	0	0	0	0	0	0
American Indian/Alaskan Native & White:	0	0	0	0	0	0	0	0
Asian White:	0	0	0	0	0	0	0	0
Black/African American & White:	0	0	0	0	0	0	0	0
American Indian/Alaskan Native & Black/African American:	0	0	0	0	0	0	0	0
Other multi-racial:	0	0	0	0	0	0	1,715	0
Asian/Pacific Islander:	0	0	0	0	0	0	0	0
Hispanic:	0	0	0	0	0	0	0	0



U.S. Department of Housing and Urban Development
 Office of Community Planning and Development
 Integrated Disbursement and Information System
 CDBG Activity Summary Report (GPR) for Program Year 2020
 MORENO VALLEY

Date: 22-Sep-2021
 Time: 19:50
 Page: 50

Total:	0	0	0	0	0	0	1,715	0
Female-headed Households:	0		0		0			
<i>Income Category:</i>								
	Owner	Renter	Total		Person			
Extremely Low	0	0	0		0			
Low Mod	0	0	0		1,715			
Moderate	0	0	0		0			
Non Low Moderate	0	0	0		0			
Total	0	0	0		1,715			
Percent Low/Mod					100.0%			

Annual Accomplishments

Years	Accomplishment Narrative	# Benefiting
2019	The program made 500 care packages available to the most critical segment of Moreno Valley's population each week. These care packages helped in supplementing the resident's daily food and grocery supplies. The project fed 1,546 eligible unduplicated participants and kept part-time staff employed during the COVID-19 pandemic.	



U.S. Department of Housing and Urban Development
 Office of Community Planning and Development
 Integrated Disbursement and Information System
 CDBG Activity Summary Report (GPR) for Program Year 2020
 MORENO VALLEY

Date: 22-Sep-2021
 Time: 19:50
 Page: 51

PGM Year: 2020
Project: 0018 - PAVEMENT REHABILITATION FOR VARIOUS LOCAL STREETS 2020
IDIS Activity: 1049 - Pavement Rehab for Various Local Streets Project (2020)

Status: Open **Objective:** Create suitable living environments
Location: 14177 Frederick St Moreno Valley, CA 92553-9014 **Outcome:** Availability/accessibility
Matrix Code: Street Improvements (03K) **National Objective:** LMA

Activity to prevent, prepare for, and respond to Coronavirus: No

Initial Funding Date: 12/08/2020

Description:

This activity will provide pavement rehabilitation for a total of approximately 60 local streets within the Citys HUD-CDBG LowMod Census Tract 2019 areas.

Financing

	Fund Type	Grant Year	Grant	Funded Amount	Drawn In Program Year	Drawn Thru Program Year
CDBG	EN	2017	B17MC060567	\$177,614.12	\$29,237.31	\$29,237.31
		2018	B18MC060567	\$165,925.08	\$0.00	\$0.00
		2019	B19MC060567	\$404,037.97	\$0.00	\$0.00
		2020	B20MW060567	\$705,578.83	\$0.00	\$0.00
Total	Total			\$1,453,156.00	\$29,237.31	\$29,237.31

Proposed Accomplishments

People (General) : 11,300
 Total Population in Service Area: 16,345
 Census Tract Percent Low / Mod: 69.13

Annual Accomplishments

Years	Accomplishment Narrative	# Benefitting
2020	x	



U.S. Department of Housing and Urban Development
 Office of Community Planning and Development
 Integrated Disbursement and Information System
 CDBG Activity Summary Report (GPR) for Program Year 2020
 MORENO VALLEY

Date: 22-Sep-2021
 Time: 19:50
 Page: 52

PGM Year: 2020
Project: 0008 - FRIENDS OF MORENO VALLEY SENIOR CENTER, MO-VAN SENIOR TRANSPORTATION PROGRAM 2020
IDIS Activity: 1050 - Friends of Moreno Valley Senior Center - MoVan 2020

Status: Completed 6/30/2021 12:00:00 AM **Objective:** Create suitable living environments
Location: 25075 Fir Ave Moreno Valley, CA 92553-4118 **Outcome:** Availability/accessibility
Matrix Code: Senior Services (05A) **National Objective:** LMC

Activity to prevent, prepare for, and respond to Coronavirus: No

Initial Funding Date: 12/08/2020

Description:

The MoVan is a specially equipped 12-passenger van with 2 wheelchair tie downs designed to transport the elderly and adult handicapped to medical appointments and other needed destinations at minimal or no cost to the rider.

Financing

	Fund Type	Grant Year	Grant	Funded Amount	Drawn In Program Year	Drawn Thru Program Year
CDBG	EN	2020	B20MW060567	\$60,000.00	\$60,000.00	\$60,000.00
Total	Total			\$60,000.00	\$60,000.00	\$60,000.00

Proposed Accomplishments

People (General) : 4,100

Actual Accomplishments

Number assisted:

	Owner		Renter		Total		Person	
	Total	Hispanic	Total	Hispanic	Total	Hispanic	Total	Hispanic
White:	0	0	0	0	0	0	218	87
Black/African American:	0	0	0	0	0	0	182	0
Asian:	0	0	0	0	0	0	38	0
American Indian/Alaskan Native:	0	0	0	0	0	0	0	0
Native Hawaiian/Other Pacific Islander:	0	0	0	0	0	0	0	0
American Indian/Alaskan Native & White:	0	0	0	0	0	0	0	0
Asian White:	0	0	0	0	0	0	0	0
Black/African American & White:	0	0	0	0	0	0	0	0
American Indian/Alaskan Native & Black/African American:	0	0	0	0	0	0	0	0
Other multi-racial:	0	0	0	0	0	0	0	0
Asian/Pacific Islander:	0	0	0	0	0	0	0	0
Hispanic:	0	0	0	0	0	0	0	0
Total:	0	0	0	0	0	0	438	87



U.S. Department of Housing and Urban Development
 Office of Community Planning and Development
 Integrated Disbursement and Information System
 CDBG Activity Summary Report (GPR) for Program Year 2020
 MORENO VALLEY

Date: 22-Sep-2021
 Time: 19:50
 Page: 53

Female-headed Households:	0	0	0	
<i>Income Category:</i>				
	Owner	Renter	Total	Person
Extremely Low	0	0	0	0
Low Mod	0	0	0	438
Moderate	0	0	0	0
Non Low Moderate	0	0	0	0
Total	0	0	0	438
Percent Low/Mod	100.0%			

Annual Accomplishments

Years	Accomplishment Narrative	# Benefitting
2020	Due to the temporary closure on 3/18/20 of the Moreno Valley Senior Center because of the COVID-19 pandemic, the Mo-Van did not resume operations until 12/7/20. The Board continued to meet and make contact with the registered passengers, Senior Center participants and FMVSCI membership via newsletters and phone calls. We expanded our services to include round-trip accommodations for medical, dental, optical appointments in addition to food distribution pickups from Salvation Army, grocery shopping including Farmer's Market. The fear of the pandemic and the continued closure of the Senior Center continues to slow the progress of the seniors using this mode of transportation even though we are taking every safety precaution regarding use of masks, gloves by the driver, sanitizing the Mo-Van daily and social distancing. Jan. 2021-Transport includes receiving vaccines at County clinics and outside activities at the MV Senior Center.	



U.S. Department of Housing and Urban Development
 Office of Community Planning and Development
 Integrated Disbursement and Information System
 CDBG Activity Summary Report (GPR) for Program Year 2020
 MORENO VALLEY

Date: 22-Sep-2021
 Time: 19:50
 Page: 54

PGM Year: 2019
Project: 0037 - CV- SMALL BUSINESS GRANTS 2019
IDIS Activity: 1051 - CDBG-CV Forward MoVal Small Business Grants

Status: Completed 6/30/2021 12:00:00 AM
Location: 12625 Frederick St 12625 Frederick St Moreno Valley, CA 92553-5216
Objective: Create economic opportunities
Outcome: Sustainability
Matrix Code: ED Direct Financial Assistance to For-Profits (18A) **National Objective:** LMA

Activity to prevent, prepare for, and respond to Coronavirus: Yes

Initial Funding Date: 12/08/2020

Description:
 Provides a one-time grant of \$7,500 to eligible small Moreno Valley businesses which were negatively impacted by the economic shutdown resulting from the COVID-19 pandemic either through loss of sales, lost/reduced workforce, or temporary closure and to preserve jobs for Low and Moderate Income Moreno Valley residents.

Financing

	Fund Type	Grant Year	Grant	Funded Amount	Drawn In Program Year	Drawn Thru Program Year
CDBG	EN	2020	B20MW060567	\$382,909.47	\$382,909.47	\$382,909.47
Total	Total			\$382,909.47	\$382,909.47	\$382,909.47

Proposed Accomplishments
 Businesses : 45
 Total Population in Service Area: 23,075
 Census Tract Percent Low / Mod: 69.88

Annual Accomplishments

Years	Accomplishment Narrative	# Benefitting
2019	The Program provided a one-time grant of \$7,500 to eligible Moreno Valley businesses which were negatively impacted by the economic shutdown resulting from the COVID-19 pandemic either through loss of sales, lost or reduced workforce or temporary closure.	



U.S. Department of Housing and Urban Development
 Office of Community Planning and Development
 Integrated Disbursement and Information System
 CDBG Activity Summary Report (GPR) for Program Year 2020
 MORENO VALLEY

Date: 22-Sep-2021
 Time: 19:50
 Page: 55

PGM Year: 2019
Project: 0038 - CV-STRIVE MOVAL EMPLOYMENT RESOURCE CENTER 2019
IDIS Activity: 1052 - CDBG-CV Strive MoVal

Status: Completed 3/31/2021 12:00:00 AM **Objective:** Create economic opportunities
Location: 12625 Frederick St 12625 Frederick St Moreno Valley, CA 92553-5216 **Outcome:** Availability/accessibility
Matrix Code: Employment Training (05H) **National Objective:** LMC

Activity to prevent, prepare for, and respond to Coronavirus: Yes

Initial Funding Date: 12/08/2020

Description:

In response to high unemployment resulting from the effects of Coronavirus, the program will Assist residents qualified as low- to moderate-income (LMI). The program utilizes the Moreno Valley ERC as a physical location to provide access to computers and internet not otherwise available with new desktop tools (e.g. training and job search shortcuts, resume writing templates).

Financing

	Fund Type	Grant Year	Grant	Funded Amount	Drawn In Program Year	Drawn Thru Program Year
CDBG	EN	2020	B20MW060567	\$120,705.00	\$120,705.00	\$120,705.00
Total	Total			\$120,705.00	\$120,705.00	\$120,705.00

Proposed Accomplishments

People (General) : 1,593

Actual Accomplishments

Number assisted:

	Owner		Renter		Total		Person	
	Total	Hispanic	Total	Hispanic	Total	Hispanic	Total	Hispanic
White:	0	0	0	0	0	0	631	493
Black/African American:	0	0	0	0	0	0	507	0
Asian:	0	0	0	0	0	0	39	0
American Indian/Alaskan Native:	0	0	0	0	0	0	22	0
Native Hawaiian/Other Pacific Islander:	0	0	0	0	0	0	27	0
American Indian/Alaskan Native & White:	0	0	0	0	0	0	0	0
Asian White:	0	0	0	0	0	0	0	0
Black/African American & White:	0	0	0	0	0	0	0	0
American Indian/Alaskan Native & Black/African American:	0	0	0	0	0	0	0	0
Other multi-racial:	0	0	0	0	0	0	107	0
Asian/Pacific Islander:	0	0	0	0	0	0	0	0
Hispanic:	0	0	0	0	0	0	0	0



U.S. Department of Housing and Urban Development
 Office of Community Planning and Development
 Integrated Disbursement and Information System
 CDBG Activity Summary Report (GPR) for Program Year 2020
 MORENO VALLEY

Date: 22-Sep-2021
 Time: 19:50
 Page: 56

Total:	0	0	0	0	0	0	1,333	493
Female-headed Households:	0		0		0			
<i>Income Category:</i>								
	Owner	Renter	Total	Person				
Extremely Low	0	0	0	573				
Low Mod	0	0	0	133				
Moderate	0	0	0	108				
Non Low Moderate	0	0	0	519				
Total	0	0	0	1,333				
Percent Low/Mod	61.1%							

Annual Accomplishments

Years	Accomplishment Narrative	# Benefiting
2019	During the months of July and August 2020 the region continued to be impacted with jobless claims due to business closures and layoffs caused by the COVID-19 pandemic. The ERC remained open to provide physical access to both tangible and digital resources within the Moreno Valley Employment Resource Center computer lab where users were able to apply and certify for unemployment benefits, build resumes and search for jobs. During these months we also enhanced our digital resource offerings with the launch of a new website to create a one stop access to remote services and continued to offer career preparedness workshops and hiring events online through Zoom webinars. We offered 36 online job training and employer information sessions and served in-person 575 Moreno Valley residents and individuals from across the Southern California region. During Mar-Aug 2020 601 unduplicated low/mod clients were assisted.	



U.S. Department of Housing and Urban Development
 Office of Community Planning and Development
 Integrated Disbursement and Information System
 CDBG Activity Summary Report (GPR) for Program Year 2020
 MORENO VALLEY

Date: 22-Sep-2021
 Time: 19:50
 Page: 57

PGM Year: 2020
Project: 0011 - RIVERSIDE AREA RAPE CRISIS CENTER, CHILD ABUSE PREVENTION PROGRAM 2020
IDIS Activity: 1053 - Riverside Area Rape Crisis Abuse Prevention Program (2020)

Status: Completed 6/30/2021 12:00:00 AM **Objective:** Create suitable living environments
Location: 1845 Chicago Ave Ste A Riverside, CA 92507-2366 **Outcome:** Availability/accessibility
Matrix Code: Crime Awareness (051) **National Objective:** LMC

Activity to prevent, prepare for, and respond to Coronavirus: No

Initial Funding Date: 12/15/2020

Description:

The Riverside Area Rape Crisis Center provides child abuse education and prevention programs through the Moreno Valley schools. The Rape Crisis Center also provides supportive services to victims of abuse and their families.

Financing

	Fund Type	Grant Year	Grant	Funded Amount	Drawn In Program Year	Drawn Thru Program Year
CDBG	EN	2020	B20MW060567	\$15,000.00	\$15,000.00	\$15,000.00
Total	Total			\$15,000.00	\$15,000.00	\$15,000.00

Proposed Accomplishments

People (General) : 2,000

Actual Accomplishments

Number assisted:

	Owner		Renter		Total		Person	
	Total	Hispanic	Total	Hispanic	Total	Hispanic	Total	Hispanic
White:	0	0	0	0	0	0	339	274
Black/African American:	0	0	0	0	0	0	61	0
Asian:	0	0	0	0	0	0	10	0
American Indian/Alaskan Native:	0	0	0	0	0	0	4	0
Native Hawaiian/Other Pacific Islander:	0	0	0	0	0	0	0	0
American Indian/Alaskan Native & White:	0	0	0	0	0	0	0	0
Asian White:	0	0	0	0	0	0	0	0
Black/African American & White:	0	0	0	0	0	0	0	0
American Indian/Alaskan Native & Black/African American:	0	0	0	0	0	0	0	0
Other multi-racial:	0	0	0	0	0	0	2,791	7
Asian/Pacific Islander:	0	0	0	0	0	0	0	0
Hispanic:	0	0	0	0	0	0	0	0
Total:	0	0	0	0	0	0	3,205	281



U.S. Department of Housing and Urban Development
 Office of Community Planning and Development
 Integrated Disbursement and Information System
 CDBG Activity Summary Report (GPR) for Program Year 2020
 MORENO VALLEY

Date: 22-Sep-2021
 Time: 19:50
 Page: 58

Female-headed Households:	0	0	0	
<i>Income Category:</i>				
	Owner	Renter	Total	Person
Extremely Low	0	0	0	0
Low Mod	0	0	0	1,643
Moderate	0	0	0	0
Non Low Moderate	0	0	0	1,562
Total	0	0	0	3,205
Percent Low/Mod	51.3%			

Annual Accomplishments

Years	Accomplishment Narrative	# Benefiting
2020	Riverside Area Rape Crises Center (RARCC) is at 160% of their year to date total, reaching their goal. Throughout the summer, RARCC will be reaching out to schools in Moreno Valley to set up presentations/partnerships for the new school year. RARCC has been able to implement some in person events as the number of COVID cases has decreased and number of vaccinations has increased. RARCC is taking all CDC precautions during in person events. RARCC is still offering virtual presentation to schools and organizations who are requesting them. RARCC will also be giving professional trainings to the Moreno Valley police in July 2021.	



U.S. Department of Housing and Urban Development
 Office of Community Planning and Development
 Integrated Disbursement and Information System
 CDBG Activity Summary Report (GPR) for Program Year 2020
 MORENO VALLEY

Date: 22-Sep-2021
 Time: 19:50
 Page: 59

PGM Year: 2020
Project: 0016 - HABITAT FOR HUMANITY, A BRUSH WITH KINDNESS 2020
IDIS Activity: 1054 - Habitat for Humanity - A Brush with Kindness CDBG Program 2020

Status: Open **Objective:** Create suitable living environments
Location: 2180 Iowa Ave Riverside, CA 92507-2413 **Outcome:** Availability/accessibility
Matrix Code: Rehab; Single-Unit Residential (14A) **National Objective:** LMH

Activity to prevent, prepare for, and respond to Coronavirus: No

Initial Funding Date: 12/15/2020

Description:
 A Brush with Kindness is an exterior home preservation services that offers exterior painting, landscaping, and minor exterior repairs for homeowners in need.

Financing

	Fund Type	Grant Year	Grant	Funded Amount	Drawn In Program Year	Drawn Thru Program Year
CDBG	EN	2020	B20MW060567	\$10,000.00	\$659.42	\$659.42
Total	Total			\$10,000.00	\$659.42	\$659.42

Proposed Accomplishments

Housing Units : 5

Actual Accomplishments

Number assisted:

	Owner		Renter		Total		Person	
	Total	Hispanic	Total	Hispanic	Total	Hispanic	Total	Hispanic
White:	0	0	0	0	0	0	0	0
Black/African American:	0	0	0	0	0	0	0	0
Asian:	0	0	0	0	0	0	0	0
American Indian/Alaskan Native:	0	0	0	0	0	0	0	0
Native Hawaiian/Other Pacific Islander:	0	0	0	0	0	0	0	0
American Indian/Alaskan Native & White:	0	0	0	0	0	0	0	0
Asian White:	0	0	0	0	0	0	0	0
Black/African American & White:	0	0	0	0	0	0	0	0
American Indian/Alaskan Native & Black/African American:	0	0	0	0	0	0	0	0
Other multi-racial:	0	0	0	0	0	0	0	0
Asian/Pacific Islander:	0	0	0	0	0	0	0	0
Hispanic:	0	0	0	0	0	0	0	0
Total:	0	0	0	0	0	0	0	0



U.S. Department of Housing and Urban Development
Office of Community Planning and Development
Integrated Disbursement and Information System
CDBG Activity Summary Report (GPR) for Program Year 2020
MORENO VALLEY

Date: 22-Sep-2021
Time: 19:50
Page: 60

Female-headed Households: 0 0 0

Income Category:

	Owner	Renter	Total	Person
Extremely Low	0	0	0	0
Low Mod	0	0	0	0
Moderate	0	0	0	0
Non Low Moderate	0	0	0	0
Total	0	0	0	0
Percent Low/Mod				

Annual Accomplishments

No data returned for this view. This might be because the applied filter excludes all data.



U.S. Department of Housing and Urban Development
 Office of Community Planning and Development
 Integrated Disbursement and Information System
 CDBG Activity Summary Report (GPR) for Program Year 2020
 MORENO VALLEY

Date: 22-Sep-2021
 Time: 19:50
 Page: 61

PGM Year: 2020
Project: 0027 - ADA RAMP IMPROVEMENTS 2020
IDIS Activity: 1055 - ADA Ramp Improvements - 1 - Cactus Ave and Redlands Blvd 2020

Status: Completed 6/30/2021 12:00:00 AM
Location: 14177 Frederick St Moreno Valley, CA 92553-9014
Objective: Create suitable living environments
Outcome: Availability/accessibility
Matrix Code: Other Public Improvements Not Listed in 03A-03S (03Z) **National Objective:** LMC

Activity to prevent, prepare for, and respond to Coronavirus: No

Initial Funding Date: 12/17/2020

Description:
 The activity will provide ADA compliance access for pedestrians on Cactus Ave and Redlands Blvd.

Financing

	Fund Type	Grant Year	Grant	Funded Amount	Drawn In Program Year	Drawn Thru Program Year
CDBG	EN	2017	B17MC060567	\$17,618.89	\$17,618.89	\$17,618.89
Total	Total			\$17,618.89	\$17,618.89	\$17,618.89

Proposed Accomplishments

People (General) : 758

Actual Accomplishments

Number assisted:

	Owner		Renter		Total		Person	
	Total	Hispanic	Total	Hispanic	Total	Hispanic	Total	Hispanic
White:	0	0	0	0	0	0	409	113
Black/African American:	0	0	0	0	0	0	219	85
Asian:	0	0	0	0	0	0	36	14
American Indian/Alaskan Native:	0	0	0	0	0	0	0	0
Native Hawaiian/Other Pacific Islander:	0	0	0	0	0	0	16	6
American Indian/Alaskan Native & White:	0	0	0	0	0	0	0	0
Asian White:	0	0	0	0	0	0	0	0
Black/African American & White:	0	0	0	0	0	0	0	0
American Indian/Alaskan Native & Black/African American:	0	0	0	0	0	0	0	0
Other multi-racial:	0	0	0	0	0	0	78	31
Asian/Pacific Islander:	0	0	0	0	0	0	0	0
Hispanic:	0	0	0	0	0	0	0	0
Total:	0	0	0	0	0	0	758	249



U.S. Department of Housing and Urban Development
 Office of Community Planning and Development
 Integrated Disbursement and Information System
 CDBG Activity Summary Report (GPR) for Program Year 2020
 MORENO VALLEY

Date: 22-Sep-2021
 Time: 19:50
 Page: 62

Female-headed Households:				0	0	0
<i>Income Category:</i>	Owner	Renter	Total		Person	
Extremely Low	0	0	0		0	
Low Mod	0	0	0		758	
Moderate	0	0	0		0	
Non Low Moderate	0	0	0		0	
Total	0	0	0		758	
Percent Low/Mod					100.0%	

Annual Accomplishments

Years	Accomplishment Narrative	# Benefiting
2020	The activity will provide ADA compliance access for pedestrians on Cactus Ave and Redlands Blvd.	



U.S. Department of Housing and Urban Development
 Office of Community Planning and Development
 Integrated Disbursement and Information System
 CDBG Activity Summary Report (GPR) for Program Year 2020
 MORENO VALLEY

Date: 22-Sep-2021
 Time: 19:50
 Page: 63

PGM Year: 2020
Project: 0027 - ADA RAMP IMPROVEMENTS 2020
IDIS Activity: 1056 - ADA Ramp Improvements - 2 - Campus Pkwy and Day St 2020

Status: Completed 6/30/2021 12:00:00 AM Objective: Create suitable living environments
 Location: 14177 Frederick St Moreno Valley, CA 92553-9014 Outcome: Availability/accessibility
 Matrix Code: Other Public Improvements Not Listed National Objective: LMC
 in 03A-03S (03Z)

Activity to prevent, prepare for, and respond to Coronavirus: No

Initial Funding Date: 12/17/2020

Description:
 The activity will provide ADA compliance access for pedestrians on Campus Parkway and Day Street.

Financing

	Fund Type	Grant Year	Grant	Funded Amount	Drawn In Program Year	Drawn Thru Program Year
CDBG	EN	2017	B17MC060567	\$17,618.89	\$17,618.89	\$17,618.89
Total	Total			\$17,618.89	\$17,618.89	\$17,618.89

Proposed Accomplishments
 People (General) : 989

Actual Accomplishments

Number assisted:	Owner		Renter		Total		Person	
	Total	Hispanic	Total	Hispanic	Total	Hispanic	Total	Hispanic
White:	0	0	0	0	0	0	253	129
Black/African American:	0	0	0	0	0	0	274	114
Asian:	0	0	0	0	0	0	142	59
American Indian/Alaskan Native:	0	0	0	0	0	0	5	2
Native Hawaiian/Other Pacific Islander:	0	0	0	0	0	0	0	0
American Indian/Alaskan Native & White:	0	0	0	0	0	0	0	0
Asian White:	0	0	0	0	0	0	0	0
Black/African American & White:	0	0	0	0	0	0	0	0
American Indian/Alaskan Native & Black/African American:	0	0	0	0	0	0	0	0
Other multi-racial:	0	0	0	0	0	0	315	131
Asian/Pacific Islander:	0	0	0	0	0	0	0	0
Hispanic:	0	0	0	0	0	0	0	0
Total:	0	0	0	0	0	0	989	435



U.S. Department of Housing and Urban Development
 Office of Community Planning and Development
 Integrated Disbursement and Information System
 CDBG Activity Summary Report (GPR) for Program Year 2020
 MORENO VALLEY

Date: 22-Sep-2021
 Time: 19:50
 Page: 64

Female-headed Households:	0	0	0
<i>Income Category:</i>			
	Owner	Renter	Total
Extremely Low	0	0	0
Low Mod	0	0	0
Moderate	0	0	0
Non Low Moderate	0	0	0
Total	0	0	0
Percent Low/Mod	100.0%		

Annual Accomplishments

Years	Accomplishment Narrative	# Benefitting
2020	The activity will provide ADA compliance access for pedestrians on Campus Parkway and Day Street.	



U.S. Department of Housing and Urban Development
 Office of Community Planning and Development
 Integrated Disbursement and Information System
 CDBG Activity Summary Report (GPR) for Program Year 2020
 MORENO VALLEY

Date: 22-Sep-2021
 Time: 19:50
 Page: 65

PGM Year: 2020
Project: 0027 - ADA RAMP IMPROVEMENTS 2020
IDIS Activity: 1057 - ADA Ramp Improvements - 3 - Gateway Dr and Day St 2020

Status: Completed 6/30/2021 12:00:00 AM **Objective:** Create suitable living environments
Location: 14177 Frederick St Moreno Valley, CA 92553-9014 **Outcome:** Availability/accessibility
Matrix Code: Other Public Improvements Not Listed **National Objective:** LMC
 in 03A-03S (03Z)

Activity to prevent, prepare for, and respond to Coronavirus: No

Initial Funding Date: 12/17/2020

Description:
 The activity will provide ADA compliance access for pedestrians on Gateway Drive and Day Street.

Financing

	Fund Type	Grant Year	Grant	Funded Amount	Drawn In Program Year	Drawn Thru Program Year
CDBG	EN	2017	B17MC060567	\$17,618.89	\$17,618.89	\$17,618.89
Total	Total			\$17,618.89	\$17,618.89	\$17,618.89

Proposed Accomplishments

People (General) : 989

Actual Accomplishments

Number assisted:

	Owner		Renter		Total		Person	
	Total	Hispanic	Total	Hispanic	Total	Hispanic	Total	Hispanic
White:	0	0	0	0	0	0	253	129
Black/African American:	0	0	0	0	0	0	274	114
Asian:	0	0	0	0	0	0	142	59
American Indian/Alaskan Native:	0	0	0	0	0	0	5	2
Native Hawaiian/Other Pacific Islander:	0	0	0	0	0	0	0	0
American Indian/Alaskan Native & White:	0	0	0	0	0	0	0	0
Asian White:	0	0	0	0	0	0	0	0
Black/African American & White:	0	0	0	0	0	0	0	0
American Indian/Alaskan Native & Black/African American:	0	0	0	0	0	0	0	0
Other multi-racial:	0	0	0	0	0	0	315	131
Asian/Pacific Islander:	0	0	0	0	0	0	0	0
Hispanic:	0	0	0	0	0	0	0	0
Total:	0	0	0	0	0	0	989	435



U.S. Department of Housing and Urban Development
 Office of Community Planning and Development
 Integrated Disbursement and Information System
 CDBG Activity Summary Report (GPR) for Program Year 2020
 MORENO VALLEY

Date: 22-Sep-2021
 Time: 19:50
 Page: 66

Female-headed Households:	0	0	0	
<i>Income Category:</i>				
	Owner	Renter	Total	Person
Extremely Low	0	0	0	0
Low Mod	0	0	0	989
Moderate	0	0	0	0
Non Low Moderate	0	0	0	0
Total	0	0	0	989
Percent Low/Mod	100.0%			

Annual Accomplishments

Years	Accomplishment Narrative	# Benefiting
2020	The activity will provide ADA compliance access for pedestrians on Gateway Drive and Day Street.	



U.S. Department of Housing and Urban Development
 Office of Community Planning and Development
 Integrated Disbursement and Information System
 CDBG Activity Summary Report (GPR) for Program Year 2020
 MORENO VALLEY

Date: 22-Sep-2021
 Time: 19:50
 Page: 67

PGM Year: 2020
Project: 0027 - ADA RAMP IMPROVEMENTS 2020
IDIS Activity: 1058 - ADA Ramp Improvements - 4 - Heacock St and Lake Summit Dr 2020

Status: Completed 6/30/2021 12:00:00 AM
Location: 14177 Frederick St Moreno Valley, CA 92553-9014
Objective: Create suitable living environments
Outcome: Availability/accessibility
Matrix Code: Other Public Improvements Not Listed in 03A-03S (03Z)
National Objective: LMC

Activity to prevent, prepare for, and respond to Coronavirus: No

Initial Funding Date: 12/17/2020

Description:
 The activity will provide ADA compliance access for pedestrians on Heacock Street and Lake Summit Drive.

Financing

	Fund Type	Grant Year	Grant	Funded Amount	Drawn In Program Year	Drawn Thru Program Year
CDBG	EN	2017	B17MC060567	\$17,618.89	\$17,618.89	\$17,618.89
Total	Total			\$17,618.89	\$17,618.89	\$17,618.89

Proposed Accomplishments

People (General) : 1,355

Actual Accomplishments

Number assisted:

	Owner		Renter		Total		Person	
	Total	Hispanic	Total	Hispanic	Total	Hispanic	Total	Hispanic
White:	0	0	0	0	0	0	696	213
Black/African American:	0	0	0	0	0	0	344	113
Asian:	0	0	0	0	0	0	51	17
American Indian/Alaskan Native:	0	0	0	0	0	0	34	11
Native Hawaiian/Other Pacific Islander:	0	0	0	0	0	0	0	0
American Indian/Alaskan Native & White:	0	0	0	0	0	0	0	0
Asian White:	0	0	0	0	0	0	0	0
Black/African American & White:	0	0	0	0	0	0	0	0
American Indian/Alaskan Native & Black/African American:	0	0	0	0	0	0	0	0
Other multi-racial:	0	0	0	0	0	0	230	75
Asian/Pacific Islander:	0	0	0	0	0	0	0	0
Hispanic:	0	0	0	0	0	0	0	0
Total:	0	0	0	0	0	0	1,355	429



U.S. Department of Housing and Urban Development
 Office of Community Planning and Development
 Integrated Disbursement and Information System
 CDBG Activity Summary Report (GPR) for Program Year 2020
 MORENO VALLEY

Date: 22-Sep-2021
 Time: 19:50
 Page: 68

Female-headed Households:	0	0	0	
<i>Income Category:</i>				
	Owner	Renter	Total	Person
Extremely Low	0	0	0	0
Low Mod	0	0	0	1,355
Moderate	0	0	0	0
Non Low Moderate	0	0	0	0
Total	0	0	0	1,355
Percent Low/Mod				100.0%

Annual Accomplishments

Years	Accomplishment Narrative	# Benefiting
2020	The activity will provide ADA compliance access for pedestrians on Heacock Street and Lake Summit Drive.	



U.S. Department of Housing and Urban Development
 Office of Community Planning and Development
 Integrated Disbursement and Information System
 CDBG Activity Summary Report (GPR) for Program Year 2020
 MORENO VALLEY

Date: 22-Sep-2021
 Time: 19:50
 Page: 69

PGM Year: 2020
Project: 0027 - ADA RAMP IMPROVEMENTS 2020
IDIS Activity: 1059 - ADA Ramp Improvements - 5 - Hidden Springs Dr and Country Gate Rd 2020

Status: Completed 6/30/2021 12:00:00 AM
Location: 14177 Frederick St Moreno Valley, CA 92553-9014
Objective: Create suitable living environments
Outcome: Availability/accessibility
Matrix Code: Other Public Improvements Not Listed in 03A-03S (03Z) **National Objective:** LMC

Activity to prevent, prepare for, and respond to Coronavirus: No

Initial Funding Date: 12/17/2020

Description:
 The activity will provide ADA compliance access for pedestrians on Hidden Springs Drive and Country Gate Road.

Financing

	Fund Type	Grant Year	Grant	Funded Amount	Drawn In Program Year	Drawn Thru Program Year
CDBG	EN	2017	B17MC060567	\$17,618.89	\$17,618.89	\$17,618.89
Total	Total			\$17,618.89	\$17,618.89	\$17,618.89

Proposed Accomplishments

People (General) : 505

Actual Accomplishments

Number assisted:

	Owner		Renter		Total		Person	
	Total	Hispanic	Total	Hispanic	Total	Hispanic	Total	Hispanic
White:	0	0	0	0	0	0	349	112
Black/African American:	0	0	0	0	0	0	78	17
Asian:	0	0	0	0	0	0	34	7
American Indian/Alaskan Native:	0	0	0	0	0	0	0	0
Native Hawaiian/Other Pacific Islander:	0	0	0	0	0	0	0	0
American Indian/Alaskan Native & White:	0	0	0	0	0	0	0	0
Asian White:	0	0	0	0	0	0	0	0
Black/African American & White:	0	0	0	0	0	0	0	0
American Indian/Alaskan Native & Black/African American:	0	0	0	0	0	0	0	0
Other multi-racial:	0	0	0	0	0	0	44	9
Asian/Pacific Islander:	0	0	0	0	0	0	0	0
Hispanic:	0	0	0	0	0	0	0	0
Total:	0	0	0	0	0	0	505	145



U.S. Department of Housing and Urban Development
 Office of Community Planning and Development
 Integrated Disbursement and Information System
 CDBG Activity Summary Report (GPR) for Program Year 2020
 MORENO VALLEY

Date: 22-Sep-2021
 Time: 19:50
 Page: 70

Female-headed Households:	0	0	0	
<i>Income Category:</i>				
	Owner	Renter	Total	Person
Extremely Low	0	0	0	0
Low Mod	0	0	0	505
Moderate	0	0	0	0
Non Low Moderate	0	0	0	0
Total	0	0	0	505
Percent Low/Mod	100.0%			

Annual Accomplishments

Years	Accomplishment Narrative	# Benefiting
2020	The activity will provide ADA compliance access for pedestrians on Hidden Springs Dr and Country Gate Rd.	



U.S. Department of Housing and Urban Development
 Office of Community Planning and Development
 Integrated Disbursement and Information System
 CDBG Activity Summary Report (GPR) for Program Year 2020
 MORENO VALLEY

Date: 22-Sep-2021
 Time: 19:50
 Page: 71

PGM Year: 2020
Project: 0027 - ADA RAMP IMPROVEMENTS 2020
IDIS Activity: 1060 - ADA Ramp Improvements - 6 - Perris Blvd and Iris Ave 2020

Status: Completed 6/30/2021 12:00:00 AM
Location: 14177 Frederick St Moreno Valley, CA 92553-9014
Objective: Create suitable living environments
Outcome: Availability/accessibility
Matrix Code: Other Public Improvements Not Listed
National Objective: LMC
 in 03A-03S (03Z)

Activity to prevent, prepare for, and respond to Coronavirus: No

Initial Funding Date: 12/17/2020

Description:
 The activity will provide ADA compliance access for pedestrians on Perris Boulevard and Iris Ave.

Financing

	Fund Type	Grant Year	Grant	Funded Amount	Drawn In Program Year	Drawn Thru Program Year
CDBG	EN	2017	B17MC060567	\$17,618.89	\$17,618.89	\$17,618.89
Total	Total			\$17,618.89	\$17,618.89	\$17,618.89

Proposed Accomplishments

People (General) : 747

Actual Accomplishments

Number assisted:

	Owner		Renter		Total		Person	
	Total	Hispanic	Total	Hispanic	Total	Hispanic	Total	Hispanic
White:	0	0	0	0	0	0	285	112
Black/African American:	0	0	0	0	0	0	112	17
Asian:	0	0	0	0	0	0	31	7
American Indian/Alaskan Native:	0	0	0	0	0	0	0	0
Native Hawaiian/Other Pacific Islander:	0	0	0	0	0	0	0	0
American Indian/Alaskan Native & White:	0	0	0	0	0	0	0	0
Asian White:	0	0	0	0	0	0	0	0
Black/African American & White:	0	0	0	0	0	0	0	0
American Indian/Alaskan Native & Black/African American:	0	0	0	0	0	0	0	0
Other multi-racial:	0	0	0	0	0	0	319	9
Asian/Pacific Islander:	0	0	0	0	0	0	0	0
Hispanic:	0	0	0	0	0	0	0	0
Total:	0	0	0	0	0	0	747	145



U.S. Department of Housing and Urban Development
 Office of Community Planning and Development
 Integrated Disbursement and Information System
 CDBG Activity Summary Report (GPR) for Program Year 2020
 MORENO VALLEY

Date: 22-Sep-2021
 Time: 19:50
 Page: 72

Female-headed Households:	0	0	0	
<i>Income Category:</i>				
	Owner	Renter	Total	Person
Extremely Low	0	0	0	0
Low Mod	0	0	0	747
Moderate	0	0	0	0
Non Low Moderate	0	0	0	0
Total	0	0	0	747
Percent Low/Mod	100.0%			

Annual Accomplishments

Years	Accomplishment Narrative	# Benefiting
2020	The activity will provide ADA compliance access for pedestrians on Perris Boulevard and Iris Ave.	



U.S. Department of Housing and Urban Development
 Office of Community Planning and Development
 Integrated Disbursement and Information System
 CDBG Activity Summary Report (GPR) for Program Year 2020
 MORENO VALLEY

Date: 22-Sep-2021
 Time: 19:50
 Page: 73

PGM Year: 2020
Project: 0027 - ADA RAMP IMPROVEMENTS 2020
IDIS Activity: 1061 - ADA Ramp Improvements - 7 - Perris Blvd and Brodiaaea Ave 2020

Status: Completed 6/30/2021 12:00:00 AM
Location: 14177 Frederick St Moreno Valley, CA 92553-9014
Objective: Create suitable living environments
Outcome: Availability/accessibility
Matrix Code: Other Public Improvements Not Listed
National Objective: LMC
 in 03A-03S (03Z)

Activity to prevent, prepare for, and respond to Coronavirus: No

Initial Funding Date: 12/17/2020

Description:
 The activity will provide ADA compliance access for pedestrians on Perris Blvd and Brodiaaea Ave.

Financing

	Fund Type	Grant Year	Grant	Funded Amount	Drawn In Program Year	Drawn Thru Program Year
CDBG	EN	2017	B17MC060567	\$24,692.89	\$24,692.89	\$24,692.89
Total	Total			\$24,692.89	\$24,692.89	\$24,692.89

Proposed Accomplishments

People (General) : 436

Actual Accomplishments

Number assisted:

	Owner		Renter		Total		Person	
	Total	Hispanic	Total	Hispanic	Total	Hispanic	Total	Hispanic
White:	0	0	0	0	0	0	239	60
Black/African American:	0	0	0	0	0	0	44	28
Asian:	0	0	0	0	0	0	23	14
American Indian/Alaskan Native:	0	0	0	0	0	0	4	3
Native Hawaiian/Other Pacific Islander:	0	0	0	0	0	0	0	0
American Indian/Alaskan Native & White:	0	0	0	0	0	0	0	0
Asian White:	0	0	0	0	0	0	0	0
Black/African American & White:	0	0	0	0	0	0	0	0
American Indian/Alaskan Native & Black/African American:	0	0	0	0	0	0	0	0
Other multi-racial:	0	0	0	0	0	0	126	79
Asian/Pacific Islander:	0	0	0	0	0	0	0	0
Hispanic:	0	0	0	0	0	0	0	0
Total:	0	0	0	0	0	0	436	184



U.S. Department of Housing and Urban Development
 Office of Community Planning and Development
 Integrated Disbursement and Information System
 CDBG Activity Summary Report (GPR) for Program Year 2020
 MORENO VALLEY

Date: 22-Sep-2021
 Time: 19:50
 Page: 74

Female-headed Households:	0	0	0	
<i>Income Category:</i>				
	Owner	Renter	Total	Person
Extremely Low	0	0	0	0
Low Mod	0	0	0	436
Moderate	0	0	0	0
Non Low Moderate	0	0	0	0
Total	0	0	0	436
Percent Low/Mod	100.0%			

Annual Accomplishments

Years	Accomplishment Narrative	# Benefiting
2020	The activity will provide ADA compliance access for pedestrians on Perris Blvd and Brodiaaea Ave.	



U.S. Department of Housing and Urban Development
 Office of Community Planning and Development
 Integrated Disbursement and Information System
 CDBG Activity Summary Report (GPR) for Program Year 2020
 MORENO VALLEY

Date: 22-Sep-2021
 Time: 19:50
 Page: 75

PGM Year: 2020
Project: 0027 - ADA RAMP IMPROVEMENTS 2020
IDIS Activity: 1062 - ADA Ramp Improvements - 8 - Perris Blvd and Delphinium Ave 2020

Status: Completed 6/30/2021 12:00:00 AM
Location: 14177 Frederick St Moreno Valley, CA 92553-9014
Objective: Create suitable living environments
Outcome: Availability/accessibility
Matrix Code: Other Public Improvements Not Listed in 03A-03S (03Z) **National Objective:** LMC

Activity to prevent, prepare for, and respond to Coronavirus: No

Initial Funding Date: 12/17/2020

Description:
 The activity will provide ADA compliance access for pedestrians on Perris Blvd and Delphinium Ave.

Financing

	Fund Type	Grant Year	Grant	Funded Amount	Drawn In Program Year	Drawn Thru Program Year
CDBG	EN	2017	B17MC060567	\$31,766.89	\$31,766.89	\$31,766.89
Total	Total			\$31,766.89	\$31,766.89	\$31,766.89

Proposed Accomplishments

People (General) : 501

Actual Accomplishments

Number assisted:

	Owner		Renter		Total		Person	
	Total	Hispanic	Total	Hispanic	Total	Hispanic	Total	Hispanic
White:	0	0	0	0	0	0	164	38
Black/African American:	0	0	0	0	0	0	105	62
Asian:	0	0	0	0	0	0	12	7
American Indian/Alaskan Native:	0	0	0	0	0	0	4	3
Native Hawaiian/Other Pacific Islander:	0	0	0	0	0	0	0	0
American Indian/Alaskan Native & White:	0	0	0	0	0	0	0	0
Asian White:	0	0	0	0	0	0	0	0
Black/African American & White:	0	0	0	0	0	0	0	0
American Indian/Alaskan Native & Black/African American:	0	0	0	0	0	0	0	0
Other multi-racial:	0	0	0	0	0	0	216	127
Asian/Pacific Islander:	0	0	0	0	0	0	0	0
Hispanic:	0	0	0	0	0	0	0	0
Total:	0	0	0	0	0	0	501	237



U.S. Department of Housing and Urban Development
 Office of Community Planning and Development
 Integrated Disbursement and Information System
 CDBG Activity Summary Report (GPR) for Program Year 2020
 MORENO VALLEY

Date: 22-Sep-2021
 Time: 19:50
 Page: 76

Female-headed Households:	0	0	0	
<i>Income Category:</i>				
	Owner	Renter	Total	Person
Extremely Low	0	0	0	0
Low Mod	0	0	0	501
Moderate	0	0	0	0
Non Low Moderate	0	0	0	0
Total	0	0	0	501
Percent Low/Mod	100.0%			

Annual Accomplishments

Years	Accomplishment Narrative	# Benefiting
2020	The activity will provide ADA compliance access for pedestrians on Perris Blvd and Delphinium Ave.	



U.S. Department of Housing and Urban Development
 Office of Community Planning and Development
 Integrated Disbursement and Information System
 CDBG Activity Summary Report (GPR) for Program Year 2020
 MORENO VALLEY

Date: 22-Sep-2021
 Time: 19:50
 Page: 77

PGM Year: 2020
Project: 0027 - ADA RAMP IMPROVEMENTS 2020
IDIS Activity: 1063 - ADA Ramp Improvements - 9 - Driveways at 13027 & 13057 Perris Blvd 2020

Status: Completed 6/30/2021 12:00:00 AM
Location: 14177 Frederick St Moreno Valley, CA 92553-9014
Objective: Create suitable living environments
Outcome: Availability/accessibility
Matrix Code: Other Public Improvements Not Listed in 03A-03S (03Z) **National Objective:** LMC

Activity to prevent, prepare for, and respond to Coronavirus: No

Initial Funding Date: 12/17/2020

Description:
 The activity will provide ADA compliance access for pedestrians on the driveways at 13027 & 13057 Perris Blvd.

Financing

	Fund Type	Grant Year	Grant	Funded Amount	Drawn In Program Year	Drawn Thru Program Year
CDBG	EN	2017	B17MC060567	\$27,826.88	\$27,826.88	\$27,826.88
Total	Total			\$27,826.88	\$27,826.88	\$27,826.88

Proposed Accomplishments

People (General) : 823

Actual Accomplishments

Number assisted:

	Owner		Renter		Total		Person	
	Total	Hispanic	Total	Hispanic	Total	Hispanic	Total	Hispanic
White:	0	0	0	0	0	0	352	206
Black/African American:	0	0	0	0	0	0	170	93
Asian:	0	0	0	0	0	0	25	14
American Indian/Alaskan Native:	0	0	0	0	0	0	0	0
Native Hawaiian/Other Pacific Islander:	0	0	0	0	0	0	0	0
American Indian/Alaskan Native & White:	0	0	0	0	0	0	0	0
Asian White:	0	0	0	0	0	0	0	0
Black/African American & White:	0	0	0	0	0	0	0	0
American Indian/Alaskan Native & Black/African American:	0	0	0	0	0	0	0	0
Other multi-racial:	0	0	0	0	0	0	276	150
Asian/Pacific Islander:	0	0	0	0	0	0	0	0
Hispanic:	0	0	0	0	0	0	0	0
Total:	0	0	0	0	0	0	823	463



U.S. Department of Housing and Urban Development
 Office of Community Planning and Development
 Integrated Disbursement and Information System
 CDBG Activity Summary Report (GPR) for Program Year 2020
 MORENO VALLEY

Date: 22-Sep-2021
 Time: 19:50
 Page: 78

Female-headed Households:			0	0	0
<i>Income Category:</i>	Owner	Renter	Total	Person	
Extremely Low	0	0	0	0	
Low Mod	0	0	0	823	
Moderate	0	0	0	0	
Non Low Moderate	0	0	0	0	
Total	0	0	0	823	
Percent Low/Mod				100.0%	

Annual Accomplishments

Years	Accomplishment Narrative	# Benefiting
2020	The activity will provide ADA compliance access for pedestrians on the driveways at 13027 & 13057 Perris Blvd.	



U.S. Department of Housing and Urban Development
 Office of Community Planning and Development
 Integrated Disbursement and Information System
 CDBG Activity Summary Report (GPR) for Program Year 2020
 MORENO VALLEY

Date: 22-Sep-2021
 Time: 19:50
 Page: 79

PGM Year: 2020
Project: 0017 - THE SALVATION ARMY, HOMELESS TO WORK PROGRAM 2020
IDIS Activity: 1069 - The Salvation Army - Neighborhood Cleanup 2020

Status: Open **Objective:** Create suitable living environments
Location: 14068 Graham St Moreno Valley, CA 92553-8830 **Outcome:** Availability/accessibility
Matrix Code: Interim Assistance (06) **National Objective:** LMA

Activity to prevent, prepare for, and respond to Coronavirus: No

Initial Funding Date: 03/10/2021

Description:
 This program is to provide clean-up services throughout the City of Moreno Valley. The sites will be identified by Waste and Management. Salvation Army will provide transportation and supervision to the employees hired to do the cleanup. Salvation Army hopes to provide at least 90 days of cleanup throughout the year. This will help to beautify the city.

Financing

	Fund Type	Grant Year	Grant	Funded Amount	Drawn In Program Year	Drawn Thru Program Year
CDBG	EN	2020	B20MW060567	\$30,000.00	\$0.00	\$0.00
Total	Total			\$30,000.00	\$0.00	\$0.00

Proposed Accomplishments
 People (General) : 35,575
 Total Population in Service Area: 67,430
 Census Tract Percent Low / Mod: 67.26

Annual Accomplishments
 No data returned for this view. This might be because the applied filter excludes all data.



U.S. Department of Housing and Urban Development
 Office of Community Planning and Development
 Integrated Disbursement and Information System
 CDBG Activity Summary Report (GPR) for Program Year 2020
 MORENO VALLEY

Date: 22-Sep-2021
 Time: 19:50
 Page: 80

PGM Year: 2019
Project: 0031 - UNITED WAY OF INLAND VALLEYS, CDBG-CV-RENTAL RESCUE SUBSISTENCE PAYMENTS
IDIS Activity: 1070 - CDBG-CV MoVal Rental Rescue Subsistence Payments Program

Status: Open **Objective:** Create suitable living environments
Location: 1835 Chicago Ave Ste B Ste.B Riverside, CA 92507-2309 **Outcome:** Availability/accessibility
Matrix Code: Subsistence Payment (05Q) **National Objective:** LMC

Activity to prevent, prepare for, and respond to Coronavirus: Yes

Initial Funding Date: 03/18/2021

Description:
 MoVal Rental Rescue Subsistence Payments Program will distribute rental and financial assistance to Moreno Valley residents affected by COVID-19 due to lay-off, furlough and business closures.
 As a result, individuals and families are at imminent risk of losing, or have already lost, housing stability.
 The program will assist in two ways: Homelessness Prevention to keep at-risk tenants housed and Rapid Re-Housing for persons experiencing homelessness.
 Eligible households will receive up to \$5,000.00 to sustain housing.
 The goal is to assist 28 households (112 people).

Financing

	Fund Type	Grant Year	Grant	Funded Amount	Drawn In Program Year	Drawn Thru Program Year
CDBG	EN	2020	B20MW060567	\$150,000.00	\$0.00	\$0.00
Total	Total			\$150,000.00	\$0.00	\$0.00

Proposed Accomplishments

People (General) : 112

Actual Accomplishments

Number assisted:

	Owner		Renter		Total		Person	
	Total	Hispanic	Total	Hispanic	Total	Hispanic	Total	Hispanic
White:	0	0	0	0	0	0	0	0
Black/African American:	0	0	0	0	0	0	0	0
Asian:	0	0	0	0	0	0	0	0
American Indian/Alaskan Native:	0	0	0	0	0	0	0	0
Native Hawaiian/Other Pacific Islander:	0	0	0	0	0	0	0	0
American Indian/Alaskan Native & White:	0	0	0	0	0	0	0	0
Asian White:	0	0	0	0	0	0	0	0
Black/African American & White:	0	0	0	0	0	0	0	0
American Indian/Alaskan Native & Black/African American:	0	0	0	0	0	0	0	0
Other multi-racial:	0	0	0	0	0	0	0	0



U.S. Department of Housing and Urban Development
 Office of Community Planning and Development
 Integrated Disbursement and Information System
 CDBG Activity Summary Report (GPR) for Program Year 2020
 MORENO VALLEY

Date: 22-Sep-2021
 Time: 19:50
 Page: 81

Asian/Pacific Islander:	0	0	0	0	0	0	0	0
Hispanic:	0	0	0	0	0	0	0	0
Total:	0	0	0	0	0	0	0	0

Female-headed Households: 0 0 0 0

Income Category:

	Owner	Renter	Total	Person
Extremely Low	0	0	0	0
Low Mod	0	0	0	0
Moderate	0	0	0	0
Non Low Moderate	0	0	0	0
Total	0	0	0	0

Percent Low/Mod

Annual Accomplishments

No data returned for this view. This might be because the applied filter excludes all data.



U.S. Department of Housing and Urban Development
 Office of Community Planning and Development
 Integrated Disbursement and Information System
 CDBG Activity Summary Report (GPR) for Program Year 2020
 MORENO VALLEY

Date: 22-Sep-2021
 Time: 19:50
 Page: 82

PGM Year: 2019
Project: 0032 - CV-Senior Eats- 2 week extension
IDIS Activity: 1071 - CDBG-CV Senior Eats - Extension

Status: Open
Location: 14075 Frederick St Moreno Valley, CA 92553-9057
Objective: Create suitable living environments
Outcome: Availability/accessibility
Matrix Code: Health Services (05M) **National Objective:** LMC

Activity to prevent, prepare for, and respond to Coronavirus: Yes

Initial Funding Date: 03/31/2021

Description:

The City of Moreno Valley Senior Eats program was derived from the California Governors Office of Emergency Services (Cal OES) and the California Department of Agings (CDA) the Great Plates Delivered program initiative, a meal delivery service for Californias older adults beginning March 25, 2020. The purpose of program is twofold: 1) Help MoVal seniors 65 and older and other adults at high risk from COVID-19 to stay home and stay healthy by delivering two nutritious meals a day, and; 2) Provide essential economic stimulus to MoVal businesses struggling to stay afloat during the COVID-19 crisis. The program is targeting to provide lunch and dinner to 151 seniors and high risk adults Monday-Friday each week. These meals will help in supplementing the resident's daily meals. The goal of Senior Eats 2-Week Extension program is to extend Senior Eats program for two additional weeks beyond the federal and state program end date. This will allow the City to notify participants in a timely manner since the federal agency has been notifying the City with only 1 or 2 days notice of the extension. The need and project success will have fed 151 eligible participants and kept part-time staff employed during the COVID-19 pandemic.

Financing

	Fund Type	Grant Year	Grant	Funded Amount	Drawn In Program Year	Drawn Thru Program Year
CDBG	EN	2020	B20MW060567	\$76,000.00	\$0.00	\$0.00
Total	Total			\$76,000.00	\$0.00	\$0.00

Proposed Accomplishments

People (General) : 151

Actual Accomplishments

Number assisted:

	Owner		Renter		Total		Person	
	Total	Hispanic	Total	Hispanic	Total	Hispanic	Total	Hispanic
White:	0	0	0	0	0	0	0	0
Black/African American:	0	0	0	0	0	0	0	0
Asian:	0	0	0	0	0	0	0	0
American Indian/Alaskan Native:	0	0	0	0	0	0	0	0
Native Hawaiian/Other Pacific Islander:	0	0	0	0	0	0	0	0
American Indian/Alaskan Native & White:	0	0	0	0	0	0	0	0
Asian White:	0	0	0	0	0	0	0	0
Black/African American & White:	0	0	0	0	0	0	0	0



U.S. Department of Housing and Urban Development
 Office of Community Planning and Development
 Integrated Disbursement and Information System
 CDBG Activity Summary Report (GPR) for Program Year 2020
 MORENO VALLEY

Date: 22-Sep-2021
 Time: 19:50
 Page: 83

American Indian/Alaskan Native & Black/African American:	0	0	0	0	0	0	0	0
Other multi-racial:	0	0	0	0	0	0	0	0
Asian/Pacific Islander:	0	0	0	0	0	0	0	0
Hispanic:	0	0	0	0	0	0	0	0
Total:	0	0	0	0	0	0	0	0
Female-headed Households:	0		0		0			

Income Category:

	Owner	Renter	Total	Person
Extremely Low	0	0	0	0
Low Mod	0	0	0	0
Moderate	0	0	0	0
Non Low Moderate	0	0	0	0
Total	0	0	0	0
Percent Low/Mod				

Annual Accomplishments

No data returned for this view. This might be because the applied filter excludes all data.



U.S. Department of Housing and Urban Development
Office of Community Planning and Development
Integrated Disbursement and Information System
CDBG Activity Summary Report (GPR) for Program Year 2020
MORENO VALLEY

Date: 22-Sep-2021
Time: 19:50
Page: 84

Total Funded Amount:	\$5,757,618.14
Total Drawn Thru Program Year:	\$2,442,465.51
Total Drawn In Program Year:	\$2,343,721.15



U.S. Department of Housing and Urban Development
Office of Community Planning and Development
Integrated Disbursement and Information System
Status of HOME Activities - Entitlement
MORENO VALLEY, CA

DATE: 09-23-21
TIME: 13:01
PAGE: 1

IDIS - PR22

Tenure Type	Activity Type	IDIS Activity	Activity Address	Activity Status	Status Date	Total Units	Home Units	Initial Funding Date	Committed Amount	Drawn Amount	PCT
Rental	NEW CONSTRUCTION	560	PERRIS ISLE SENIOR APARTMENTS , MORENO VALLEY CA, 92553	Completed	08/10/21	189	148	12/02/08	\$689,100.00	\$689,100.00	100.00%
Rental	NEW CONSTRUCTION	1028	14177 Frederick St 14177 Frederick St , Open Moreno Valley CA, 92553	Open	08/17/21	5	5	09/03/20	\$1,000,000.00	\$385,689.50	38.57%
Homeowner Rehab	REHABILITATION	1011	2180 Iowa Ave , Riverside CA, 92507	Open	08/17/21	10	10	11/20/19	\$225,000.00	\$176,963.74	78.65%
Homeowner Rehab	REHABILITATION	1012	2180 Iowa Ave , Riverside CA, 92507	Open	08/17/21	17	17	11/20/19	\$395,000.00	\$324,963.98	82.27%



CDBG Summary of Accomplishments

Program Year: 2020

MORENO VALLEY

Count of CDBG Activities with Disbursements by Activity Group & Matrix Code

Activity Group	Activity Category	Open Count	Open Activities Disbursed	Completed Count	Completed Activities Disbursed	Program Year Count	Total Activities Disbursed
Economic Development	ED Direct Financial Assistance to For-Profits (18A)	0	\$0.00	1	\$382,909.47	1	\$382,909.47
	Micro-Enterprise Assistance (18C)	0	\$0.00	1	\$0.00	1	\$0.00
	Total Economic Development	0	\$0.00	2	\$382,909.47	2	\$382,909.47
Housing	Rehab; Single-Unit Residential (14A)	1	\$659.42	0	\$0.00	1	\$659.42
	Energy Efficiency Improvements (14F)	2	\$51,163.15	0	\$0.00	2	\$51,163.15
	Total Housing	3	\$51,822.57	0	\$0.00	3	\$51,822.57
Public Facilities and Improvements	Street Improvements (03K)	2	\$266,754.09	2	\$0.00	4	\$266,754.09
	Other Public Improvements Not Listed in 03A-03S (03Z)	0	\$0.00	12	\$269,113.23	12	\$269,113.23
	Total Public Facilities and Improvements	2	\$266,754.09	14	\$269,113.23	16	\$535,867.32
Public Services	Operating Costs of Homeless/AIDS Patients Programs (03T)	0	\$0.00	1	\$15,000.00	1	\$15,000.00
	Senior Services (05A)	0	\$0.00	2	\$80,000.00	2	\$80,000.00
	Employment Training (05H)	0	\$0.00	2	\$150,705.00	2	\$150,705.00
	Crime Awareness (05I)	0	\$0.00	2	\$87,071.50	2	\$87,071.50
	Fair Housing Activities (if CDBG, then subject to 15% cap) (05J)	0	\$0.00	1	\$37,336.58	1	\$37,336.58
	Tenant/Landlord Counseling (05K)	0	\$0.00	1	\$18,394.16	1	\$18,394.16
	Health Services (05M)	1	\$0.00	3	\$482,336.00	4	\$482,336.00
	Abused and Neglected Children (05N)	0	\$0.00	1	\$30,000.00	1	\$30,000.00
	Subsistence Payment (05Q)	1	\$0.00	0	\$0.00	1	\$0.00
	Total Public Services	2	\$0.00	13	\$900,843.24	15	\$900,843.24
General Administration and Planning	General Program Administration (21A)	1	\$79,686.72	1	\$371,176.09	2	\$450,862.81
	Total General Administration and Planning	1	\$79,686.72	1	\$371,176.09	2	\$450,862.81
Other	Interim Assistance (06)	1	\$0.00	2	\$21,415.74	3	\$21,415.74
	Total Other	1	\$0.00	2	\$21,415.74	3	\$21,415.74
Grand Total		9	\$398,263.38	32	\$1,945,457.77	41	\$2,343,721.15



MORENO VALLEY

CDBG Sum of Actual Accomplishments by Activity Group and Accomplishment Type

Activity Group	Matrix Code	Accomplishment Type			Program Year
			Open Count	Completed Count	Totals
Economic Development	ED Direct Financial Assistance to For-Profits (18A)	Business	0	23,075	23,075
	Micro-Enterprise Assistance (18C)	Jobs	0	11	11
	Total Economic Development		0	23,086	23,086
Housing	Rehab: Single-Unit Residential (14A)	Housing Units	0	0	0
	Energy Efficiency Improvements (14F)	Housing Units	11	0	11
	Total Housing		11	0	11
Public Facilities and Improvements	Street Improvements (03K)	Persons	21,020	180,895	201,915
	Other Public Improvements Not Listed in 03A-03S (03Z)	Persons	0	7,558	7,558
		Public Facilities	0	6,985	6,985
	Total Public Facilities and Improvements		21,020	195,438	216,458
Public Services	Operating Costs of Homeless/AIDS Patients Programs (03T)	Persons	0	21	21
	Senior Services (05A)	Persons	0	800	800
	Employment Training (05H)	Persons	0	9,223	9,223
	Crime Awareness (05I)	Persons	0	56,280	56,280
	Fair Housing Activities (if CDBG, then subject to 15% cap) (05J)	Persons	0	8	8
	Tenant/Landlord Counseling (05K)	Persons	0	4,397	4,397
	Health Services (05M)	Persons	0	2,371	2,371
	Abused and Neglected Children (05N)	Persons	0	23	23
	Subsistence Payment (05Q)	Persons	0	0	0
	Total Public Services		0	73,123	73,123
Other	Interim Assistance (06)	Persons	0	293,180	293,180
	Total Other		0	293,180	293,180
Grand Total			21,031	584,827	605,858



MORENO VALLEY

CDBG Beneficiaries by Racial / Ethnic Category

Housing-Non Housing	Race	Total Persons	Total Hispanic Persons	Total Households	Total Hispanic Households
Housing	White	0	0	7	7
	Black/African American	0	0	3	0
	Asian	0	0	1	1
	Total Housing	0	0	11	8
Non Housing	White	6,595	3,466	0	0
		805	602	0	0
	Black/African American	3,748	743	0	0
		590	1	0	0
	Asian	652	201	0	0
		102	1	0	0
	American Indian/Alaskan Native	150	109	0	0
		22	0	0	0
	Native Hawaiian/Other Pacific Islander	22	6	0	0
		27	0	0	0
	American Indian/Alaskan Native & White	8	0	0	0
		6	0	0	0
	Asian & White	13	0	0	0
	Black/African American & White	33	2	0	0
	Amer. Indian/Alaskan Native & Black/African Amer.	0	0	0	0
Other multi-racial	12,081	956	0	0	
	1,858	2	0	0	
	Total Non Housing	26,712	6,089	0	0
Grand Total	White	6,595	3,466	7	7
		805	602	0	0
	Black/African American	3,748	743	3	0
		590	1	0	0
	Asian	652	201	1	1
		102	1	0	0
	American Indian/Alaskan Native	150	109	0	0
	22	0	0	0	
	Native Hawaiian/Other Pacific Islander	22	6	0	0



MORENO VALLEY

Housing-Non Housing	Race	Total Hispanic		Total Hispanic	
		Total Persons	Persons		Total Households
Grand Total	Native Hawaiian/Other Pacific Islander	27	0	0	0
	American Indian/Alaskan Native & White	8	0	0	0
		6	0	0	0
	Asian & White	13	0	0	0
	Black/African American & White	33	2	0	0
	Amer. Indian/Alaskan Native & Black/African Amer.	0	0	0	0
	Other multi-racial	12,081	956	0	0
		1,858	2	0	0
	Total Grand Total	26,712	6,089	11	8



MORENO VALLEY

CDBG Beneficiaries by Income Category

	Income Levels	Owner Occupied	Renter Occupied	Persons
Housing	Extremely Low (<=30%)	0	0	0
	Low (>30% and <=50%)	0	0	0
	Mod (>50% and <=80%)	1	0	0
	Total Low-Mod	1	0	0
	Non Low-Mod (>80%)	0	0	0
	Total Beneficiaries	1	0	0
Non Housing	Extremely Low (<=30%)	0	0	3,261
		0	0	0
	Low (>30% and <=50%)	0	0	10,912
		0	0	0
	Mod (>50% and <=80%)	0	0	333
		0	0	0
	Total Low-Mod	0	0	14,506
		0	0	0
	Non Low-Mod (>80%)	0	0	1,800
		0	0	0
Total Beneficiaries	0	0	16,306	
	0	0	0	



PR26 - CDBG Financial Summary Report

Program Year 2020

MORENO VALLEY , CA

PART I: SUMMARY OF CDBG RESOURCES

01 UNEXPENDED CDBG FUNDS AT END OF PREVIOUS PROGRAM YEAR	1,358,769.00
02 ENTITLEMENT GRANT	2,035,315.00
03 SURPLUS URBAN RENEWAL	0.00
04 SECTION 108 GUARANTEED LOAN FUNDS	0.00
05 CURRENT YEAR PROGRAM INCOME	0.00
05a CURRENT YEAR SECTION 108 PROGRAM INCOME (FOR SI TYPE)	0.00
06 FUNDS RETURNED TO THE LINE-OF-CREDIT	0.00
06a FUNDS RETURNED TO THE LOCAL CDBG ACCOUNT	0.00
07 ADJUSTMENT TO COMPUTE TOTAL AVAILABLE	0.00
08 TOTAL AVAILABLE (SUM, LINES 01-07)	3,394,084.00

PART II: SUMMARY OF CDBG EXPENDITURES

09 DISBURSEMENTS OTHER THAN SECTION 108 REPAYMENTS AND PLANNING/ADMINISTRATION	891,907.87
10 ADJUSTMENT TO COMPUTE TOTAL AMOUNT SUBJECT TO LOW/MOD BENEFIT	0.00
11 AMOUNT SUBJECT TO LOW/MOD BENEFIT (LINE 09 + LINE 10)	891,907.87
12 DISBURSED IN IDIS FOR PLANNING/ADMINISTRATION	371,176.09
13 DISBURSED IN IDIS FOR SECTION 108 REPAYMENTS	0.00
14 ADJUSTMENT TO COMPUTE TOTAL EXPENDITURES	0.00
15 TOTAL EXPENDITURES (SUM, LINES 11-14)	1,263,083.96
16 UNEXPENDED BALANCE (LINE 08 - LINE 15)	2,131,000.04

PART III: LOW/MOD BENEFIT THIS REPORTING PERIOD

17 EXPENDED FOR LOW/MOD HOUSING IN SPECIAL AREAS	0.00
18 EXPENDED FOR LOW/MOD MULTI-UNIT HOUSING	0.00
19 DISBURSED FOR OTHER LOW/MOD ACTIVITIES	891,907.87
20 ADJUSTMENT TO COMPUTE TOTAL LOW/MOD CREDIT	0.00
21 TOTAL LOW/MOD CREDIT (SUM, LINES 17-20)	891,907.87
22 PERCENT LOW/MOD CREDIT (LINE 21/LINE 11)	100.00%

LOW/MOD BENEFIT FOR MULTI-YEAR CERTIFICATIONS

23 PROGRAM YEARS(PY) COVERED IN CERTIFICATION	PY: PY: PY:
24 CUMULATIVE NET EXPENDITURES SUBJECT TO LOW/MOD BENEFIT CALCULATION	0.00
25 CUMULATIVE EXPENDITURES BENEFITING LOW/MOD PERSONS	0.00
26 PERCENT BENEFIT TO LOW/MOD PERSONS (LINE 25/LINE 24)	0.00%

PART IV: PUBLIC SERVICE (PS) CAP CALCULATIONS

27 DISBURSED IN IDIS FOR PUBLIC SERVICES	282,802.24
28 PS UNLIQUIDATED OBLIGATIONS AT END OF CURRENT PROGRAM YEAR	0.00
29 PS UNLIQUIDATED OBLIGATIONS AT END OF PREVIOUS PROGRAM YEAR	0.00
30 ADJUSTMENT TO COMPUTE TOTAL PS OBLIGATIONS	0.00
31 TOTAL PS OBLIGATIONS (LINE 27 + LINE 28 - LINE 29 + LINE 30)	282,802.24
32 ENTITLEMENT GRANT	2,035,315.00
33 PRIOR YEAR PROGRAM INCOME	0.00
34 ADJUSTMENT TO COMPUTE TOTAL SUBJECT TO PS CAP	0.00
35 TOTAL SUBJECT TO PS CAP (SUM, LINES 32-34)	2,035,315.00
36 PERCENT FUNDS OBLIGATED FOR PS ACTIVITIES (LINE 31/LINE 35)	13.89%

PART V: PLANNING AND ADMINISTRATION (PA) CAP

37 DISBURSED IN IDIS FOR PLANNING/ADMINISTRATION	371,176.09
38 PA UNLIQUIDATED OBLIGATIONS AT END OF CURRENT PROGRAM YEAR	0.00
39 PA UNLIQUIDATED OBLIGATIONS AT END OF PREVIOUS PROGRAM YEAR	0.00
40 ADJUSTMENT TO COMPUTE TOTAL PA OBLIGATIONS	0.00
41 TOTAL PA OBLIGATIONS (LINE 37 + LINE 38 - LINE 39 +LINE 40)	371,176.09
42 ENTITLEMENT GRANT	2,035,315.00
43 CURRENT YEAR PROGRAM INCOME	0.00
44 ADJUSTMENT TO COMPUTE TOTAL SUBJECT TO PA CAP	0.00
45 TOTAL SUBJECT TO PA CAP (SUM, LINES 42-44)	2,035,315.00
46 PERCENT FUNDS OBLIGATED FOR PA ACTIVITIES (LINE 41/LINE 45)	18.24%



Office of Community Planning and Development
 U.S. Department of Housing and Urban Development
 Integrated Disbursement and Information System
 PR26 - CDBG Financial Summary Report
 Program Year 2020
 MORENO VALLEY , CA

DATE: 09-23-21
 TIME: 12:39
 PAGE: 2

LINE 17 DETAIL: ACTIVITIES TO CONSIDER IN DETERMINING THE AMOUNT TO ENTER ON LINE 17

Report returned no data.

LINE 18 DETAIL: ACTIVITIES TO CONSIDER IN DETERMINING THE AMOUNT TO ENTER ON LINE 18

Report returned no data.

LINE 19 DETAIL: ACTIVITIES INCLUDED IN THE COMPUTATION OF LINE 19

Plan Year	IDIS Project	IDIS Activity	Voucher Number	Activity Name	Matrix Code	National Objective	Drawn Amount
2019	24	1014	6419601	MV Public Works Div - Flaming Arrow Storm Drain 2019	03K	LMA	\$335.67
2019	24	1014	6522983	MV Public Works Div - Flaming Arrow Storm Drain 2019	03K	LMA	\$237,181.11
2020	18	1049	6530270	Pavement Rehab for Various Local Streets Project (2020)	03K	LMA	\$29,237.31
					03K	Matrix Code	\$266,754.09
2020	6	1041	6474720	Operation Safehouse Emergency Shelter for Youth (2020)	03T	LMC	\$5,764.58
2020	6	1041	6488378	Operation Safehouse Emergency Shelter for Youth (2020)	03T	LMC	\$4,969.01
2020	6	1041	6512235	Operation Safehouse Emergency Shelter for Youth (2020)	03T	LMC	\$2,324.89
2020	6	1041	6522983	Operation Safehouse Emergency Shelter for Youth (2020)	03T	LMC	\$1,941.52
					03T	Matrix Code	\$15,000.00
2017	54	945	6455942	Main Library ADA Improvements	03Z	LMC	\$501.00
2017	54	945	6512235	Main Library ADA Improvements	03Z	LMC	\$78,612.23
2020	27	1055	6455942	ADA Ramp Improvements - 1 - Cactus Ave and Redlands Blvd 2020	03Z	LMC	\$16,774.29
2020	27	1055	6512235	ADA Ramp Improvements - 1 - Cactus Ave and Redlands Blvd 2020	03Z	LMC	\$844.60
2020	27	1056	6455942	ADA Ramp Improvements - 2 - Campus Pkwy and Day St 2020	03Z	LMC	\$16,774.29
2020	27	1056	6512235	ADA Ramp Improvements - 2 - Campus Pkwy and Day St 2020	03Z	LMC	\$844.60
2020	27	1057	6455942	ADA Ramp Improvements - 3 - Gateway Dr and Day St 2020	03Z	LMC	\$16,774.29
2020	27	1057	6512235	ADA Ramp Improvements - 3 - Gateway Dr and Day St 2020	03Z	LMC	\$844.60
2020	27	1058	6455942	ADA Ramp Improvements - 4 - Heacock St and Lake Summit Dr 2020	03Z	LMC	\$16,774.29
2020	27	1058	6512235	ADA Ramp Improvements - 4 - Heacock St and Lake Summit Dr 2020	03Z	LMC	\$844.60
2020	27	1059	6455942	ADA Ramp Improvements - 5 - Hidden Springs Dr and Country Gate Rd 2020	03Z	LMC	\$16,774.29
2020	27	1059	6512235	ADA Ramp Improvements - 5 - Hidden Springs Dr and Country Gate Rd 2020	03Z	LMC	\$844.60
2020	27	1060	6455942	ADA Ramp Improvements - 6 - Perris Blvd and Iris Ave 2020	03Z	LMC	\$16,774.29
2020	27	1060	6512235	ADA Ramp Improvements - 6 - Perris Blvd and Iris Ave 2020	03Z	LMC	\$844.60
2020	27	1061	6455942	ADA Ramp Improvements - 7 - Perris Blvd and Brodiaea Ave 2020	03Z	LMC	\$23,494.59
2020	27	1061	6512235	ADA Ramp Improvements - 7 - Perris Blvd and Brodiaea Ave 2020	03Z	LMC	\$1,198.30
2020	27	1062	6455942	ADA Ramp Improvements - 8 - Perris Blvd and Delphinium Ave 2020	03Z	LMC	\$30,214.89
2020	27	1062	6512235	ADA Ramp Improvements - 8 - Perris Blvd and Delphinium Ave 2020	03Z	LMC	\$1,552.00
2020	27	1063	6455942	ADA Ramp Improvements - 9 - Driveways at 13027 & 13057 Perris Blvd 2020	03Z	LMC	\$26,471.88
2020	27	1063	6512235	ADA Ramp Improvements - 9 - Driveways at 13027 & 13057 Perris Blvd 2020	03Z	LMC	\$1,355.00
					03Z	Matrix Code	\$269,113.23
2020	5	1035	6447004	Family Services Association, Senior Nutrition Program 2020	05A	LMC	\$6,213.31
2020	5	1035	6464021	Family Services Association, Senior Nutrition Program 2020	05A	LMC	\$5,212.41
2020	5	1035	6474720	Family Services Association, Senior Nutrition Program 2020	05A	LMC	\$4,948.44
2020	5	1035	6488378	Family Services Association, Senior Nutrition Program 2020	05A	LMC	\$3,625.84
2020	8	1050	6488378	Friends of Moreno Valley Senior Center - MoVan 2020	05A	LMC	\$33,244.48
2020	8	1050	6512235	Friends of Moreno Valley Senior Center - MoVan 2020	05A	LMC	\$14,306.00
2020	8	1050	6522983	Friends of Moreno Valley Senior Center - MoVan 2020	05A	LMC	\$12,449.52
					05A	Matrix Code	\$80,000.00
2020	7	1046	6474720	MVPD Community Policing (2020)	05I	LMA	\$26,210.93
2020	7	1046	6488378	MVPD Community Policing (2020)	05I	LMA	\$9,420.22
2020	7	1046	6512235	MVPD Community Policing (2020)	05I	LMA	\$16,981.86
2020	7	1046	6531551	MVPD Community Policing (2020)	05I	LMA	\$19,458.49
2020	11	1053	6447004	Riverside Area Rape Crisis Abuse Prevention Program (2020)	05I	LMC	\$2,171.04
2020	11	1053	6464021	Riverside Area Rape Crisis Abuse Prevention Program (2020)	05I	LMC	\$2,450.35
2020	11	1053	6474720	Riverside Area Rape Crisis Abuse Prevention Program (2020)	05I	LMC	\$5,455.44
2020	11	1053	6488378	Riverside Area Rape Crisis Abuse Prevention Program (2020)	05I	LMC	\$1,587.73
2020	11	1053	6522983	Riverside Area Rape Crisis Abuse Prevention Program (2020)	05I	LMC	\$2,552.54
2020	11	1053	6530270	Riverside Area Rape Crisis Abuse Prevention Program (2020)	05I	LMC	\$782.90
					05I	Matrix Code	\$87,071.50
2020	13	1037	6435014	Fair Housing Council of Riverside County - Anti Discrimination Services (2020)	05J	LMC	\$9,480.12
2020	13	1037	6447004	Fair Housing Council of Riverside County - Anti Discrimination Services (2020)	05J	LMC	\$3,274.65
2020	13	1037	6464021	Fair Housing Council of Riverside County - Anti Discrimination Services (2020)	05J	LMC	\$6,234.02
2020	13	1037	6474720	Fair Housing Council of Riverside County - Anti Discrimination Services (2020)	05J	LMC	\$3,114.18
2020	13	1037	6488378	Fair Housing Council of Riverside County - Anti Discrimination Services (2020)	05J	LMC	\$3,084.04
2020	13	1037	6512235	Fair Housing Council of Riverside County - Anti Discrimination Services (2020)	05J	LMC	\$3,378.37
2020	13	1037	6522983	Fair Housing Council of Riverside County - Anti Discrimination Services (2020)	05J	LMC	\$8,771.20
					05J	Matrix Code	\$37,336.58
2020	14	1036	6435014	Fair Housing Council of Riverside County - Landlord Tenant Counseling Services (2020)	05K	LMC	\$4,487.85
2020	14	1036	6447004	Fair Housing Council of Riverside County - Landlord Tenant Counseling Services (2020)	05K	LMC	\$1,616.82
2020	14	1036	6464021	Fair Housing Council of Riverside County - Landlord Tenant Counseling Services (2020)	05K	LMC	\$3,116.76
2020	14	1036	6474720	Fair Housing Council of Riverside County - Landlord Tenant Counseling Services (2020)	05K	LMC	\$1,556.90



Office of Community Planning and Development
 U.S. Department of Housing and Urban Development
 Integrated Disbursement and Information System
 PR26 - CDBG Financial Summary Report
 Program Year 2020
 MORENO VALLEY , CA

DATE: 09-23-21
 TIME: 12:39
 PAGE: 3

Plan Year	IDIS Project	IDIS Activity	Voucher Number	Activity Name	Matrix Code	National Objective	Drawn Amount
2020	14	1036	6488378	Fair Housing Council of Riverside County - Landlord Tenant Counseling Services (2020)	05K	LMC	\$1,541.81
2020	14	1036	6512235	Fair Housing Council of Riverside County - Landlord Tenant Counseling Services (2020)	05K	LMC	\$1,688.98
2020	14	1036	6522983	Fair Housing Council of Riverside County - Landlord Tenant Counseling Services (2020)	05K	LMC	\$4,385.04
					05K	Matrix Code	\$18,394.16
2020	9	1034	6464021	Assistance League of Riverside 2020	05M	LMC	\$15,000.00
					05M	Matrix Code	\$15,000.00
2020	12	1038	6435014	Voices for Children, Court Appointed Special Advocates (CASA) Program 2020	05N	LMC	\$10,839.60
2020	12	1038	6447004	Voices for Children, Court Appointed Special Advocates (CASA) Program 2020	05N	LMC	\$2,021.44
2020	12	1038	6464021	Voices for Children, Court Appointed Special Advocates (CASA) Program 2020	05N	LMC	\$6,346.47
2020	12	1038	6474720	Voices for Children, Court Appointed Special Advocates (CASA) Program 2020	05N	LMC	\$3,464.83
2020	12	1038	6488378	Voices for Children, Court Appointed Special Advocates (CASA) Program 2020	05N	LMC	\$3,866.64
2020	12	1038	6512235	Voices for Children, Court Appointed Special Advocates (CASA) Program 2020	05N	LMC	\$3,461.02
					05N	Matrix Code	\$30,000.00
2019	20	1023	6464021	The Salvation Army Homeless To Work Program (2019)	06	LMA	\$3,731.00
2019	20	1023	6474720	The Salvation Army Homeless To Work Program (2019)	06	LMA	\$1,514.83
2019	20	1023	6488378	The Salvation Army Homeless To Work Program (2019)	06	LMA	\$3,437.60
2019	20	1023	6512235	The Salvation Army Homeless To Work Program (2019)	06	LMA	\$4,692.73
2019	20	1023	6522983	The Salvation Army Homeless To Work Program (2019)	06	LMA	\$4,637.98
2019	20	1023	6530270	The Salvation Army Homeless To Work Program (2019)	06	LMA	\$3,401.60
					06	Matrix Code	\$21,415.74
2020	16	1054	6496370	Habitat for Humanity - A Brush with Kindness CDBG Program 2020	14A	LMH	\$538.64
2020	16	1054	6512235	Habitat for Humanity - A Brush with Kindness CDBG Program 2020	14A	LMH	\$56.52
2020	16	1054	6530270	Habitat for Humanity - A Brush with Kindness CDBG Program 2020	14A	LMH	\$64.26
					14A	Matrix Code	\$659.42
2019	17	1018	6447004	Grid Alternatives - Solar Energy Assistance Program (2019)	14F	LMH	\$19,560.12
2019	17	1018	6464021	Grid Alternatives - Solar Energy Assistance Program (2019)	14F	LMH	\$4,757.27
2019	17	1018	6488378	Grid Alternatives - Solar Energy Assistance Program (2019)	14F	LMH	\$19,034.64
2020	15	1042	6530270	Grid Alternatives - Solar Energy Assistance Program (2020)	14F	LMH	\$7,811.12
					14F	Matrix Code	\$51,163.15
Total							\$891,907.87

LINE 27 DETAIL: ACTIVITIES INCLUDED IN THE COMPUTATION OF LINE 27

Plan Year	IDIS Project	IDIS Activity	Voucher Number	Activity to prevent, prepare for, and respond to Coronavirus	Activity Name	Grant Number	Fund Type	Matrix Code	National Objective	Drawn Amount
2020	6	1041	6474720	No	Operation Safehouse Emergency Shelter for Youth (2020)	B20MC060567	EN	03T	LMC	\$5,764.58
2020	6	1041	6488378	No	Operation Safehouse Emergency Shelter for Youth (2020)	B20MC060567	EN	03T	LMC	\$4,969.01
2020	6	1041	6512235	No	Operation Safehouse Emergency Shelter for Youth (2020)	B20MC060567	EN	03T	LMC	\$2,324.89
2020	6	1041	6522983	No	Operation Safehouse Emergency Shelter for Youth (2020)	B20MC060567	EN	03T	LMC	\$1,941.52
								03T	Matrix Code	\$15,000.00
2020	5	1035	6447004	No	Family Services Association, Senior Nutrition Program 2020	B20MC060567	EN	05A	LMC	\$6,213.31
2020	5	1035	6464021	No	Family Services Association, Senior Nutrition Program 2020	B20MC060567	EN	05A	LMC	\$5,212.41
2020	5	1035	6474720	No	Family Services Association, Senior Nutrition Program 2020	B20MC060567	EN	05A	LMC	\$4,948.44
2020	5	1035	6488378	No	Family Services Association, Senior Nutrition Program 2020	B20MC060567	EN	05A	LMC	\$3,625.84
2020	8	1050	6488378	No	Friends of Moreno Valley Senior Center - MoVan 2020	B20MC060567	EN	05A	LMC	\$33,244.48
2020	8	1050	6512235	No	Friends of Moreno Valley Senior Center - MoVan 2020	B20MC060567	EN	05A	LMC	\$14,306.00
2020	8	1050	6522983	No	Friends of Moreno Valley Senior Center - MoVan 2020	B20MC060567	EN	05A	LMC	\$12,449.52
								05A	Matrix Code	\$80,000.00
2020	7	1046	6474720	No	MVPD Community Policing (2020)	B20MC060567	EN	05I	LMA	\$26,210.93
2020	7	1046	6488378	No	MVPD Community Policing (2020)	B20MC060567	EN	05I	LMA	\$9,420.22
2020	7	1046	6512235	No	MVPD Community Policing (2020)	B20MC060567	EN	05I	LMA	\$16,981.86
2020	7	1046	6531551	No	MVPD Community Policing (2020)	B20MC060567	EN	05I	LMA	\$19,458.49
2020	11	1053	6447004	No	Riverside Area Rape Crisis Abuse Prevention Program (2020)	B20MC060567	EN	05I	LMC	\$2,171.04
2020	11	1053	6464021	No	Riverside Area Rape Crisis Abuse Prevention Program (2020)	B20MC060567	EN	05I	LMC	\$2,450.35
2020	11	1053	6474720	No	Riverside Area Rape Crisis Abuse Prevention Program (2020)	B20MC060567	EN	05I	LMC	\$5,455.44
2020	11	1053	6488378	No	Riverside Area Rape Crisis Abuse Prevention Program (2020)	B20MC060567	EN	05I	LMC	\$1,587.73
2020	11	1053	6522983	No	Riverside Area Rape Crisis Abuse Prevention Program (2020)	B20MC060567	EN	05I	LMC	\$2,552.54
2020	11	1053	6530270	No	Riverside Area Rape Crisis Abuse Prevention Program (2020)	B20MC060567	EN	05I	LMC	\$782.90
								05I	Matrix Code	\$87,071.50
2020	13	1037	6435014	No	Fair Housing Council of Riverside County - Anti Discrimination Services (2020)	B20MC060567	EN	05J	LMC	\$9,480.12
2020	13	1037	6447004	No	Fair Housing Council of Riverside County - Anti Discrimination Services (2020)	B20MC060567	EN	05J	LMC	\$3,274.65
2020	13	1037	6464021	No	Fair Housing Council of Riverside County - Anti Discrimination Services (2020)	B20MC060567	EN	05J	LMC	\$6,234.02
2020	13	1037	6474720	No	Fair Housing Council of Riverside County - Anti Discrimination Services (2020)	B20MC060567	EN	05J	LMC	\$3,114.18



Office of Community Planning and Development
 U.S. Department of Housing and Urban Development
 Integrated Disbursement and Information System
 PR26 - CDBG Financial Summary Report
 Program Year 2020
 MORENO VALLEY, CA

DATE: 09-23-21
 TIME: 12:39
 PAGE: 4

Plan Year	IDIS Project	IDIS Activity	Voucher Number	Activity to prevent, prepare for, and respond to Coronavirus	Activity Name	Grant Number	Fund Type	Matrix Code	National Objective	Drawn Amount	
2020	13	1037	6488378	No	Fair Housing Council of Riverside County - Anti Discrimination Services (2020)	B20MC060567	EN	05J	LMC	\$3,084.04	
2020	13	1037	6512235	No	Fair Housing Council of Riverside County - Anti Discrimination Services (2020)	B20MC060567	EN	05J	LMC	\$3,378.37	
2020	13	1037	6522983	No	Fair Housing Council of Riverside County - Anti Discrimination Services (2020)	B20MC060567	EN	05J	LMC	\$8,771.20	
									05J	Matrix Code	\$37,336.58
2020	14	1036	6435014	No	Fair Housing Council of Riverside County - Landlord Tenant Counseling Services (2020)	B20MC060567	EN	05K	LMC	\$4,487.85	
2020	14	1036	6447004	No	Fair Housing Council of Riverside County - Landlord Tenant Counseling Services (2020)	B20MC060567	EN	05K	LMC	\$1,616.82	
2020	14	1036	6464021	No	Fair Housing Council of Riverside County - Landlord Tenant Counseling Services (2020)	B20MC060567	EN	05K	LMC	\$3,116.76	
2020	14	1036	6474720	No	Fair Housing Council of Riverside County - Landlord Tenant Counseling Services (2020)	B20MC060567	EN	05K	LMC	\$1,556.90	
2020	14	1036	6488378	No	Fair Housing Council of Riverside County - Landlord Tenant Counseling Services (2020)	B20MC060567	EN	05K	LMC	\$1,541.81	
2020	14	1036	6512235	No	Fair Housing Council of Riverside County - Landlord Tenant Counseling Services (2020)	B20MC060567	EN	05K	LMC	\$1,688.98	
2020	14	1036	6522983	No	Fair Housing Council of Riverside County - Landlord Tenant Counseling Services (2020)	B20MC060567	EN	05K	LMC	\$4,385.04	
									05K	Matrix Code	\$18,394.16
2020	9	1034	6464021	No	Assistance League of Riverside 2020	B20MC060567	EN	05M	LMC	\$15,000.00	
									05M	Matrix Code	\$15,000.00
2020	12	1038	6435014	No	Voices for Children, Court Appointed Special Advocates (CASA) Program 2020	B20MC060567	EN	05N	LMC	\$10,839.60	
2020	12	1038	6447004	No	Voices for Children, Court Appointed Special Advocates (CASA) Program 2020	B20MC060567	EN	05N	LMC	\$2,021.44	
2020	12	1038	6464021	No	Voices for Children, Court Appointed Special Advocates (CASA) Program 2020	B20MC060567	EN	05N	LMC	\$6,346.47	
2020	12	1038	6474720	No	Voices for Children, Court Appointed Special Advocates (CASA) Program 2020	B20MC060567	EN	05N	LMC	\$3,464.83	
2020	12	1038	6488378	No	Voices for Children, Court Appointed Special Advocates (CASA) Program 2020	B20MC060567	EN	05N	LMC	\$3,866.64	
2020	12	1038	6512235	No	Voices for Children, Court Appointed Special Advocates (CASA) Program 2020	B20MC060567	EN	05N	LMC	\$3,461.02	
									05N	Matrix Code	\$30,000.00
No Activity to prevent, prepare for, and respond to Coronavirus										\$282,802.24	
Total										\$282,802.24	

LINE 37 DETAIL: ACTIVITIES INCLUDED IN THE COMPUTATION OF LINE 37

Plan Year	IDIS Project	IDIS Activity	Voucher Number	Activity Name	Matrix Code	National Objective	Drawn Amount	
2020	4	1033	6425498	CDBG Administration (2020)	21A		\$62,066.25	
2020	4	1033	6435014	CDBG Administration (2020)	21A		\$30,122.45	
2020	4	1033	6447004	CDBG Administration (2020)	21A		\$57,113.75	
2020	4	1033	6464021	CDBG Administration (2020)	21A		\$51,075.30	
2020	4	1033	6474720	CDBG Administration (2020)	21A		\$35,805.49	
2020	4	1033	6488378	CDBG Administration (2020)	21A		\$38,321.79	
2020	4	1033	6496370	CDBG Administration (2020)	21A		\$28,057.12	
2020	4	1033	6512235	CDBG Administration (2020)	21A		\$14,962.10	
2020	4	1033	6522983	CDBG Administration (2020)	21A		\$52,449.16	
2020	4	1033	6530270	CDBG Administration (2020)	21A		\$1,202.68	
						21A	Matrix Code	\$371,176.09
Total								\$371,176.09



PART I: SUMMARY OF CDBG-CV RESOURCES

01 CDBG-CV GRANT	2,293,351.00
02 FUNDS RETURNED TO THE LINE-OF-CREDIT	0.00
03 FUNDS RETURNED TO THE LOCAL CDBG ACCOUNT	0.00
04 TOTAL AVAILABLE (SUM, LINES 01-03)	2,293,351.00

PART II: SUMMARY OF CDBG-CV EXPENDITURES

05 DISBURSEMENTS OTHER THAN SECTION 108 REPAYMENTS AND PLANNING/ADMINISTRATION	1,000,950.47
06 DISBURSED IN IDIS FOR PLANNING/ADMINISTRATION	79,686.72
07 DISBURSED IN IDIS FOR SECTION 108 REPAYMENTS	0.00
08 TOTAL EXPENDITURES (SUM, LINES 05 - 07)	1,080,637.19
09 UNEXPENDED BALANCE (LINE 04 - LINE8)	1,212,713.81

PART III: LOWMOD BENEFIT FOR THE CDBG-CV GRANT

10 EXPENDED FOR LOW/MOD HOUSING IN SPECIAL AREAS	0.00
11 EXPENDED FOR LOW/MOD MULTI-UNIT HOUSING	0.00
12 DISBURSED FOR OTHER LOW/MOD ACTIVITIES	1,000,950.47
13 TOTAL LOW/MOD CREDIT (SUM, LINES 10 - 12)	1,000,950.47
14 AMOUNT SUBJECT TO LOW/MOD BENEFIT (LINE 05)	1,000,950.47
15 PERCENT LOW/MOD CREDIT (LINE 13/LINE 14)	100.00%

PART IV: PUBLIC SERVICE (PS) CALCULATIONS

16 DISBURSED IN IDIS FOR PUBLIC SERVICES	618,041.00
17 CDBG-CV GRANT	2,293,351.00
18 PERCENT OF FUNDS DISBURSED FOR PS ACTIVITIES (LINE 16/LINE 17)	26.95%

PART V: PLANNING AND ADMINISTRATION (PA) CAP

19 DISBURSED IN IDIS FOR PLANNING/ADMINISTRATION	79,686.72
20 CDBG-CV GRANT	2,293,351.00
21 PERCENT OF FUNDS DISBURSED FOR PA ACTIVITIES (LINE 19/LINE 20)	3.47%



LINE 10 DETAIL: ACTIVITIES TO CONSIDER IN DETERMINING THE AMOUNT TO ENTER ON LINE 10

Report returned no data.

LINE 11 DETAIL: ACTIVITIES TO CONSIDER IN DETERMINING THE AMOUNT TO ENTER ON LINE 11

Report returned no data.

LINE 12 DETAIL: ACTIVITIES INCLUDED IN THE COMPUTATION OF LINE 12

Plan Year	IDIS Project	IDIS Activity	Voucher Number	Activity Name	Matrix Code	National Objective	Drawn Amount
2019	27	1044	6447019	CV - Expand Public WiFi Network 2019	05H	LMA	\$30,000.00
		1045	6447019	CV - Senior Nutrition Program 2019	05M	LMC	\$5,086.87
	30	1048	6474736	CV - Senior Nutrition Program 2019	05M	LMC	\$26,913.13
			6412793	CDBG-CV MoVal Meals	05M	LMC	\$266,017.01
			6417612	CDBG-CV MoVal Meals	05M	LMC	\$109,270.99
	37	1051	6474736	CDBG-CV MoVal Meals	05M	LMC	\$60,048.00
			6425506	CDBG-CV Forward MoVal Small Business Grants	18A	LMA	\$52,500.00
			6430441	CDBG-CV Forward MoVal Small Business Grants	18A	LMA	\$150,000.00
			6434609	CDBG-CV Forward MoVal Small Business Grants	18A	LMA	\$67,500.00
			6451197	CDBG-CV Forward MoVal Small Business Grants	18A	LMA	\$60,000.00
	38	1052	6496376	CDBG-CV Forward MoVal Small Business Grants	18A	LMA	\$52,909.47
			6425506	CDBG-CV Strive MoVal	05H	LMC	\$94,998.69
			6434948	CDBG-CV Strive MoVal	05H	LMC	\$25,706.31
			Total				

LINE 16 DETAIL: ACTIVITIES INCLUDED IN THE COMPUTATION OF LINE 16

Plan Year	IDIS Project	IDIS Activity	Voucher Number	Activity Name	Matrix Code	National Objective	Drawn Amount
2019	27	1044	6447019	CV - Expand Public WiFi Network 2019	05H	LMA	\$30,000.00
		1045	6447019	CV - Senior Nutrition Program 2019	05M	LMC	\$5,086.87
	30	1048	6474736	CV - Senior Nutrition Program 2019	05M	LMC	\$26,913.13
			6412793	CDBG-CV MoVal Meals	05M	LMC	\$266,017.01
			6417612	CDBG-CV MoVal Meals	05M	LMC	\$109,270.99
	38	1052	6474736	CDBG-CV MoVal Meals	05M	LMC	\$60,048.00
			6425506	CDBG-CV Strive MoVal	05H	LMC	\$94,998.69
			6434948	CDBG-CV Strive MoVal	05H	LMC	\$25,706.31
Total						\$618,041.00	

LINE 19 DETAIL: ACTIVITIES INCLUDED IN THE COMPUTATION OF LINE 19

Plan Year	IDIS Project	IDIS Activity	Voucher Number	Activity Name	Matrix Code	National Objective	Drawn Amount
2019	29	1047	6425506	CDBG-CV Program Administration	21A		\$10,017.50
			6434948	CDBG-CV Program Administration	21A		\$2,866.25
			6447019	CDBG-CV Program Administration	21A		\$20,868.79
			6464022	CDBG-CV Program Administration	21A		\$19,068.21
			6474736	CDBG-CV Program Administration	21A		\$2,010.69
			6496376	CDBG-CV Program Administration	21A		\$14,410.34
			6522987	CDBG-CV Program Administration	21A		\$10,444.94
			Total				

U.S. Department of Housing and Urban Development
 Office of Community Planning and Development
 Integrated Disbursement and Information System
 Home Matching Liability Report

DATE: 09-23-21
 TIME: 13:16
 PAGE: 1

MORENO VALLEY, CA

<u>Fiscal Year</u>	<u>Match Percent</u>	<u>Total Disbursements</u>	<u>Disbursements Requiring Match</u>	<u>Match Liability Amount</u>
1997	25.0%	\$47,683.00	\$47,683.00	\$11,920.75
1998	25.0%	\$174,445.51	\$93,456.00	\$23,364.00
1999	25.0%	\$807,013.83	\$735,088.64	\$183,772.16
2000	25.0%	\$122,282.04	\$81,462.38	\$20,365.59
2001	25.0%	\$125,052.31	\$82,648.83	\$20,662.20
2002	25.0%	\$213,839.76	\$168,355.10	\$42,088.77
2003	0.0%	\$412,911.22	\$0.00	\$0.00
2004	0.0%	\$294,157.39	\$0.00	\$0.00
2005	0.0%	\$976,636.58	\$0.00	\$0.00
2006	0.0%	\$303,426.82	\$0.00	\$0.00
2007	0.0%	\$1,050,817.23	\$0.00	\$0.00
2008	0.0%	\$981,506.58	\$0.00	\$0.00
2009	0.0%	\$236,000.26	\$0.00	\$0.00
2010	0.0%	\$787,484.32	\$0.00	\$0.00
2011	0.0%	\$49,639.79	\$0.00	\$0.00
2012	0.0%	\$199,413.59	\$0.00	\$0.00
2013	0.0%	\$446,897.00	\$0.00	\$0.00

IDIS - PR33

U.S. Department of Housing and Urban Development
Office of Community Planning and Development
Integrated Disbursement and Information System
Home Matching Liability Report

DATE: 09-23-21
TIME: 13:16
PAGE: 2

2014	0.0%	\$1,517,033.44	\$0.00	\$0.00
2015	0.0%	\$288,898.40	\$0.00	\$0.00
2016	0.0%	\$132,016.85	\$0.00	\$0.00
2017	0.0%	\$449,580.11	\$0.00	\$0.00
2018	12.5%	\$604,996.33	\$423,263.81	\$52,907.97
2019	12.5%	\$442,402.60	\$361,784.46	\$45,223.05
2020	12.5%	\$302,814.78	\$245,405.37	\$30,675.67



U.S. Department of Housing and Urban Development
Office of Community Planning and Development
Integrated Disbursement and Information System

DATE: 09-23-21
TIME: 13:13
PAGE: 1

PR91 - ESG Financial Summary

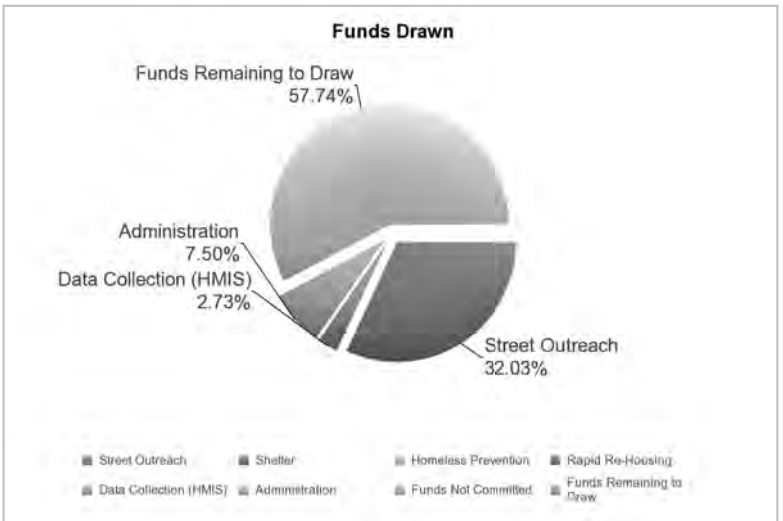
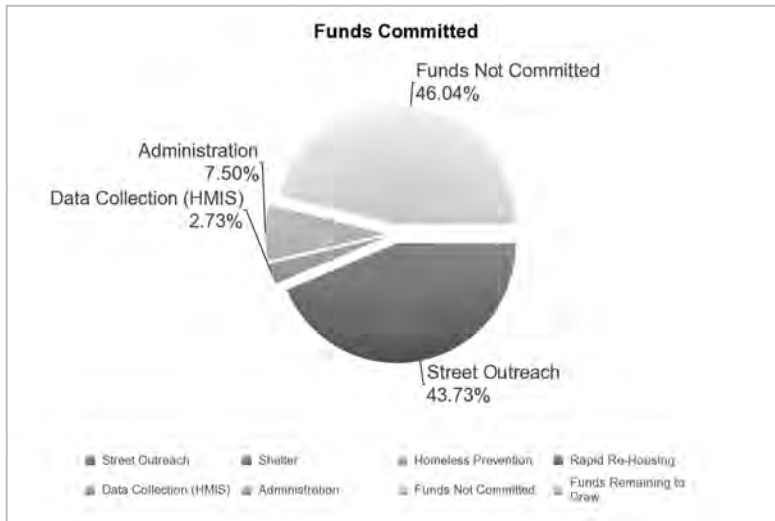
MORENO VALLEY, CA
2020

ESG Program Level Summary

Grant Number	Total Grant Amount	Total Funds Committed	Total Funds Available to Commit	% of Grant Funds Not Committed	Grant Funds Drawn	% of Grant Funds Drawn	Available to Draw	% Remaining to Draw
E20MC060567	\$182,943.00	\$98,720.00	\$84,223.00	46.04%	\$77,320.05	42.26%	\$105,622.95	57.74%

ESG Program Components

Activity Type	Total Committed to Activities	% of Grant Committed	Drawn Amount	% of Grant Drawn
Street Outreach	\$80,000.00	43.73%	\$58,600.05	32.03%
Shelter	\$0.00	0.00%	\$0.00	0.00%
Homeless Prevention	\$0.00	0.00%	\$0.00	0.00%
Rapid Re-Housing	\$0.00	0.00%	\$0.00	0.00%
Data Collection (HMIS)	\$5,000.00	2.73%	\$5,000.00	2.73%
Administration	\$13,720.00	7.50%	\$13,720.00	7.50%
Funds Not Committed	\$84,223.00	46.04%	\$0.00	0.00%
Funds Remaining to Draw	\$0.00	0.00%	\$105,622.95	57.74%
Total	\$182,943.00	100.00%	\$182,943.00	100.00%





U.S. Department of Housing and Urban Development
 Office of Community Planning and Development
 Integrated Disbursement and Information System
 PR91 - ESG Financial Summary

DATE: 09-23-21
 TIME: 13:13
 PAGE: 2

MORENO VALLEY, CA
 2020

24-Month Grant Expenditure Deadline

All of the recipient's grant must be expended for eligible activity costs within 24 months after the date HUD signs the grant agreement with the recipient. Expenditure means either an actual cash disbursement for a direct charge for a good or service or an indirect cost or the accrual of a direct charge for a good or service or an indirect cost. This report uses draws in IDIS to measure expenditures. HUD allocated Fiscal Year 2011 ESG funds in two allocations. For FY2011, this Obligation Date is the date of the first allocation. This report does not list the Obligation Date, does not calculate the Expenditure Deadline, and does not track the Days Remaining for the FY 2011 second allocation.

Grant Amount: \$182,943.00

Grant Number	Draws to Date	HUD Obligation Date	Expenditure Deadline	Days Remaining to Meet Requirement Date	Expenditures Required
E20MC060567	\$77,320.05	08/12/2020	08/12/2022	323	\$105,622.95

60% Cap on Emergency Shelter and Street Outreach

The cap refers to the total amount of the recipient's fiscal year grant, allowed for emergency shelter and street outreach activities, is capped at 60 percent. This amount cannot exceed the greater of: (1) 60% of the overall grant for the year; or, (2) the amount of Fiscal Year 2010 ESG funds committed for homeless assistance activities. (Note: the HESG-CV grants are currently exempt from the 60% funding cap restrictions.)

Amount Committed to Shelter	Amount Committed to Street Outreach	Total Amount Committed to Shelter and Street Outreach	% Committed to Shelter and Street Outreach	2010 Funds Committed to Homeless Assistance Activities	Total Drawn for Shelter and Street Outreach	% Drawn for Shelter and Street Outreach
\$0.00	\$80,000.00	\$80,000.00	43.73%		\$58,600.05	32.03%



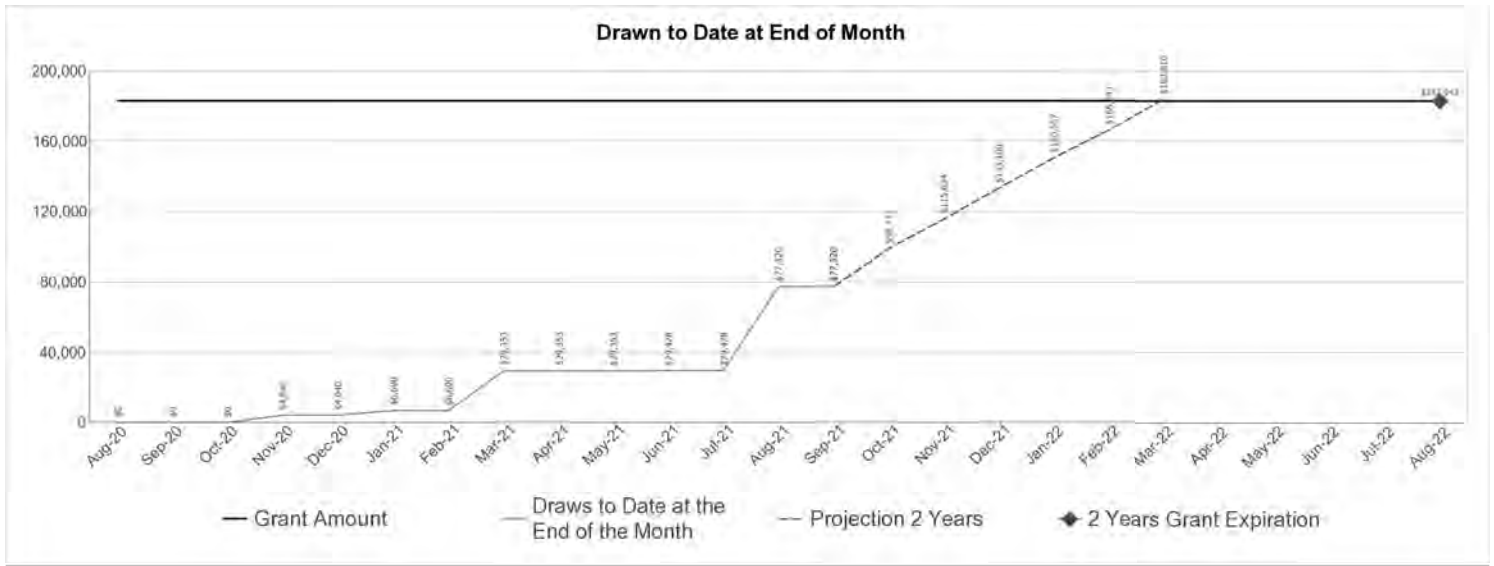
U.S. Department of Housing and Urban Development
 Office of Community Planning and Development
 Integrated Disbursement and Information System
 PR91 - ESG Financial Summary

DATE: 09-23-21
 TIME: 13:13
 PAGE: 3

MORENO VALLEY, CA
 2020

ESG Draws By Month (at the total grant level):

Grant Amount: 182,943.00



ESG Draws By Quarter (at the total grant level):

Quarter End Date	Draws for the Quarter	Draws to Date at the End of the Quarter	% Drawn for the Quarter	% Drawn to Date at End of Quarter
09/30/2020	\$0.00	\$0.00	0.00%	0.00%
12/31/2020	\$4,039.75	\$4,039.75	2.21%	2.21%
03/31/2021	\$25,313.62	\$29,353.37	13.84%	16.05%
06/30/2021	\$74.58	\$29,427.95	0.04%	16.09%
09/30/2021	\$47,892.10	\$77,320.05	26.18%	42.26%



U.S. Department of Housing and Urban Development
 Office of Community Planning and Development
 Integrated Disbursement and Information System
 PR91 - ESG Financial Summary

DATE: 09-23-21
 TIME: 13:13
 PAGE: 4

MORENO VALLEY, CA
 2020

ESG Subrecipient Commitments and Draws by Activity Category :

Subrecipient	Activity Type	Committed	Drawn
MORENO VALLEY	Administration	\$13,720.00	\$13,720.00
	Total	\$13,720.00	\$13,720.00
	Total Remaining to be Drawn	\$0.00	\$0.00
	Percentage Remaining to be Drawn	\$0.00	0.00%
The Salvation Army	Street Outreach	\$80,000.00	\$58,600.05
	Total	\$80,000.00	\$58,600.05
	Total Remaining to be Drawn	\$0.00	\$21,399.95
	Percentage Remaining to be Drawn	\$0.00	26.75%
Riverside County Housing, Homeless Prevention and Workforce Solutions Department	Data Collection (HMIS)	\$5,000.00	\$5,000.00
	Total	\$5,000.00	\$5,000.00
	Total Remaining to be Drawn	\$0.00	\$0.00
	Percentage Remaining to be Drawn	\$0.00	0.00%



U.S. Department of Housing and Urban Development
Office of Community Planning and Development
Integrated Disbursement and Information System
PR91 - ESG Financial Summary

DATE: 09-23-21
TIME: 13:13
PAGE: 5

MORENO VALLEY, CA
2020

ESG Subrecipients by Activity Category

Activity Type	Subrecipient
Street Outreach	The Salvation Army
Data Collection (HMIS)	Riverside County Housing, Homeless Prevention and Workforce Solutions Department
Administration	MORENO VALLEY



U.S. Department of Housing and Urban Development
 Office of Community Planning and Development
 Integrated Disbursement and Information System
PR91 - ESG-CV Financial Summary
 MORENO VALLEY, CA

DATE: 09-23-21
 TIME: 13:14
 PAGE: 1

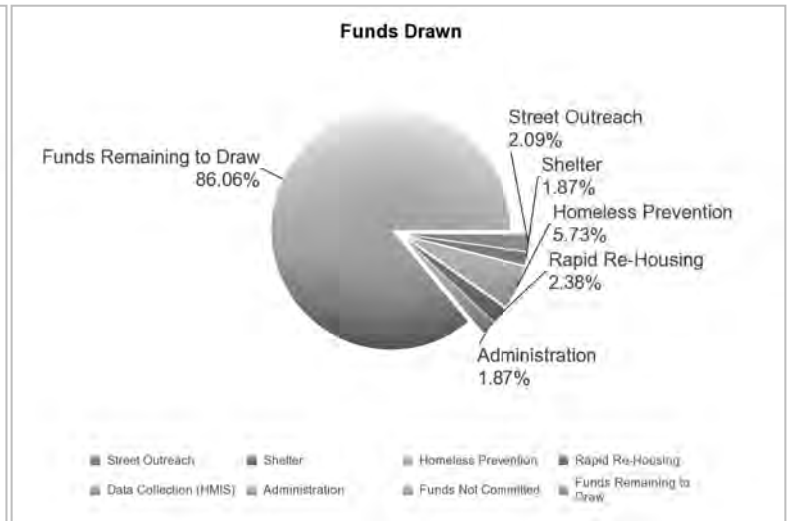
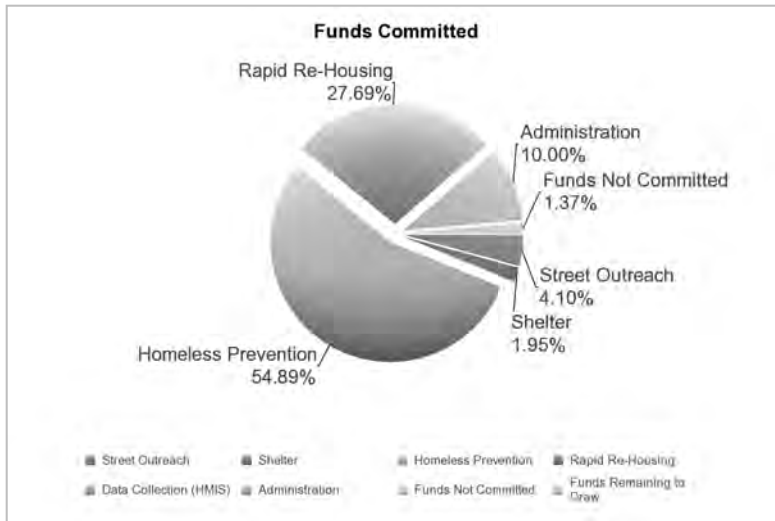
2020

ESG-CV Program Level Summary

Grant Number	Total Grant Amount	Total Funds Committed	Total Funds Available to Commit	% of Grant Funds Not Committed	Grant Funds Drawn	% of Grant Funds Drawn	Available to Draw	% Remaining to Draw
E20MW060567	\$2,373,991.00	\$2,341,491.00	\$32,500.00	1.37%	\$330,878.40	13.94%	\$2,043,112.60	86.06%

ESG-CV Program Components

Activity Type	Total Committed to Activities	% of Grant Committed	Drawn Amount	% of Grant Drawn
Street Outreach	\$97,331.00	4.10%	\$49,634.54	2.09%
Shelter	\$46,392.49	1.95%	\$44,355.21	1.87%
Homeless Prevention	\$1,303,114.51	54.89%	\$136,020.60	5.73%
Rapid Re-Housing	\$657,255.00	27.69%	\$56,416.54	2.38%
Data Collection (HMIS)	\$0.00	0.00%	\$0.00	0.00%
Administration	\$237,398.00	10.00%	\$44,451.51	1.87%
Funds Not Committed	\$32,500.00	1.37%	\$0.00	0.00%
Funds Remaining to Draw	\$0.00	0.00%	\$2,043,112.60	86.06%
Total	\$2,373,991.00	100.00%	\$2,373,991.00	100.00%





U.S. Department of Housing and Urban Development
 Office of Community Planning and Development
 Integrated Disbursement and Information System
 PR91 - ESG-CV Financial Summary
 MORENO VALLEY, CA
 2020

DATE: 09-23-21
 TIME: 13:14
 PAGE: 2

24-Month Grant Expenditure Deadline

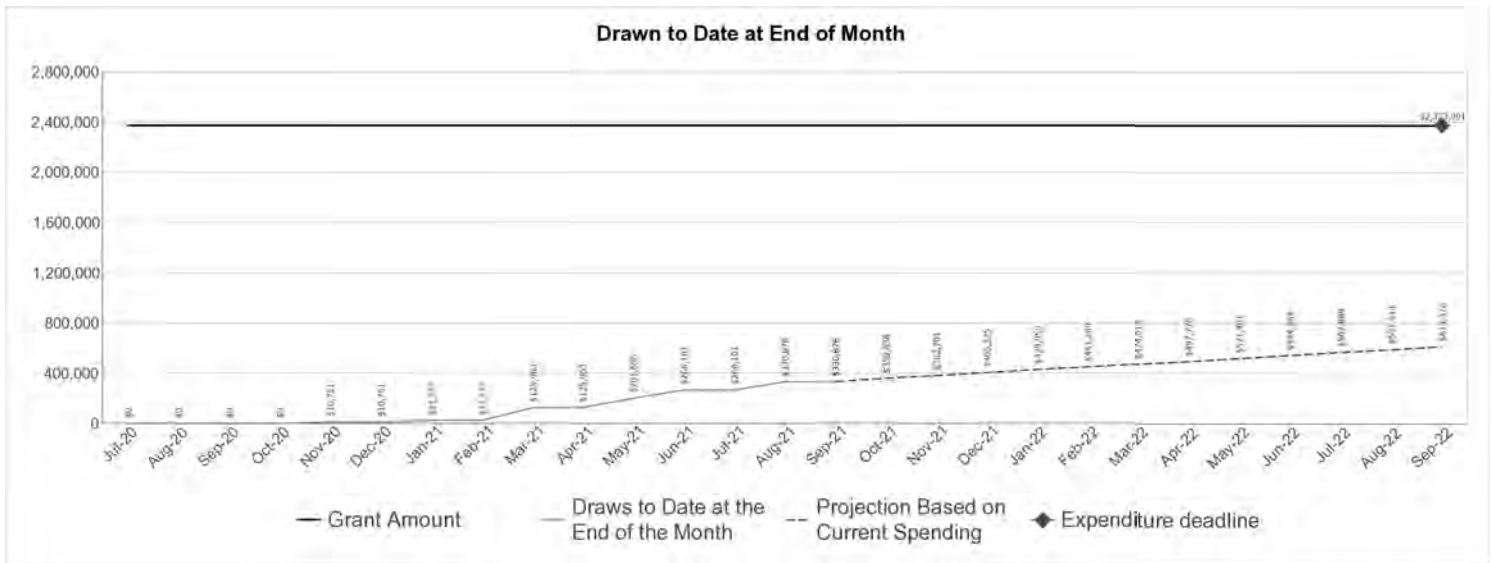
All of the recipient's grant must be expended for eligible activity costs within 24 months after the date HUD signs the grant agreement with the recipient. Expenditure means either an actual cash disbursement for a direct charge for a good or service or an indirect cost or the accrual of a direct charge for a good or service or an indirect cost. This report uses draws in IDIS to measure expenditures. HUD allocated Fiscal Year 2011 ESG funds in two allocations. For FY2011, this Obligation Date is the date of the first allocation. This report does not list the Obligation Date, does not calculate the Expenditure Deadline, and does not track the Days Remaining for the FY 2011 second allocation.

Grant Amount: \$2,373,991.00

Grant Number	Draws to Date	HUD Obligation Date	Expenditure Deadline	Days Remaining to Meet Requirement Date	Expenditures Required
E20MW060567	\$330,878.40	07/24/2020	09/30/2022	372	\$2,043,112.60

ESG Draws By Month (at the total grant level):

Grant Amount: 2,373,991.00



ESG-CV Draws By Quarter (at the total grant level):

Quarter End Date	Draws for the Quarter	Draws to Date at the End of the Quarter	% Drawn for the Quarter	% Drawn to Date at End of Quarter
09/30/2020	\$0.00	\$0.00	0.00%	0.00%
12/31/2020	\$10,750.95	\$10,750.95	0.45%	0.45%
03/31/2021	\$115,212.16	\$125,963.11	4.85%	5.31%



U.S. Department of Housing and Urban Development
Office of Community Planning and Development
Integrated Disbursement and Information System
PR91 - ESG-CV Financial Summary
MORENO VALLEY, CA

DATE: 09-23-21
TIME: 13:14
PAGE: 3

2020

Quarter End Date	Draws for the Quarter	Draws to Date at the End of the Quarter	% Drawn for the Quarter	% Drawn to Date at End of Quarter
06/30/2021	\$140,137.55	\$266,100.66	5.90%	11.21%
09/30/2021	\$64,777.74	\$330,878.40	2.73%	13.94%



U.S. Department of Housing and Urban Development
 Office of Community Planning and Development
 Integrated Disbursement and Information System
 PR91 - ESG-CV Financial Summary
 MORENO VALLEY, CA
 2020

DATE: 09-23-21
 TIME: 13:14
 PAGE: 4

ESG-CV Subrecipient Commitments and Draws by Activity Category :

Subrecipient	Activity Type	Committed	Drawn
MORENO VALLEY	Administration	\$237,398.00	\$44,451.51
	Total	\$237,398.00	\$44,451.51
	Total Remaining to be Drawn	\$0.00	\$192,946.49
	Percentage Remaining to be Drawn	\$0.00	81.28%
	Homeless Prevention	\$25,000.00	\$12,995.43
LUTHERAN SOCIAL SERVICES OF SOUTHERN CALIFORNIA	Total	\$25,000.00	\$12,995.43
	Total Remaining to be Drawn	\$0.00	\$12,004.57
	Percentage Remaining to be Drawn	\$0.00	48.02%
	Street Outreach	\$49,836.00	\$49,634.54
United States Veteran Initiative	Shelter	\$46,392.49	\$44,355.21
	Homeless Prevention	\$33,324.51	\$27,599.22
	Total	\$129,553.00	\$121,588.97
	Total Remaining to be Drawn	\$0.00	\$7,964.03
	Percentage Remaining to be Drawn	\$0.00	6.15%
	Homeless Prevention	\$132,000.00	\$49,986.21
The Salvation Army	Rapid Re-Housing	\$84,000.00	\$47,479.09
	Total	\$216,000.00	\$97,465.30
	Total Remaining to be Drawn	\$0.00	\$118,534.70
	Percentage Remaining to be Drawn	\$0.00	54.88%
	Homeless Prevention	\$1,112,790.00	\$45,439.74
United Way of the Inland Valley	Rapid Re-Housing	\$573,255.00	\$8,937.45
	Total	\$1,686,045.00	\$54,377.19
	Total Remaining to be Drawn	\$0.00	\$1,631,667.81
	Percentage Remaining to be Drawn	\$0.00	96.77%
	Street Outreach	\$47,495.00	\$0.00
Remnant of Life Worship Center	Total	\$47,495.00	\$0.00
	Total Remaining to be Drawn	\$0.00	\$47,495.00
	Percentage Remaining to be Drawn	\$0.00	100.00%



U.S. Department of Housing and Urban Development
Office of Community Planning and Development
Integrated Disbursement and Information System
PR91 - ESG-CV Financial Summary
MORENO VALLEY, CA
2020

DATE: 09-23-21
TIME: 13:14
PAGE: 5

ESG-CV Subrecipients by Activity Category

Activity Type	Subrecipient
Street Outreach	United States Veteran Initiative
	Remnant of Life Worship Center
Shelter	United States Veteran Initiative
Homeless Prevention	LUTHERAN SOCIAL SERVICES OF SOUTHERN CALIFORNIA
	United States Veteran Initiative
	The Salvation Army
	United Way of the Inland Valley
Rapid Re-Housing	The Salvation Army
	United Way of the Inland Valley
Administration	MORENO VALLEY

ATTACHMENTS


Attachment 3

Community Development Block Grant (CDBG) Map

CITY OF MORENO VALLEY HUD LOW-MOD CENSUS TRACTS/BLOCKS 2020

EFFECTIVE DATE: JULY 1, 2020

HUD Low-Mod Tracts/BlkGrps

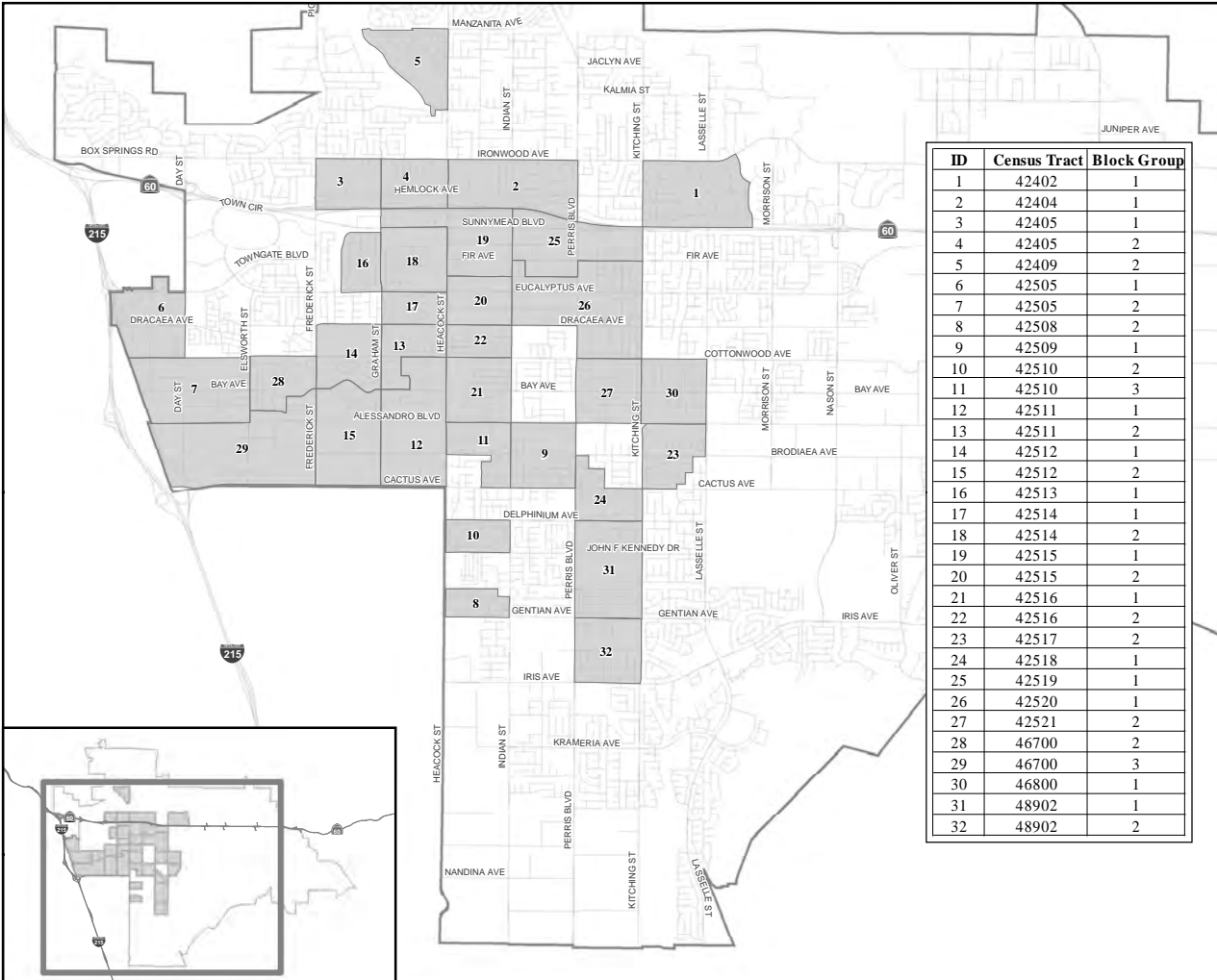


Map Produced by Moreno Valley
Geographic Information System
Geographic Information in:
State Plane NAD 83 California Zone 6 Feet
G:\Divisions\Finance\2020\MXD
CDBG_HUD_Tracts041420B.mxd
20 April 2020

The information shown on this map was compiled from the Riverside County GIS and the City of Moreno Valley GIS. The land base and facility information on this map is for display purposes only and should not be relied upon without independent verification as to its accuracy. Riverside County and City of Moreno Valley will not be held responsible for any claims, losses or damages resulting from the use of this map.



ID	Census Tract	Block Group
1	42402	1
2	42404	1
3	42405	1
4	42405	2
5	42409	2
6	42505	1
7	42505	2
8	42508	2
9	42509	1
10	42510	2
11	42510	3
12	42511	1
13	42511	2
14	42512	1
15	42512	2
16	42513	1
17	42514	1
18	42514	2
19	42515	1
20	42515	2
21	42516	1
22	42516	2
23	42517	2
24	42518	1
25	42519	1
26	42520	1
27	42521	2
28	46700	2
29	46700	3
30	46800	1
31	48902	1
32	48902	2



ATTACHMENTS

Attachment 4

Citizen Participation (Proof of Public Notice)

There were no public comments received.

THE PRESS-ENTERPRISE

1825 Chicago Ave, Suite 100
Riverside, CA 92507
951-684-1200
951-368-9018 FAX

PROOF OF PUBLICATION (2010, 2015.5 C.C.P)

Publication(s): The Press-Enterprise

PROOF OF PUBLICATION OF

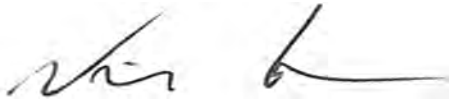
Ad Desc.: /

I am a citizen of the United States. I am over the age of eighteen years and not a party to or interested in the above entitled matter. I am an authorized representative of THE PRESS-ENTERPRISE, a newspaper in general circulation, printed and published daily in the County of Riverside, and which newspaper has been adjudicated a newspaper of general circulation by the Superior Court of the County of Riverside, State of California, under date of April 25, 1952, Case Number 54446, under date of March 29, 1957, Case Number 65673, under date of August 25, 1995, Case Number 267864, and under date of September 16, 2013, Case Number RIC 1309013; that the notice, of which the annexed is a printed copy, has been published in said newspaper in accordance with the instructions of the person(s) requesting publication, and not in any supplement thereof on the following dates, to wit:

09/09/2021

I certify (or declare) under penalty of perjury that the foregoing is true and correct.

Date: September 09, 2021
At: Riverside, California



Legal Advertising Representative, The Press-Enterprise

MORENO VALLEY, CITY OF
PO BOX 88005
MORENO VALLEY, CA 92552-0805

Ad Number: 0011486622-01

P.O. Number:

Ad Copy:



CITY OF MORENO VALLEY NOTICE OF PUBLIC COMMENT PERIOD 2020/2021 CAPER

As a recipient of Community Development Block Grant (CDBG), HOME Investment Partnerships Program (HOME) and Emergency Solutions Grants Program (ESG) funds, the City of Moreno Valley (City) is required to prepare a Consolidated Annual Performance and Evaluation Report (CAPER) for the period of July 1, 2020 through June 30, 2021. Pursuant to 24 CFR 91.520, the City will submit the CAPER to the U.S. Department of Housing and Urban Development (HUD) by September 28, 2021. The purpose of the CAPER is to provide the City of Moreno Valley with an opportunity to annually evaluate its overall progress in carrying out priorities and objectives identified in the City's HUD-approved Consolidated Plan and to report the progress to HUD and the citizens of Moreno Valley.

The City actively encourages ongoing citizen participation and feedback. The CAPER is available for public review and comment for 15 days from September 9, 2021 through September 24, 2021. To view the CAPER in its entirety, please visit the City's website at www.moval.org and click on Departments/Financial & Management Services and under the Grants & Programs option click on the Grants Monitoring and Administration link and choose the Grant Reports tab. All residents are invited to comment on the CAPER by phone or e-mail during the fifteen-day comment period of September 9, 2021 through September 24, 2021. During the fifteen-day period, comments must be submitted to the Financial Operations Division at grantsadmin@moval.org. Anyone interested in providing comments or additional information may contact the City of Moreno Valley's Financial Operations Division as provided below:

City of Moreno Valley
Financial & Management Services Department
Attn: Financial Operations Division
14177 Frederick Street
Moreno Valley, CA 92552
Phone: 951.413.3450
Email: grantsadmin@moval.org

Upon completion of the fifteen-day comment period, the CAPER will be revised to include a summary of comments received and forwarded to the regional HUD Office.

Upon request, this invitation public notice will be made available in appropriate alternative formats to persons with disabilities, in compliance with the Americans with Disabilities Act of 1990. Any person with a disability who requires a modification or accommodation in order to participate in these activities should direct such requests to, James Verdugo, Building and Safety Supervisor, at 951.413.3350 at least 72 hours before the activity. The 72-hour notification will enable the City to make reasonable arrangements to ensure accessibility and participation.

Press-Enterprise: 9/09

ATTACHMENTS

Attachment 5

Affordable Multi-Family Rental Program 2019 Annual Compliance Monitoring

PROJECT SUMMARY

**AFFORDABLE MULTI-FAMILY RENTAL PROGRAM
2019 ANNUAL COMPLIANCE MONITORING**



May 20, 2021

Prepared by: Financial Operations Division

Project Overview: The City of Moreno Valley (City), the Moreno Valley Housing Authority (Housing Authority), and the former Community Redevelopment Agency of the City of Moreno Valley (Agency) have previously funded the rehabilitation and new construction of approximately 1,182 rent-restricted affordable units within 26 developments located throughout the City. The affordability covenants that govern the restricted units require annual re-certifications and monitoring to ensure compliance with regulatory requirements, income limits, rent limits, and property standards during the applicable affordability period. For fiscal year 2019/20, Rosenow Spevacek Group Inc. (RSG) was retained by the City, for the fifth year, to conduct Affordable Housing Program compliance monitoring services; as well as, to improve the efficiency of the existing Affordable Multi-Family Rental Program (“AMFRP”) and to ensure compliance with state, federal and local regulatory requirements.

RSG conducted tenant file audits of approximately 20% of the rent-restricted units at each development to ensure regulatory compliance. Property inspections were limited due to COVID-19 social distancing guidelines. In total, 185 of the 1,182 rent-restricted units were inspected during RSG’s audit and inspections.

Property Inspection Report: In order to comply with all federal, state, and local COVID-19 social distancing guidelines, RSG did a *physical unit inspection on one property*, Perris Isle Senior Apartments.

RSG conducted an on-site property inspection to ensure that all units assisted with HOME, NSP or Agency funds met the minimum property standards in accordance with the U.S. Department of Housing and Urban Development (“HUD”) housing quality standards. The standards require that the interior and exterior of the properties be maintained in a decent, safe and sanitary manner. Property inspections included a living and safety review of the major components of the units which include but are not limited to the following: Living and Dining Areas, Kitchen, Bedroom(s), Bathroom(s), and Common Areas (e.g. Laundry Rooms, Swimming Pools, Parking Lots).

Key Findings: Of the 19 rent-restricted units inspected, 6 failed compliance with minimum property standards in the initial inspection. Last year’s initial findings indicated that 15 of the 218 inspected units failed to meet minimum property standards. Last year 84% of inspected units passed initial inspection; and this year 68% passed initial inspection. Some of the conditions cited in RSG’s findings include:

- Furniture blocking living room exit
- Extension cord without surge protector in left rear bedroom
- Garbage disposal in kitchen broken
- Window lock in right rear bedroom broken
- Cupboard hinges in bathroom very loose
- Multiplier without a surge protector

RSG provided property owners/managers with a minimum of 30-days' notice to bring units into compliance. Upon re-inspection, **all** inspected units passed the established minimum property standards.

The following table summarizes the results of RSG's property inspection findings.

Property Inspection Summary				
Project Name	Total Affordable Units	Inspected	Percent of Inspected Units in Compliance (First Inspection)	Percent of Inspected Units in Compliance (Re-inspection)
Perris Isle Sr Apartments - 12960 Perris Blvd.	189	19	68%	100%

Tenant Documentation Audit: RSG conducted a desk audit for all of the affordable units. The purpose of the desk audit was to verify the following: (a) households complied with the provisions of the agreement, (b) the property met the affordable unit mix and limits as required by the agreement, (c) the units were being rented and occupied by households whose income levels met the income requirements to ensure rent and occupancy limits are being met. The income and rent categories were based on the 2019 income limits for the County of Riverside, as published annually by California Departments of Housing and Community Development ("HCD"). The desk audit for the Sunridge Apartments found that (1) of the Tenant Income Certification's ("TIC") collected was **not in compliance** with the requirements in the Agreement.

Tenant File Audit Report: RSG conducted file audits on applicable rent-restricted units to verify that the project met the affordability requirements stipulated by the affordable housing program. These requirements include provisions that a specific number of units be rented to certain income categories at an affordable rent. The City's monitoring inquiries are directed to the property owner who is responsible for: (a) obtaining annual income re-certifications from tenants; (b) certifying that the project contains the appropriate percentage of the income categories and/or the number of units at affordable rent as stipulated by the project's Regulatory Agreement; and (c) certifying that the project met or exceeds the affordability requirements under the applicable agreements.

Key Findings: An initial file audit was conducted to verify proper tenant documentation including tenant income certifications and signed disclosures. Upon initial inspection, 94% of tenant files were found to be in compliance. This is a significant increase over last year's findings where 79% of tenant files were in compliance. RSG has worked directly with property owners/managers to bring current units into compliance, while providing the City with monthly status reports for all subject properties. RSG provided property owners/managers with a minimum of 30-days' notice to bring units into compliance. Upon re-inspection, 97% of inspected units passed the established minimum file requirements. Some of the conditions cited in RSG's findings include:

- Rent is non-compliant
- Incomplete Tenant Income Certifications

Additionally, Rent Rolls and Owners Compliance Reports were analyzed by RSG to determine if the rent calculations complied with the applicable rent limits and income requirements for very low income households as set forth by HUD and HCD guidelines. (Please see attached detailed property detail report).

The following table summarizes the results of RSG’s file audit findings.

File Audit Summary				
Project Name	Total Affordable Units	Inspected	Percent of Inspected Units in Compliance (First Inspection)	Percent of Inspected Units in Compliance (Re-inspection)
Bay Family Apartments- 22717 Bay Ave.	29	6	100%	100%
Bevia Apartments - 13260 - 13290 Heacock St.	15	14	29%	29%
Casitas Del Valle - 12318 Lamos Pl.	40	10	100%	100%
Cottonwood Place I - 24115 Cottonwood	108	5	100%	100%
Cottonwood Place II	60	3	100%	100%
Cottonwood Place III	57	3	100%	100%
Cottonwood Place IV	45	10	100%	100%
Elevate at Towngate Apartments - 13400 Elsworth St.	45	5	100%	100%
Eucalyptus Towers - Sr. Housing - 24169 Eucalyptus Ave.	69	10	100%	100%
Hemlock Family Apartments - 24919 Hemlock Ave.	78	10	100%	100%
Moreno Valley Apartment - 24545 Bay Ave.	24	5	100%	100%
Myers Park Apartments - 24410 Myers Ave.	27	5	100%	100%
Oakwood Apts - 15170 Perris Blvd.	118	9	100%	100%
Perris Isle Sr Apartments - 12960 Perris Blvd.	189	10	100%	100%
Rancho Dorado North - 25105 John F. Kennedy Dr.	70	7	100%	100%
Rancho Dorado South - 25105 John F. Kennedy Dr.	78	7	100%	100%
Sunridge - 22791 & 22801 Allies Pl.	8	8	88%	100%
Sunridge 15359 & 15385 Sheila St.	8	8	100%	100%
Sunridge 15414 & 15360 Perris Blvd.	8	8	100%	100%
Sunridge 22801 Adrienne Ave. / 22898 Allies Pl.	8	8	100%	100%
Sunridge 22813 & 22827 Adrienne Ave.	8	8	100%	100%
Sunridge 22839 Bay Ave.	4	4	100%	100%
Sunridge 22862 Adrienne Ave.	4	4	75%	100%
Sunridge 22877 Allies Pl.	4	4	100%	100%
Sunridge 22889 Allies Pl.	4	4	50%	100%
TELACU	74	10	100%	100%
Unit Pass Rate	1182	185	94%	97%

Fair Housing Report: Federal, state and local fair housing and anti-discrimination laws require project sites to comply with certain requirements for the marketing and provision of housing which include but are not limited to:

- Equal Employment Opportunity (“EEO”) and Fair Housing Posters must be displayed at the property site
- Owner must have written documentation to provide evidence of compliance with federal, state and local laws that may be applicable to a project
- Written resident/Ttnant screening practices that provide evidence of an application of an equal set of standards and requirements for every applicant

- Maintenance of an affirmative marketing plan that provides information and attracts eligible residents/candidates from all racial, ethnic, and gender groups in the housing market area to the available housing.

According to RSG’s findings, of the 26 rent-restricted units inspected, Moreno Valley Apartments failed to provide the City with a copy of the Affirmative Fair Housing Marketing Plan (AFHMP), and is ***not in compliance*** with the Agreement.

Compliance Scorecard							
Project Name	Total Affordable Units	Inspected	Tenant File Audit	Income Analysis	Rent Analysis	Property Inspection	EEO Compliance
Bay Family Apartments- 22717 Bay Ave.	29	6	Pass	Pass	Pass	Desk Audit	Pass
Bevia Apartments - 13260 - 13290 Heacock St.	15	14	Pass	Pass	Fail	Desk Audit	Pass
Casitas Del Valle - 12318 Lamos Pl.	40	10	Pass	Pass	Pass	Desk Audit	Pass
Cottonwood Place I - 24115 Cottonwood	108	5	Pass	Pass	Pass	Desk Audit	Pass
Cottonwood Place II	60	3	Pass	Pass	Pass	Desk Audit	Pass
Cottonwood Place III	57	3	Pass	Pass	Pass	Desk Audit	Pass
Cottonwood Place IV	45	10	Pass	Pass	Pass	Desk Audit	Pass
Elevate at Towngate Apartments - 13400 Elsworth St.	45	5	Pass	Pass	Pass	Desk Audit	Pass
Eucalyptus Towers - Sr. Housing - 24169 Eucalyptus Ave.	69	10	Pass	Pass	Pass	Desk Audit	Pass
Hemlock Family Apartments - 24919 Hemlock Ave.	78	10	Pass	Pass	Pass	Desk Audit	Pass
Moreno Valley Apartment - 24545 Bay Ave.	24	5	Pass	Pass	Pass	Desk Audit	Fail
Myers Park Apartments - 24410 Myers Ave.	27	5	Pass	Pass	Pass	Desk Audit	Pass
Oakwood Apts - 15170 Perris Blvd.	118	9	Pass	Pass	Pass	Desk Audit	Pass
Perris Isle Sr Apartments - 12960 Perris Blvd.	189	10	Pass	Pass	Pass	Pass	Pass
Rancho Dorado North - 25105 John F. Kennedy Dr.	70	7	Pass	Pass	Pass	Desk Audit	Pass
Rancho Dorado South - 25105 John F. Kennedy Dr.	78	7	Pass	Pass	Pass	Desk Audit	Pass
Sunridge - 22791 & 22801 Allies Pl.	8	8	Pass	Pass	Pass	Desk Audit	Pass
Sunridge 15359 & 15385 Sheila St.	8	8	Pass	Pass	Pass	Desk Audit	Pass
Sunridge 15414 & 15360 Perris Blvd.	8	8	Pass	Pass	Pass	Desk Audit	Pass
Sunridge 22801 Adrienne Ave. / 22898 Allies Pl.	8	8	Pass	Pass	Pass	Desk Audit	Pass
Sunridge 22813 & 22827 Adrienne Ave.	8	8	Pass	Pass	Pass	Desk Audit	Pass
Sunridge 22839 Bay Ave.	4	4	Pass	Pass	Pass	Desk Audit	Pass
Sunridge 22862 Adrienne Ave.	4	4	Pass	Pass	Pass	Desk Audit	Pass
Sunridge 22877 Allies Pl.	4	4	Pass	Pass	Pass	Desk Audit	Pass
Sunridge 22889 Allies Pl.	4	4	Pass	Pass	Pass	Desk Audit	Pass
TELACU	74	10	Pass	Pass	Pass	Desk Audit	Pass

Project Conclusion: The 2019 Affordable Multi-Family Rental Program (AMFRP) - Annual Compliance Monitoring Process (ACMP) has displayed improvements in the compliance of regulatory requirements from property owners since the 2015 AMFRP-ACMP. The Financial Operations Division of the Financial and Management Services Department, through RSG, has assisted property owners with the understanding and necessary tools to meeting federal, state and local compliance requirements for affordable housing. However, through the ACMP, we have seen an improvement in the living conditions of our low-income residents, and affordable housing properties.

The affordability covenants that govern rent-restricted units require annual re-certification and monitoring to certify compliance with regulatory requirements. The Financial Operations Division will continue to monitor applicable Housing Quality Standards through AMFRP-ACMP.

Staff will be initiating the 2020 ACMP in January 2021 with the continued assistance of RSG. Compliance monitoring for 2020 will immediately focus on Bevia Family Apartments that did not meet 100% compliance in 2019. Throughout the 2020 inspection period, any deficiencies from prior year inspections will be addressed. Should violations repeat, the

City will be beholden to take further enforcement action to guarantee compliance with all Federal, State and Local Housing Quality Standards.

The estimated completion for the 2020 ACMP is September 2021 with anticipated property inspections of approximately 300 rent-restricted units. It is our intention that this annual monitoring will continue to have a positive impact on the quality of life for our low-income residents by safeguarding appropriate living conditions at all existing AMFRP locations throughout the City.



Attachment A: 2019 Annual Compliance Monitoring (Confidential Property Detail)

Bevia Apartments

Rental Analysis: RSG conducted a review of 14 affordable units submitted by the owner. The Rent Roll was analyzed by RSG to determine if the rent calculations complied with the applicable rent limits for the very low and low income households. The rent roll identified 10 units as being out of compliance.

- Unit A-05 – (Chavez)
- Unit A-09 – (Beltran)
- Unit A-10 – (Bailey)
- Unit A-12 – (Juarez)
- Unit A-15 – (Perez)
- Unit B-04 – (Jacobo)
- Unit B-08 – (Davis)
- Unit C-02 – (Hernandez)
- Unit C-12 – (Blackburn)
- Unit D-06 – (Jenkins)

Their income is below the limit, so therefore the monthly rent must be reduced to the maximum allowable rent. RSG confirmed that all other units have rent not exceeding the applicable rent limits.

On October 9, 2020, RSG provided a final report to the Owner's property management and issued a deadline of 30 days to comply (11/8/2020). The recommendations and applicable documents have not been submitted to RSG and the Property remains out of compliance.

Conclusion

The Bevia Apartments are in non-compliance with the provisions of the Regulatory Agreement. At this time, RSG has provided recommendations for the owner of Bevia Apartments to reduce the rent of the units listed above to the maximum gross rent.

Additionally, Financial Operations will continue to follow up with the property manager to achieve compliance. Prior year monitoring results were compliant and therefore it is anticipated the property will become compliant during the next monitoring cycle.