



AGENDA
CITY COUNCIL OF THE CITY OF MORENO VALLEY
MORENO VALLEY COMMUNITY SERVICES DISTRICT
CITY AS SUCCESSOR AGENCY FOR THE
COMMUNITY REDEVELOPMENT AGENCY OF
THE CITY OF MORENO VALLEY
MORENO VALLEY HOUSING AUTHORITY

October 6, 2015

STUDY SESSION – 6:00 PM

City Council Study Sessions

First & Third Tuesdays of each month – 6:00 p.m.

City Council Meetings

Special Presentations – 5:30 P.M.

Second & Fourth Tuesdays of each month – 6:00 p.m.

City Council Closed Session

Will be scheduled as needed at 4:30 p.m.

City Hall Council Chamber – 14177 Frederick Street

Upon request, this agenda will be made available in appropriate alternative formats to persons with disabilities, in compliance with the Americans with Disabilities Act of 1990. Any person with a disability who requires a modification or accommodation in order to participate in a meeting should direct such request to Guy Pegan, ADA Coordinator, at 951.413.3120 at least 48 hours before the meeting. The 48-hour notification will enable the City to make reasonable arrangements to ensure accessibility to this meeting.

Dr. Yxstian A. Gutierrez, Mayor Pro Tem
Jeffrey J. Giba, Council Member

Jesse L. Molina, Mayor

George E. Price, Council Member
D. LaDonna Jempson, Council Member

**AGENDA
CITY COUNCIL OF THE CITY OF MORENO VALLEY
MORENO VALLEY COMMUNITY SERVICES DISTRICT
CITY AS SUCCESSOR AGENCY FOR THE
COMMUNITY REDEVELOPMENT AGENCY OF THE
CITY OF MORENO VALLEY
MORENO VALLEY HOUSING AUTHORITY**

***THE CITY COUNCIL RECEIVES A SEPARATE STIPEND FOR CSD
MEETINGS***

**STUDY SESSION – 6:00 PM
OCTOBER 6, 2015**

CALL TO ORDER

PLEDGE OF ALLEGIANCE

INVOCATION

ROLL CALL

INTRODUCTIONS

**PUBLIC COMMENTS ON MATTERS UNDER THE SUBJECT MATTER
JURISDICTION OF THE CITY COUNCIL**

There is a three-minute time limit per person. Please complete and submit a BLUE speaker slip to the City Clerk. All remarks and questions shall be addressed to the presiding officer or to the City Council.

A. SPECIAL ORDER OF BUSINESS

- A.1. REVIEW AND DISCUSS THE CITY'S UTILITY TAX, INCLUDING POTENTIAL STRATEGIES TO REDUCE THE UTILITY TAX (POWERPOINT PRESENTATION) (GIBA/MOLINA) (Report of: Financial & Management Services)

- A.2. MARCH ARB: MISSION BRIEFING (CURRENT/FUTURE) (POWERPOINT PRESENTATION) (GIBA) (Report of: City Manager)

- A.3. CITY COUNCIL REQUESTS AND COMMUNICATIONS

**(TIMES SHOWN ARE ONLY ESTIMATES FOR STAFF PRESENTATION. ITEMS
MAY BE DEFERRED BY COUNCIL IF TIME DOES NOT PERMIT FULL REVIEW.)**

- ❖ Oral Presentation only - No written material provided

PUBLIC INSPECTION

The contents of the agenda packet are available for public inspection on the City's website at www.moval.org and in the City Clerk's office at 14177 Frederick Street during normal business hours.

Any written information related to an open session agenda item that is known by the City to have been distributed to all or a majority of the City Council less than 72 hours prior to this meeting will be made available for public inspection on the City's website at www.moval.org and in the City Clerk's office at 14177 Frederick Street during normal business hours.

ADJOURNMENT

CERTIFICATION

I, Jane Halstead, City Clerk of the City of Moreno Valley, California, certify that 72 hours prior to this Study Session, the City Council Agenda was posted on the City's website at: www.moval.org and in the following three public places pursuant to City of Moreno Valley Resolution No. 2007-40:

City Hall, City of Moreno Valley
14177 Frederick Street

Moreno Valley Library
25480 Alessandro Boulevard

Moreno Valley Senior/Community Center
25075 Fir Avenue

Jane Halstead, CMC,
City Clerk

Date Posted: September 30, 2015



CITY OF MORENO VALLEY – UTILITY USERS TAX DISCUSSION

October 6, 2015

PRESENTATION BY: Michelle Dawson, City Manager
Rick Teichert, Chief Financial Officer



Attachment: PowerPoint for UUT Discussion (1681 : REVIEW AND DISCUSS THE CITY'S UTILITY TAX,

Moreno Valley Utility Users Tax (UUT) - History

- Adopted in July 1991
- 6% tax on utility bills within the City
- Applies to electric, gas, telephone, water and cable television
- City faced \$15M General Fund (GF) deficit (\$32M GF budget)
- Generated \$6M annually to help stabilize the GF budget
- City also reduced staff and GF costs by 40% over the next four years



Moreno Valley Utility Users Tax (UUT) - History

- Guardino Decision (1995) led City to seek voter approval of UUT
- Spring 1996: Advisory vote for the June 1996 election failed (48% supported the tax)
- UUT tax revenues exceeded \$9M in FY 1996/97
- July 1996: Council placed measure on the November 1996 ballot to continue UUT
- July 1996: Council adopted \$9M in GF cuts effective January 1997 if the November 1996 UUT tax measure failed



Moreno Valley Utility Users Tax (UUT) - History

- November 1996:
 - Active campaigns (pro/con) prior to vote
 - UUT measure passed with 52% affirmative votes
 - Proposition 218 also passed on the November 1996 ballot statewide
 - Prop. 218 allowed voters to place any existing local tax measure on the ballot with petition signatures equaling 5% of the votes cast in the preceding governor's race
 - Petition threshold in Moreno Valley (for revote) - 1,100 petition signatures
- Measures to Repeal UUT presented to voters twice since November 1997:
 - 2002 - measure failed with 53.5% voting to retain the tax
 - 2004 - measure failed with 56.4% voting to retain the tax

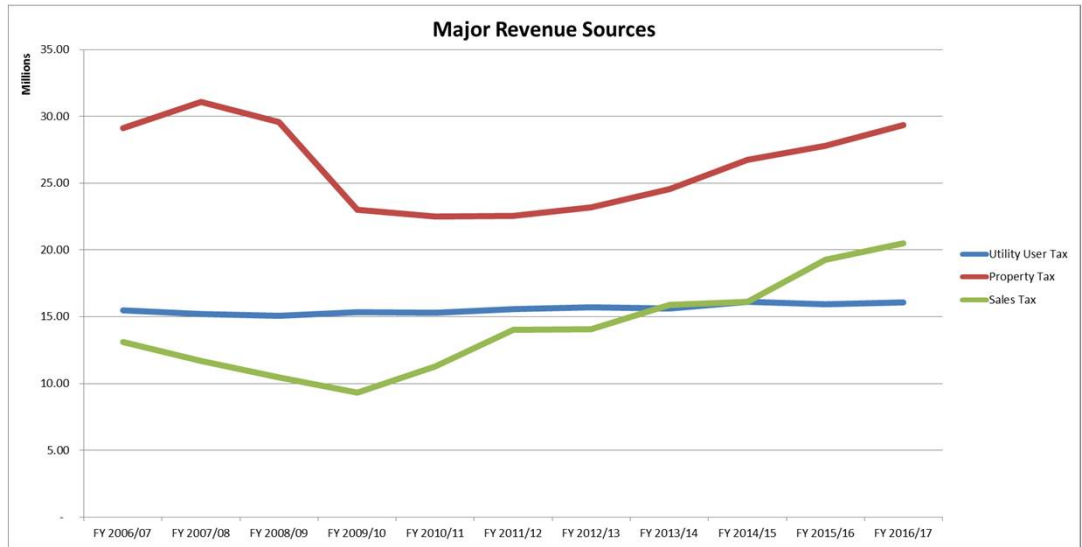


Moreno Valley Utility Users Tax (UUT) - History

- City Council placed a UUT measure on the ballot in November 2008
 - Reduced tax rate from 6% to 5.75%
 - Retain existing level of revenues (no net increase)
 - Broadened to include new technology in utilities, such as wireless and prepaid phones
 - Measure passed with 79% voting in favor
- August 2015
 - City Council rejects application of UUT to prepaid mobile phones



UUT Revenue Trends – Perspective and Context



- UUT represents over 17% of the current year General Fund Revenues
- City’s most stable revenue source (only revenue source not affected by economic recession)
- Reduction or elimination would require a significant new or increased revenue source or reductions in staff and services
- Severe staff and service reductions (approx. \$20M) already occurred during the “Great Recession”



UUT – Perspective and Context

	Estimate	UUT Dollars	Count	Annual per capita
Total UUT		\$ 16,100,000		
Residential	45%	\$ 7,245,000	200,640	\$ 36
Industrial	15%	\$ 2,415,000	300	\$ 8,050
Comm/Retail	40%	\$ 6,440,000	3,000	\$ 2,147
	100%	\$ 16,100,000		

UTILITY USERS TAX DISCUSSION



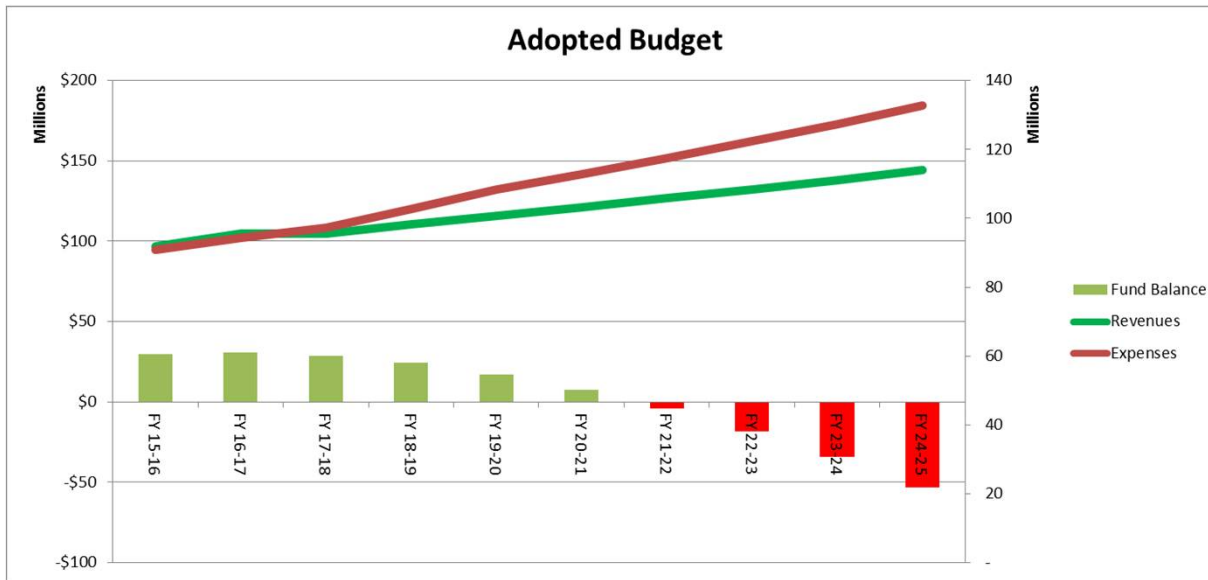
UUT – Perspective and Context

- Status Quo
 - Current 5.75% UUT generates \$16.1 million in GF Revenues
- How would reductions affect the City Budget?
 - Each 1% reduction would decrease Gen Fund by \$2.8M
 - Reducing UUT by half would decrease Gen Fund by ~\$8M
- How much would residents save if UUT were reduced?
 - Each 1% reduction would save \$25/yr for a family of four (\$6.25/yr/person)
- How much would residents save if UUT were eliminated?
 - Elimination would save \$144/yr for a family of four (\$36/yr/person)
- If UUT were eliminated...what would \$16.1 million in GF expense reduction look like?
 - Fire Department Budget totals \$18 million
 - Sheriff's Deputies – 62 officers at \$260,000 each = \$16.1 million
 - City reduced from 181 to 151 over the past 3 years
 - Reducing to 89 officers would leave or 0.44 per 1,000 residents
 - **All** non-public safety GF positions: total salary and benefits = \$18.5 million



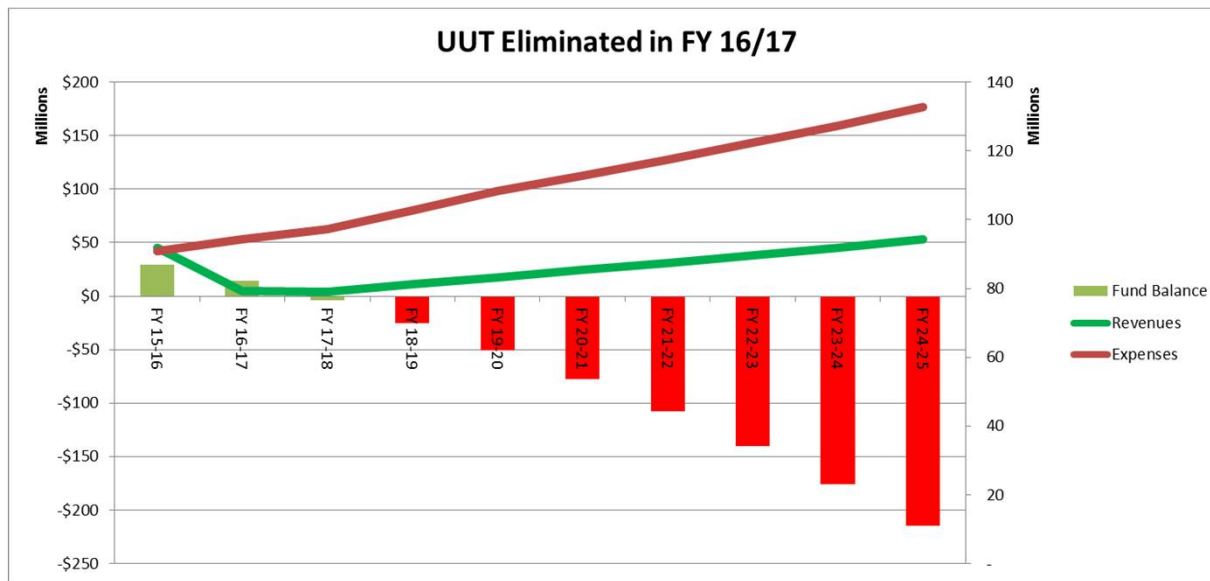
Gen Fund - Alternatives

- Long Range Business Projection updated based on adopted budget
 - FY 17/18 projected shortfall \$1.6 million
 - FY 24/25 projected shortfall \$18.8 million
 - FY 24/25 ending fund balance **-\$53 million**



Gen Fund - Alternatives

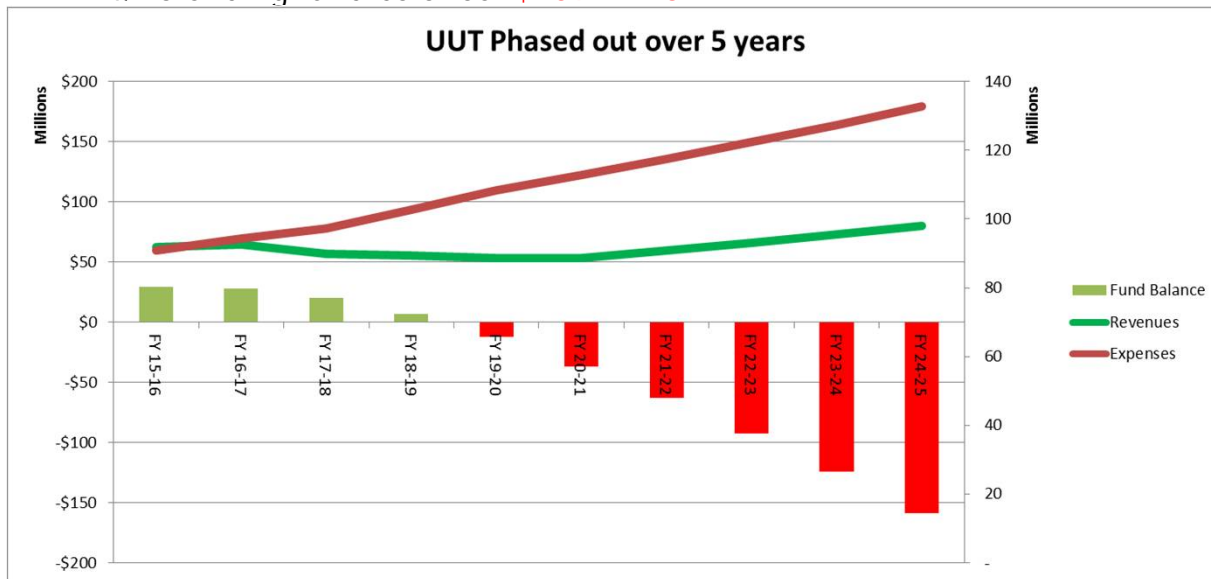
- Eliminate UUT in FY 16/17
 - UUT reduced from 5.75% to 0%
 - FY 17/18 projected shortfall \$18.2 million
 - FY 24/25 projected shortfall \$38.5 million
 - FY 24/25 ending fund balance **-\$214 million**



UTILITY USERS TAX DISCUSSION

Gen Fund - Alternatives

- **Begin to phase out UUT in FY 16/17** (1% per years 1-4, .75% year 5)
 - Each 1% of UUT equals approx. \$2.8M
 - FY 17/18 projected shortfall \$7.4 million
 - FY 21/22 UUT completely phased out
 - FY 24/25 projected shortfall \$34.9 million
 - FY 24/25 ending fund balance **-\$159 million**



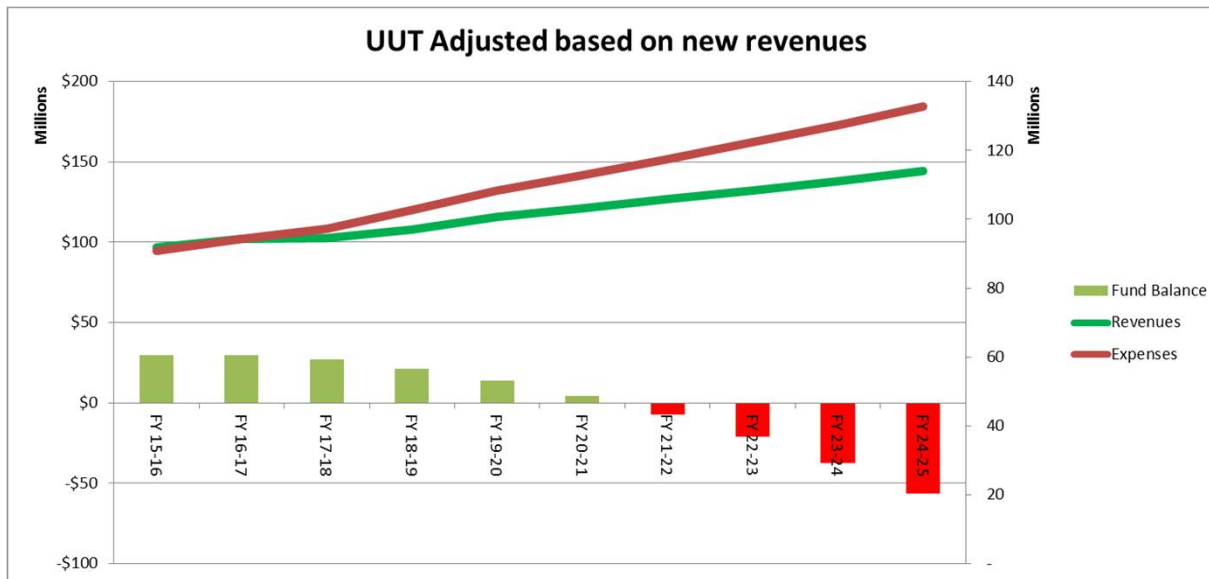
Gen Fund – Alternatives (TOT)

- Transient Occupancy Tax revenues approx. \$1.1M annually
 - Tax paid by visitors staying in hotels
- Current TOT rate is 8%
 - Surrounding jurisdictions 10-12%
 - Each 1% increase equals approx. \$130,000
 - 4% increase: new revenue of about \$520,000
- Increase to TOT rate requires majority voter approval
 - Next ballot November 2016
 - Would require significant community effort to inform voters regarding the TOT tax measure



Gen Fund - Alternatives

- **Adjust annually based on budgeted savings**
 - FY 16/17 UUT reduced by \$1M down to approx. 5.40%
 - FY 17/18 UUT reduced by \$500,000 (potential TOT) down to approx. 5.22%
 - FY 17/18 projected shortfall \$2.7 million
 - FY 24/25 projected shortfall \$18.8 million
 - FY 24/25 ending fund balance **-\$56 million**



Conclusion

- Seeking direction from City Council
- Continue discussion as part of strategic goal setting
 - Reduction of UUT rate
 - City Council service priorities
 - Public safety service levels (Police and Fire)
 - Infrastructure needs (Streets and Lights)
 - Other City service levels



United States Air Force Reserve

March Air Reserve Base

Legacy for the Future!

Colonel Russell A. Muncy

452d Air Mobility Wing Commander





U.S. AIR FORCE

March Field



- **One of the three oldest Air Force Bases**
- **Centennial in 2018**
- **Home to Active Duty, Reserve, National Guard, and Government Agencies.**
- **Home to Air Force, Army, Navy and Marine forces**
- **Full Spectrum of assets providing homeland security and global mission support**
- **Rich in Air Force History**



Bell, Helen L., *Hap Arnold House March Field*. www.helenbellstudios.com



Major Periods at March Field



Army Air Service: 1918-1923

Army Air Corps: 1927-1941

Army Air Force: 1941-1947

Air Force: 1947-1996

Air Force Reserves: 1996-Present



U.S. AIR FORCE

Army Air Service: 1918-1923




Sergeant Charles Garlick (lower left) and his detachment, who arrived at the Alessandro Flying Field on February 26, 1918



U.S. AIR FORCE

Army Air Service: 1918-1923



General Peyton C. March
US Army Chief-of-Staff, 1918-1921



Second Lieutenant Peyton C. March, Jr.



U.S. AIR FORCE

Army Air Service: 1918-1923





U.S. AIR FORCE

Army Air Service: 1918-1923



(41-193M-4AB)(2-17-41) T-24, ANNEX TO P-81.



U.S. AIR FORCE

Base Closed: 1923-1927





U.S. AIR FORCE

Army Air Corps: 1927-1941





U.S. AIR FORCE

Henry “Hap” Arnold: 1931-1935



Maj Gen Benjamin Foulois, Chief of the Air Corps, Lt Col Hap Arnold, 1st Wing Commander, Maj Carl “Tooy” Spaatz, 1st Wing Executive Officer



Hap and his personal Boeing P-12



U.S. AIR FORCE

Notables from March Field History




Ira Eaker



Bob Hope



Carl Spaatz



Jimmy Stewart



U.S. AIR FORCE

Notables from March Field History



Hoyt Vandenberg



Nathan Twining



Curtis LeMay



Thomas S. Powers



U.S. AIR FORCE

March Field Mission History



- 1918-1923: Primary Pilot Training
- 1923-1927: Closed
- 1927-1931: Primary Pilot Training
- 1931-1935: 1st Bomb Wing
 - 7th Bombardment Group
 - 17th Pursuit Group
- 1935-1941: Headquarters, 1st Wing (under GHQ)
- 1941-1946: Pilot and Air Crew Training
- 1946-1994: 22nd Bomb Wing
- 1982-1994: 22d Air Refueling Wing
- 1994-Present: 452d Air Mobility Wing



452^d Air Mobility Wing



Over 4,000 Mil & Civ personnel

Host of March Air Reserve Base

Responsible for base operation/upkeep:

- 2,400 acres / 2.7M square feet of bldg space
- 372 facilities
- Direct support 5,500+ AFRC, ANG, AD pers
- Add'l support to tenant/lrg retiree population
- SoCal POTUS Missions



➤ **14 x KC-135**



➤ **15K flying hrs/yr**

➤ **9 x C-17**



➤ **Offloaded ~8.9M lbs fuel to 950+ receivers**

➤ **Airlifted 26K+ tons cargo**



912th Air Refueling Squadron



OVERVIEW

- **200+ personnel Active Duty KC-135 Total Force Squadron**
- **AD & AFR crews on most missions**
 - **Airlift, Aeromedical Evac, Coronets, Business Efforts**
- **912 ARS personnel in various 452nd Wing & Group level positions**

ANNUAL STATISTICS

- **Active Duty Maintenance supports 1,700 sorties/yr (7,000+ flying hours)**
- **Deploy 100+ personnel/year in support of Op Enduring Freedom and SOUTHCOM**
- **Combined Aircrew Flight Stats 2014:**
 - **7,293 Flight Hours**
 - **Over 1,700 Sorties**

OPERATIONS

- **CONSTANT DEPLOYMENT ROTATION**
 - **1-2 AIRCRAFT/2 CREWS**
- **AIR MOBILITY COMMAND COMMITMENT**
 - **1 AIRCRAFT/1 CREW AVAILABLE 24/7 FOR GLOBAL OPS (TACC) TASKINGS**

OPERATIONS/COMMANDS SUPPORTED

- **SOUTHCOM / CENTCOM**
- **OPLAN 8010 (USSTRATCOM)**
- **NOBLE EAGLE – Presidential Support**





Team March



A Legacy for the Future!



Joint Partners

- ❑ Air/Marine Operations Center (DHS)
- ❑ Navy Operational Support Center (USNR)
- ❑ Total Force Honor Guard
- ❑ 1st Marine Expeditionary Force, Det (USMC)
- ❑ 304th Sustainment Brigade (USAR)
- ❑ 358th Civil Affairs Brigade (USAR)
- ❑ 250th Military Intel BN (CaARNG)
- ❑ 1498th Transportation Co (CaARNG)
- ❑ 315th Engineers, Vert Const Co (CaARNG)
- ❑ 100th Troop Command (CaARNG)

Air Force Partners

- ❑ 4th Air Force (AFRC)
- ❑ 912th ARS (AD AF)
- ❑ 144th FW Det 1 (CaANG)
- ❑ 163rd Attack Wing (CaANG)
- ❑ 701st Combat Operations Sq (AFRC)
- ❑ 922nd Civil Engineer Staff (AFRC)
- ❑ Western Recruiting Sq (AFRC)
- ❑ 362d Recruiting Sq (AD AF)

Full Spectrum Partners

- ❑ Commissary
- ❑ AAFES Exchange
- ❑ Office of Personnel Management
- ❑ Veterans Administration
- ❑ US Customs Service
- ❑ American Forces Network Broadcast Center
- ❑ *Boeing Corporation*
- ❑ *March Field Museum*
- ❑ *Altavita (formerly Air Force Village West)*
- ❑ *Riverside National Cemetery*



Headquarters 4th Air Force



Fourth Air Force Commands and Advocates to Ensure Readiness of Assigned Strategic Mobility Forces.

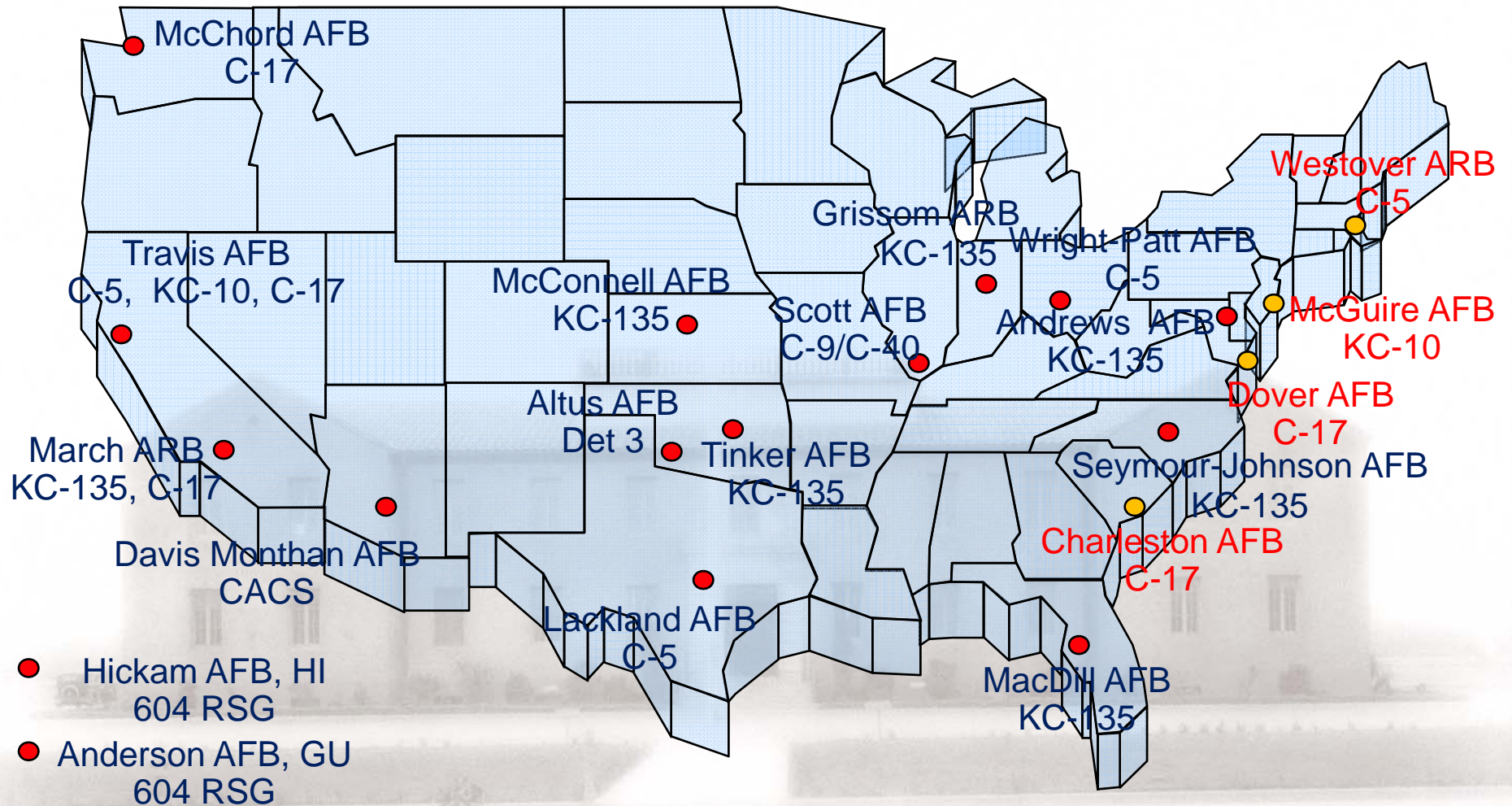
Vision: Answering the nation's call to be the foremost Strategic Mobility Total Force Partner. Citizen Airmen...Ready, Willing and Able.

- **Largest NAF in AFRC**
 - **30,000 of the 70,000 AFRC assigned personnel**
 - **Directs 17 Reserve Air Mobility & Refueling Wings/Groups**
- **50 full time & traditional reserve personnel**





4th Air Force Units





Air and Marine Operations Center



National Law Enforcement Air Interdiction Center

Mission Statement
Provide Direct Support to Homeland Security in Protecting the American People and our Nation's Borders Through the Detection and Identification of Foreign and Domestic Threats and Coordination of law Enforcement Air, Marine and Ground Interdiction Forces

Law enforcement resource promoting multi-domain awareness

- Focuses on **“all threats”** in the non-commercial air and maritime environments
- Leverages enabling technologies
 - System capacity of 700 sensor feeds
 - Up to 50,000 tracks displayed on one screen
 - Federated data sharing
- Detects, classifies, and coordinates threat response with Federal, State, Local & International Partners
- Approximately 200 employees





144th Fighter Wing Det. 1



THE AIR SOVEREIGNTY OF THE SOUTHWESTERN UNITED STATES IS OUR NUMBER ONE MISSION

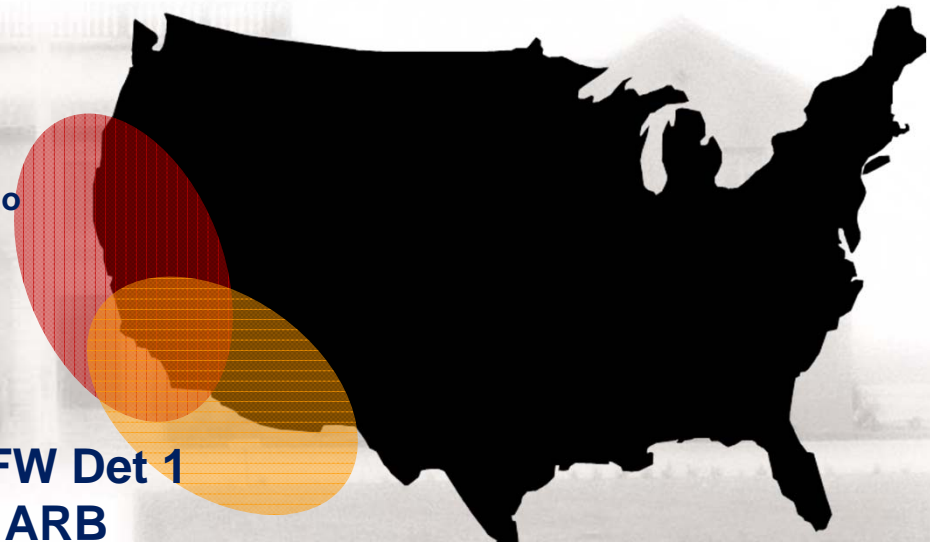
**37 ACTIVE DUTY (AGR) PERSONNEL COMMITTED TO SECURING THE
“AIR SUPERIORITY” OF THE
SOUTHWESTERN UNITED STATES WELL INTO THE
21st CENTURY...**

Guarding America

144TH FW Fresno



144TH FW Det 1
March ARB





163^d Attack Wing

MARB


- ❖ Two 24/7/365 Active Orbits (CAPs) Supporting
 - ❖ “Operation ENDURING FREEDOM”
 - ❖ Approaching 100,000 Flying Hours Since 2007
- ❖ Largest Tenant on March ARB
 - ❖ 900 Personnel (300 Full-time) DSG, AGR, and Technicians
 - ❖ \$40 M Payroll - \$12 M Local Purchase/Contract
 - ❖ 90 Acres/20 Structures on March Field

FTU

- ❖ One of two ANG MQ-9 schoolhouses in the nation
- ❖ First ANG Unit to fly RPA’s domestically
- ❖ Train – Pilots, Sensor Operators, Mission Intel Coordinators
- ❖ Launch & Recovery Teams at SCLA (Former George AFB)

FTD

- ❖ 163^d Maintenance Group
 - ❖ Trained 175 AF/ANG maintainers in 2013
 - ❖ Specialties – Comm, Crew Chiefs, Avionics

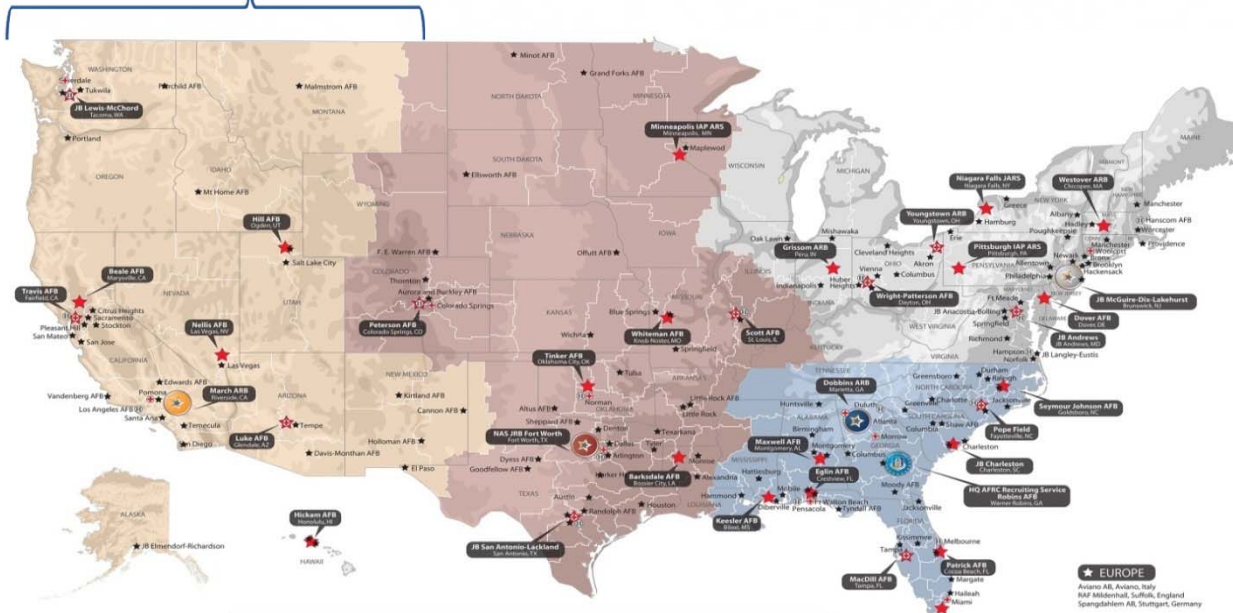




Air Force Reserve Western Recruiting Squadron



Mission: Recruit the nation's best to fly, fight, and win...in air, space, and cyberspace.



Priorities

- | | |
|---|---|
| <ul style="list-style-type: none"> • <u>Total Personnel: 95</u> • 16 located at MARB • 79 located at outlying recruiting stations throughout the western United States and the Pacific | <ul style="list-style-type: none"> • Meet Annual Recruiting Goal • Meet Annual Location Accession Requirement (LAR) initiative • Training • Unit Partnership • Recruiter Development |
|---|---|


Produced 2K+ FY14 AFRC Annual Gains



362^d Recruiting Squadron



- **MISSION:** Locate, engage, inspire, and recruit the brightest, most competitive & diverse men and women within our AOR for service in America's Air Force
- 41 geographically separated Active Duty Recruiters serving applicants over an area covering 149K square miles and 2 states
- **The 362 RCS annually enlists the 5th highest number of airmen of the 24 Enlisted Accessions squadrons in the Air Force Recruiting Service (AFRS)**



Manning comprised of: 3 Officers, 9 civilians, & 75 enlisted personnel





701st Combat Operations Squadron



- **MISSION:** To provide **continuity to the Korean Theater** by augmenting the Combined Air & Space Operations Center, Osan AB, Republic of Korea with experienced personnel in Strategy, Combat Plans, Combat Operations, Intelligence, Communications, and a Combat Air Logistics Support Team
- The **701 COS** participates annually in the **world's largest battle staff exercises ULCHI FREEDOM GUARDIAN & KEY RESOLVE** in addition to other major AOC exercises throughout the CAF



<u>TOTAL AUTHORIZED</u>	148	
TR (O/E)	129	(50/79)
ART (O/E)	10	(8/2)
AGR (O/E)	9	(4/5)
(87% Traditional Reservist, 13% Full Time)		



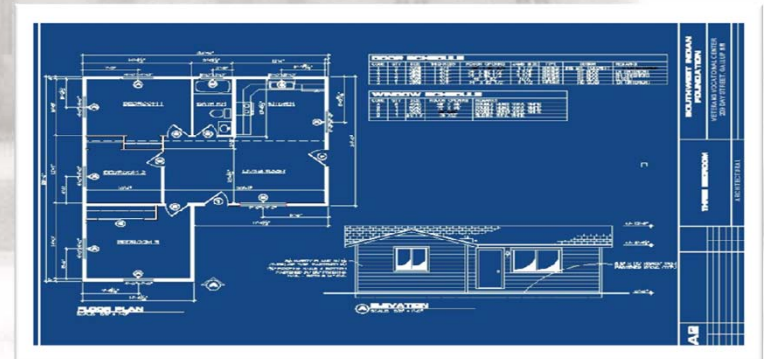
922^d Civil Engineer Staff Augmentation Flight (S-Team)



- **MISSION:** Three deployable teams, each led by an engineer Colonel, provide command staff augmentation and facility planning/design/construction management expertise **primarily to PACAF**. Leads regional USAF infrastructure project execution
- **One of three S-Teams** in Air Force Reserve Command with 11 team members deployed to CENTCOM since 1 January 2013 – **3 Bronze Star recipients while leading top Afghan projects!** Three deployed to **Korea** in February 2013 supporting AF & Joint staffs for a regional wartime exercise



Manning comprised of: Senior enlisted & officer engineers primarily assigned to Pacific Air Force, 24 of **36 positions** currently filled





1st Marine Expeditionary Force



- **MISSION:** The I MEF is responsible for the overall accountability, embarkation, debarkation, and safe loading/offloading of all **Navy & Marine Corps** personnel, equipment, and cargo assigned to military and commercial aircraft arriving or departing **March ARB** and Ontario International Airport in support of multinational training exercises and combat missions
- **2008-2013 Annual Figures:**
 - **40-68K** troops processed yearly
 - **3.4-6.7K** tons of cargo processed
- **Marine Personnel Breakdown:** **15**
 - **Air Liaison Element (ALE):** **6**
 - **Arrival/Departure Air Control Group:** **9**





Navy Operational Support Center



384 Selected Reserve Sailors:

- 22 Officers & 362 Enlisted assigned to 8 units
- 16 Sailors presently mobilized in Afghanistan, Djibouti, & GTMO
- Supported by NOSC staff of 25 AD/AGR/Civ

Significant Mission Support

- US Naval Sea Cadets
- Construction Battalion (Seabees)
- Navy Recruiting District San Diego, Div 6
- Naval Weapons Station Seal Beach
 - Ammo onload/offload to deployed ships
- Navy Corpsmen
 - Expeditionary Medical Force Camp Pendleton, Det D
 - USMC 4th Tank Battalion Reconnaissance Unit
- Navy Funeral Honors Team
 - Renders final honors for 1500 local veterans annually





304th Sustainment Brigade



- **MISSION:** Plan, prepare, execute and assess sustainment (CSS) operations within a Division, Corps, or Theater Area of Operations (AO). Establish and operate Sustainment Activities; provide sustainment on an Area Basis and/or to Specified Forces
- **Largest Brigade West of the Mississippi**
- **Largest tenant adjacent to March ARB**
- **Command Four Battalions (2269 personnel):**
 - 420th Movement Control BN, Sherman Oaks
 - 155th Combat Sustainment Support BN, El Monte
 - 371st Combat Sustainment Support BN, Riverside
 - 304th Special Troops Battalion, Riverside





358th Civil Affairs Brigade



- **MISSION:** 358th Civil Affairs Brigade conducts mission command of assigned units to plan and conduct civil military operations and civil affairs operations in support of USPACOM, USARPAC, 8th U.S. Army, or other Joint Task Force.
- The 358th Civil Affairs Brigade supports the Army and Joint Force with expeditionary strategic, operational, and tactical civil affairs across the full spectrum of operations.
- **HQ based at Riverside is 110+ personnel; commands 4 battalions of 200+ pers each**
 - 416th CA BN (Airborne), San Diego; 425th CA BN, Encino; 426th CA BN (Airborne), Upland; CA and 492nd CA BN, Phoenix, AZ
 - **Approx 1000 total personnel**





250th Military Intelligence Bn



A “Attack” Company

➤ **MISSION (SIGINT):** The company employs platoons using ground-based SIGINT collection systems to perform SIGINT and emitter mapping in support of the Battlefield Surveillance Brigade (BFSB) mission. Each platoon is composed of a SIGINT analysis and control team, two ground-based SIGINT Collection & Exploitation (C&E) teams, and a SIGINT augmentation team.

➤ **MISSION (Multi-Function Teams):** The company also has a variable number of multifunctional teams (MFTs) that combine the disciplines of HUMINT and SIGINT. MFTs are specifically trained and equipped to exploit captured enemy materials, prioritize exploitation efforts, and conduct SIGINT Terminal Guidance (STG) operations.

➤ “A” Company is one of four assigned to 250th MI BN (Headquartered in Long Beach)

➤ **101 personnel assigned** (8 Off, 2 WO, 91 Enl)



1498th Transportation Co.



- **MISSION:** The 1498th Transportation Company mobilizes and deploys to provide heavy equipment transportation (HET) support relocating heavy maneuver forces on the battlefield. On order, assists civil authorities in support of State and Federal emergencies.
- Provide Civil Military Operations transportation and sustainment support across the full spectrum of military operations
- Parent unit is 746 Combat Sustainment Support Battalion (Van Nuys, CA)
- **Largest Company element in the California Army National Guard (300+ Soldiers)**






315th Eng VCC



- **MISSION:** Plan, prepare, and execute Vertical Construction Operations. Be prepared on order to deploy worldwide. Redeploy. Provide support to civil authorities as directed.
- **Only Vertical Construction Company in California**
- **MOSs (162 personnel):**
 - 12W Carpenter/Mason
 - 12R Electricians
 - 12K Plumbers
 - 12N Equipment Operators






100th Troop Command



- **MISSION:** Provides command, control and supervision of attached California Army National Guard units in order to provide a trained and equipped force capable for service in time of war or state wide emergency

- 29 assigned HQ personnel; 1879 total personnel

- 1-185TH ARMOR Battalion (886 pers)
 - San Bernadino, Ca
- 223RD Military Intelligence Battalion (278 pers)
 - San Francisco, Ca
- 250TH Military Intelligence Battalion (235 pers)
 - Long Beach, Ca
- 1-144th Field Artillery Battalion (437 pers)
 - Burbank, Ca
- Det 1 100th Missile Defense (14 pers)
 - Vandenberg AFB – Lompoc, Ca





Total Force Honor Guard



- **Mission**
 - Provide funeral honors for AF veterans; average 130-150/mo
 - Support ceremonial functions; average 200/yr
- **AOR**
 - 82,000 sq mi, 7 counties in southern CA
 - 5 National & 150+ Private Cemeteries
- **Command**
 - ADCON: 95 ABW, Edwards AFB
 - OPCON: March ARB
- **Manning**
 - 1 AGR / 7 AD (2 EAFB / 5 MARB)
 - One year Contract / 2-wk rotation, 4X annually
 - MARB - 35 ARC Members
 - EAFB - 32 members
 - LAAFB - 30 members
 - Sister Services/Retired Personnel (AF Partnership Provider Program)





AFN Broadcast Center



DEFENSE MEDIA CENTER

- ❖ **8 American Forces Network Channels of Television**
- ❖ **10 American Forces Network Channels of Radio**
- ❖ **Broadcasting to 350K authorized customers in 140 countries & Navy ships at sea; wherever US servicemen and women are stationed...**
- ❖ **Tenants: Defense Information Media Operations Center, Defense Media Activity Contracting Office & Television Audio Support Activity**
- ❖ **206 assigned and 71 tenant personnel**





U.S. AIR FORCE

March ARB Exchange & Commissary



- Providing support and services to Reserve, National Guard and active duty military personnel as well as to the estimated 50,000 military retirees/family members in the region
- MARB is the only reserve base with a full service Exchange and Commissary





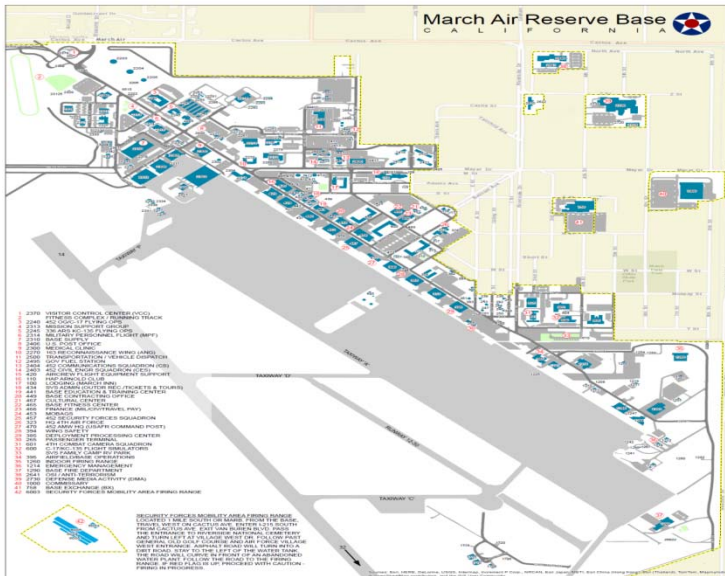
452 AMW Local Economic Impact FY13



- **Total Annual Payroll** **\$170M**
 - **Total Annual Expenditures** **\$151M**
 - **Est. # of Indirect Jobs Created** **2,667**
 - **Estimated Value of Jobs Created** **\$106M**
 - **Grand Total Economic Impact** **\$428M**
-
- Team MARB population approx **8,500 pers**
 - Team MARB economic impact analysis ongoing
 - Projection **\$550M to \$600M annually**



March ARB Local



Current/Future Projects

- ❑ Passenger Processing Ctr - \$19M
- ❑ NOSC facility - \$10M
- ❑ Army Reserve Ctr addition - \$25M
- ❑ Heacock Channel - \$7.8M MARB portion
- ❑ MQ-9 Beddown - New hangar?? \$10M
- ❑ AMOC Growth/Expansion - Facility construction/renovations ranging from \$25M-\$40M

452 AMW Annual Local Expenditures

- ❑ Garbage - \$75K
- ❑ Aircraft Fleet Service - \$300K
- ❑ Aircraft Wash - \$195K
- ❑ Off Base Lodging - \$891K
- ❑ Supplies/small contracts - \$1.9M
- ❑ Food Procurement - \$254K





March ARB SWOT



Strengths

- Community support/community based
- Cost-efficient/mission-effective
- 4 component base/broad mission set
- DoD mil C2 impact: 35.5K personnel
- Geographic location/base capability
- Reserve component experience level

Weaknesses

- Aging Infrastructure
- Limited service availability (not 24/7)
- No Medical Treatment Facility (MTF)
- DoD aversion to base expansion
- Budgetary constraints
- Limited growth potential (real estate)

Opportunities

- Recruiting Proc Ctr/USMC Recr Det
- KC-46 (requires rwy/ramp upgrades)
- MQ-9 Reaper Local Operations
- Joint Base Designation
- Mil Exercise host location (ex: JOAX)
- TFI expansion (C-17, MQ-9?)
- Base of Operations (Disaster Response, Camp Pendleton/Ft Irwin deployments)

Threats

- Aging Infrastructure
- NCSAF recommendation to eliminate HQ AFRC/NAF/AFRC Wing Structure
- Heacock Channel/Cactus Ditch
- BRAC/Sequestration/AD Reduction
- Rising water table
- Encroachments impact to flying ops






Team March

Joint Partners

AF Partners



Full Spectrum Partners





Questions?



March Air Reserve Base

A Legacy for the Future!

Colonel Russell A. Muncy
452AMW/CC